



US00D531116S

(12) **United States Design Patent**
Heinen et al.

(10) **Patent No.: US D531,116 S**
(45) **Date of Patent: ** Oct. 31, 2006**

(54) **TIRE TREAD**

D502,142 S * 2/2005 Hoshi D12/556
D508,017 S 8/2005 Heinen et al. D12/555

(75) Inventors: **Richard Heinen**, Habay-la-Neuve (BE);
Sebastien Morin, Bereldange (LU);
Nicolas Claude Jean-Claude Froger,
Arlon (BE)

(73) Assignee: **The Goodyear Tire & Rubber**
Company, Akron, OH (US)

(**) Term: **14 Years**

(21) Appl. No.: **29/242,780**

(22) Filed: **Nov. 15, 2005**

(51) **LOC (8) Cl.** **12-15**

(52) **U.S. Cl.** **D12/590**

(58) **Field of Classification Search** D12/534,
D12/537, 551, 552, 553, 554, 555, 556, 586,
D12/587, 588, 589, 590, 591, 900; 152/209.1,
152/209.11, 209.13, 209.28

See application file for complete search history.

(56) **References Cited**

U.S. PATENT DOCUMENTS

5,188,684	A	*	2/1993	Himuro	152/209.15
D342,047	S	*	12/1993	Takahashi	D12/550
D346,350	S	*	4/1994	Himuro et al.	D12/555
D405,035	S	*	2/1999	Graas	D12/555
D456,763	S	*	5/2002	Graas	D12/550
D491,518	S		6/2004	Miyabe et al.	D12/556
D493,766	S		8/2004	Hanya	D12/554
D501,445	S	*	2/2005	Brayer et al.	D12/553

OTHER PUBLICATIONS

Delta Sport IV Tire, 2004 Tread Design Guide, Jan. 2004, p. 20, 2/3.*

National Sport IV Tire, 2004 Tread Design Guide, Jan. 2004, p. 45, 4/5.*

Sumitomo HTR, ZII, 2003 *Tread Design Guide*, p. 57, 4/2.

* cited by examiner

Primary Examiner—Robert M. Spear

(74) *Attorney, Agent, or Firm*—Richard B. O'Planick

(57) **CLAIM**

The ornamental design for a tire tread, as shown and described.

DESCRIPTION

FIG. 1 is a perspective view of a tire tread showing our new design, it being understood that the pattern repeats uniformly throughout the circumference of the tread;

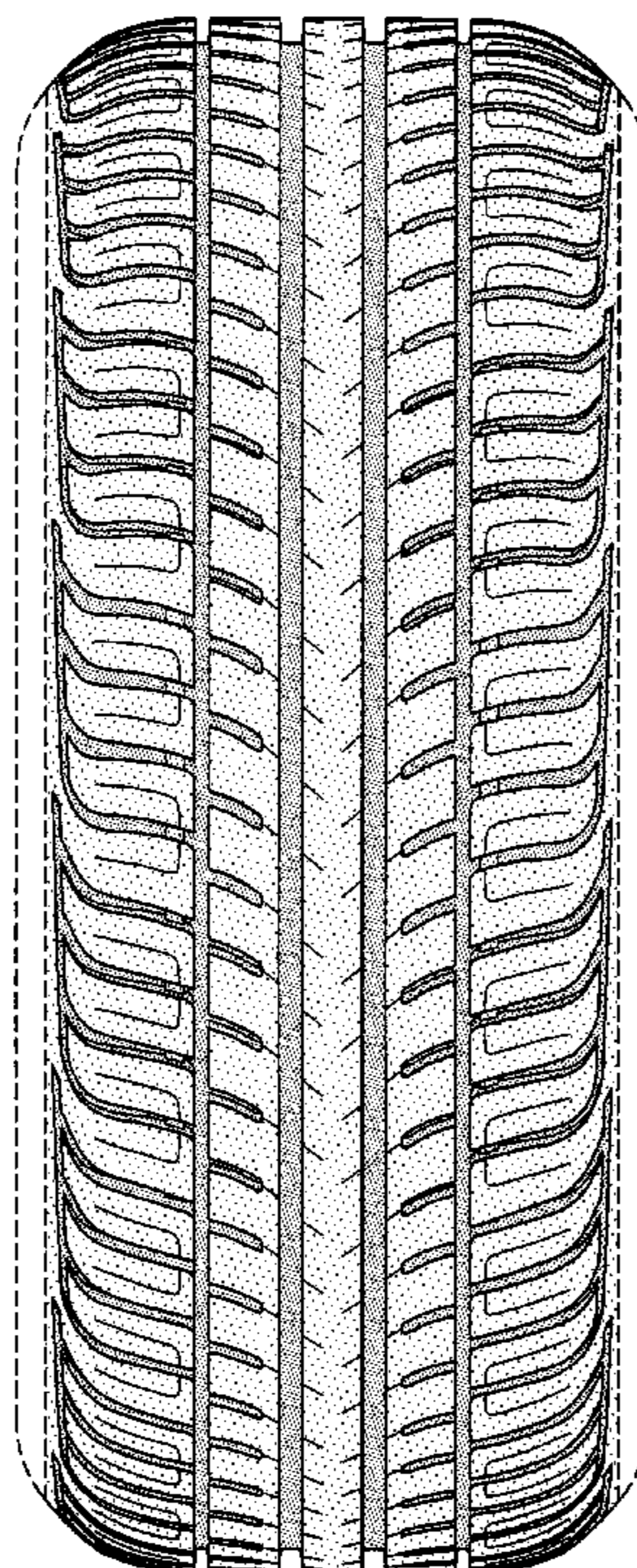
FIG. 2 is a front elevational view thereof;

FIG. 3 is a right side elevational view thereof; the other side being a mirror image thereof; and,

FIG. 4 is an enlarged fragmentary front elevational view thereof.

In the drawings, the broken lines defining the sidewall, inner bead and the peripheral boundary between the tire tread and the sidewall are for illustrative purposes only and form no part of the claimed design.

1 Claim, 4 Drawing Sheets



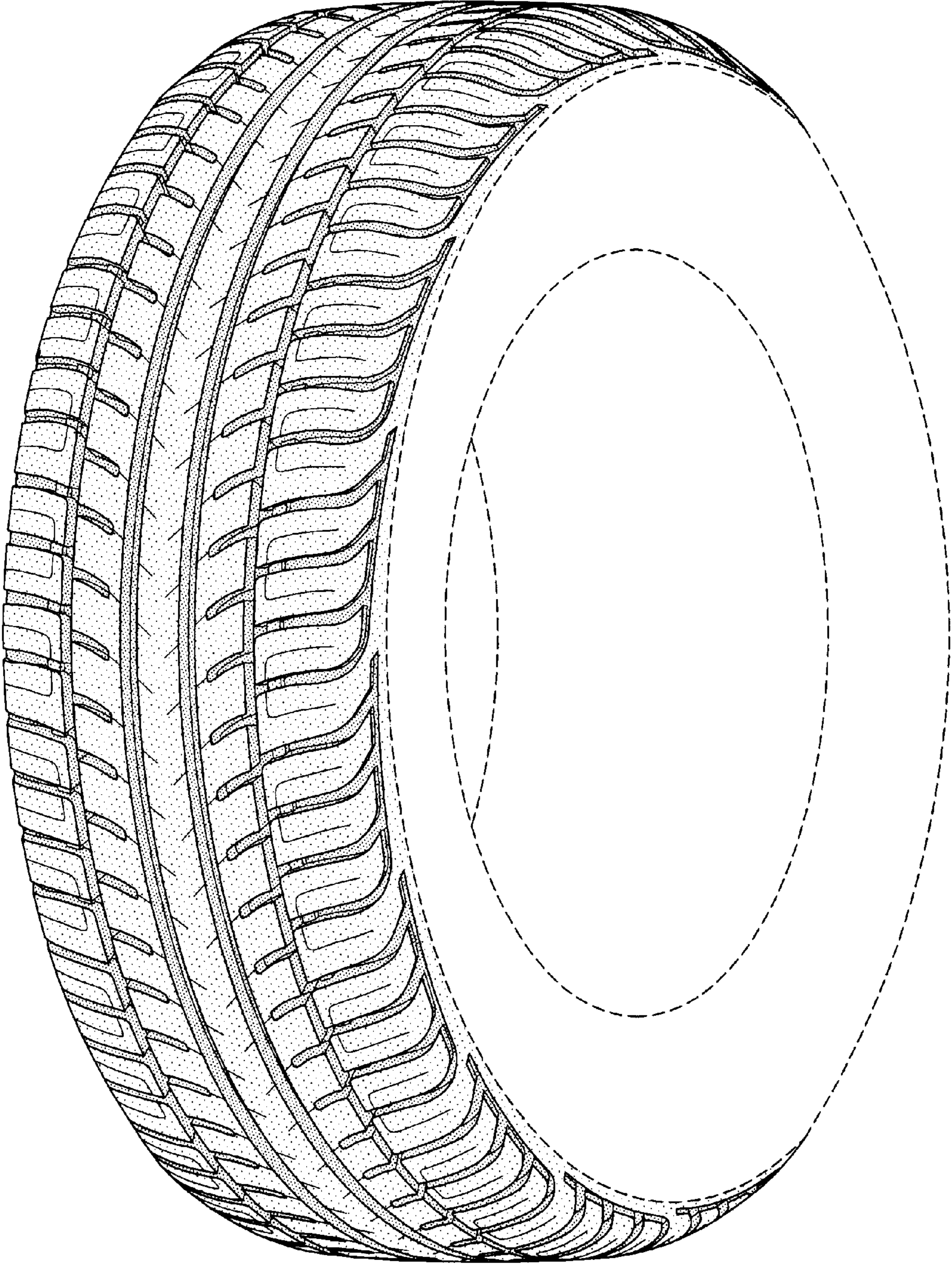


FIG-1

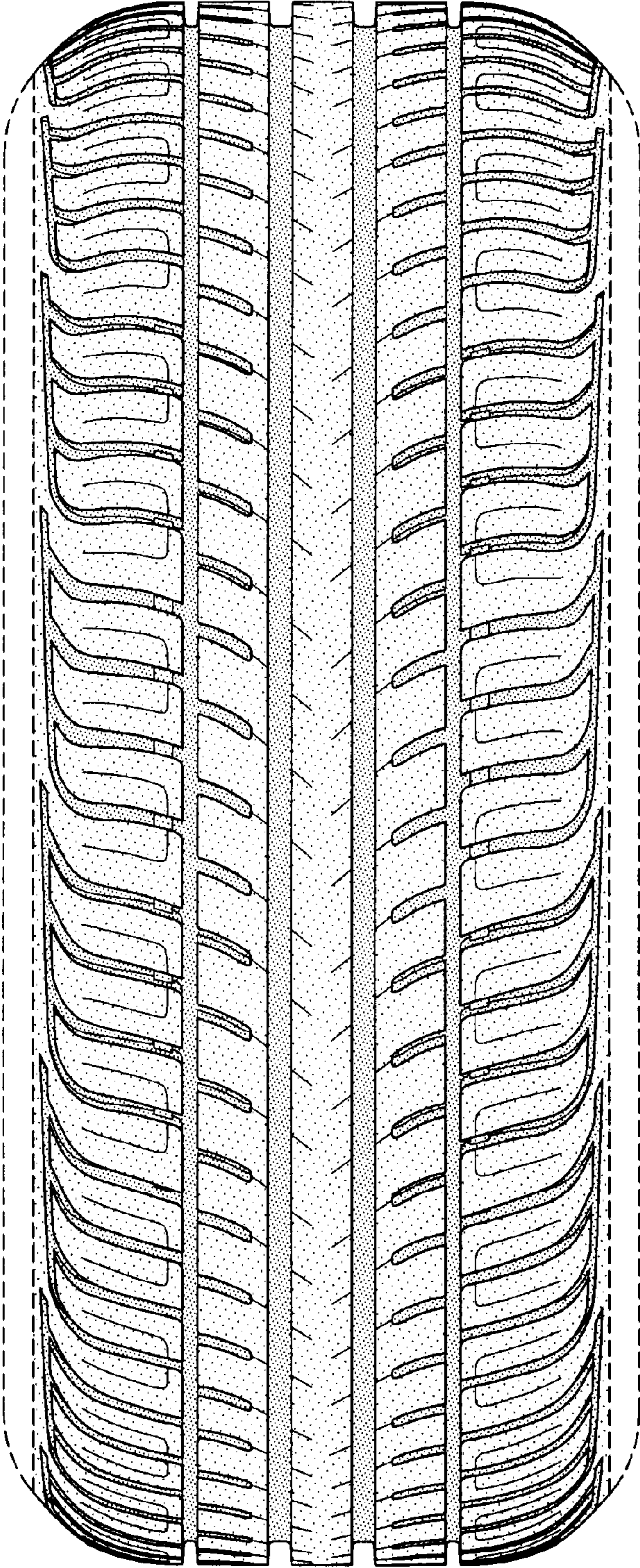


FIG-2

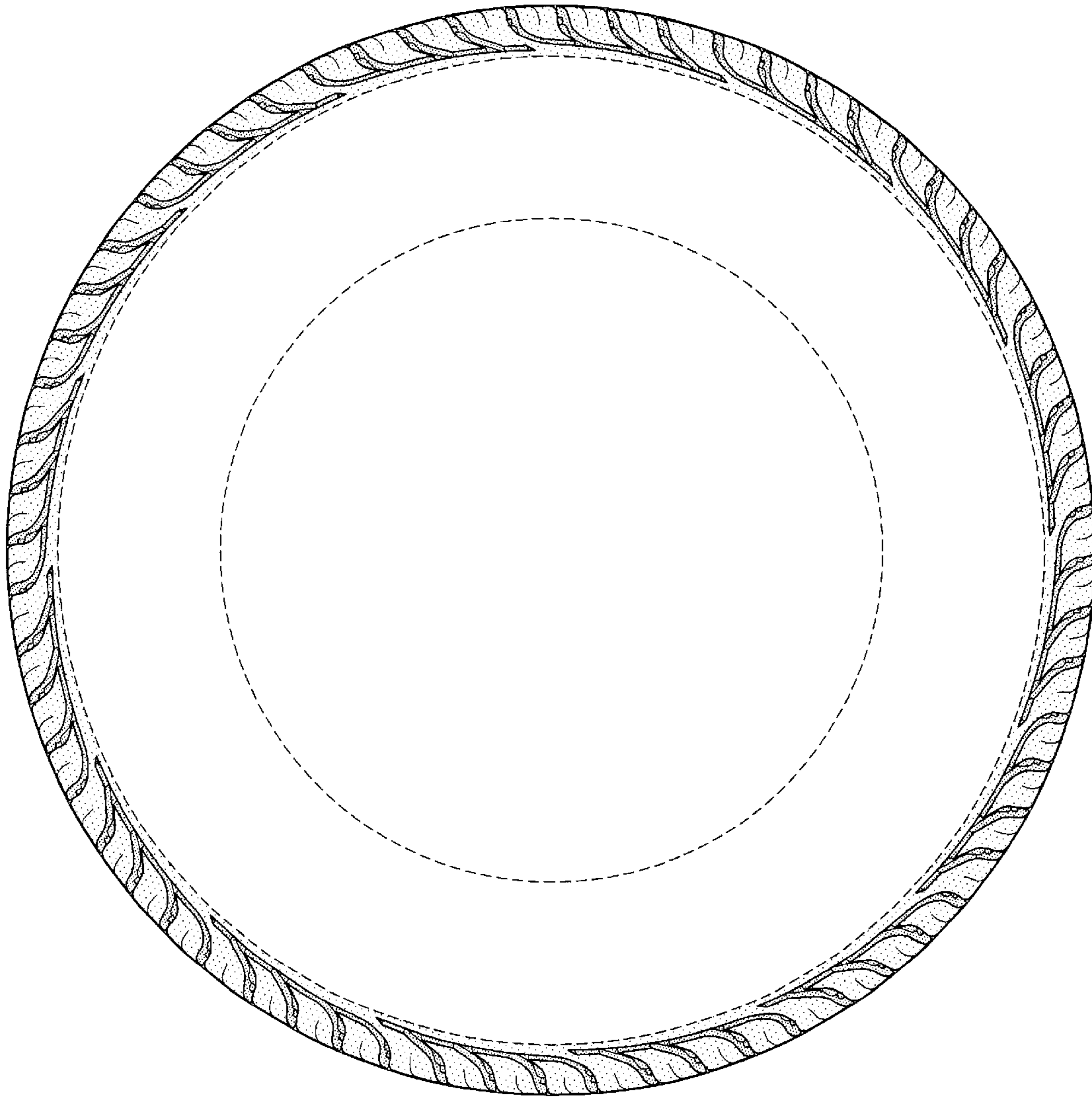


FIG-3

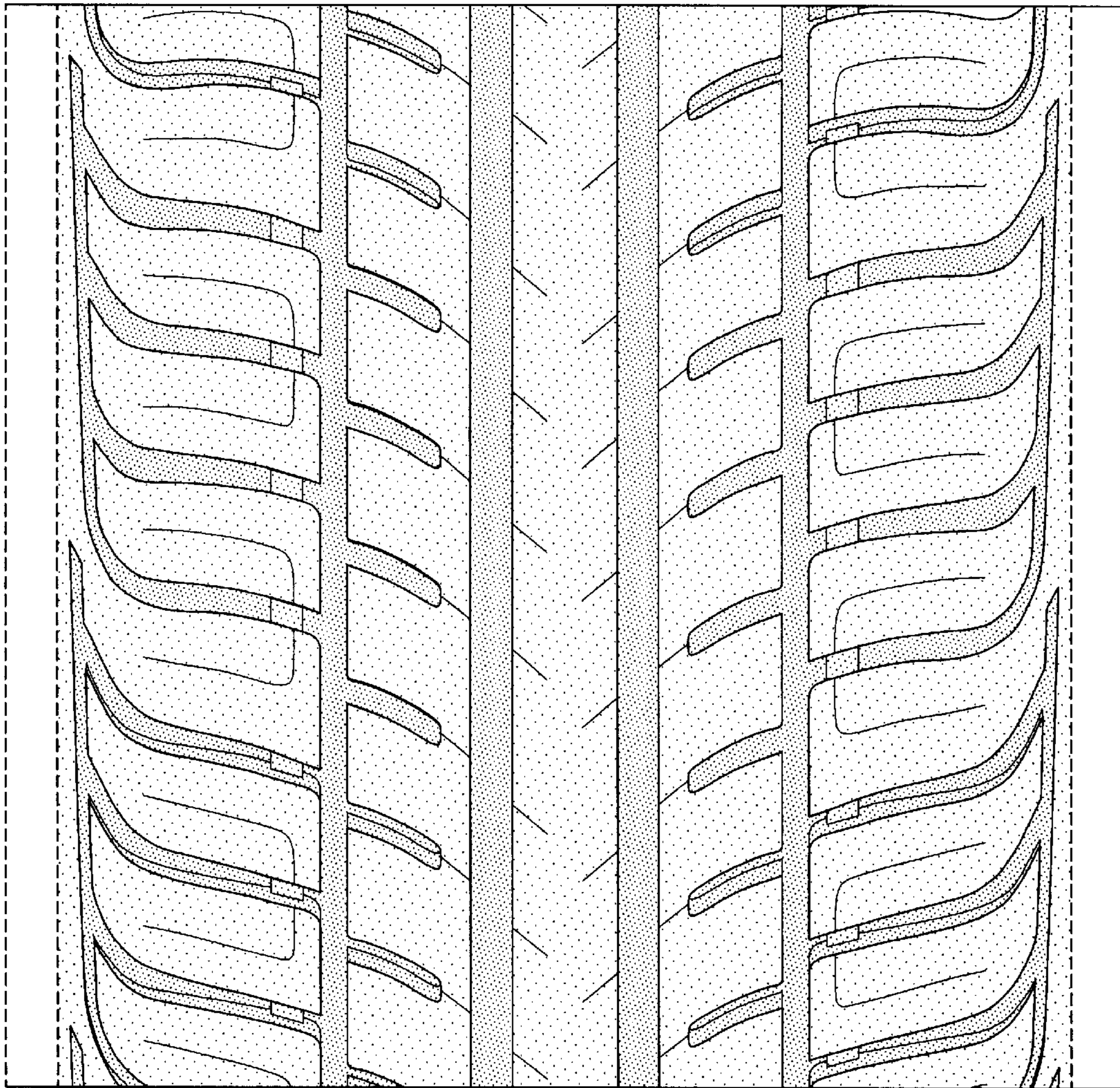


FIG-4