



US00D531109S

(12) **United States Design Patent**  
**Nicholls et al.**

(10) **Patent No.:** **US D531,109 S**

(45) **Date of Patent:** **\*\* Oct. 31, 2006**

(54) **TIRE TREAD**

(75) Inventors: **Alan Nicholls**, Sutton Coldfield (GB);  
**John Higgins**, Sutton Coldfield (GB);  
**Malcolm Jeremy Board**, Yardley (GB)

(73) Assignee: **The Goodyear Tire & Rubber Company**, Akron, OH (US)

(\*\*) Term: **14 Years**

(21) Appl. No.: **29/236,212**

(22) Filed: **Aug. 12, 2005**

(51) **LOC (8) Cl.** ..... **12-15**

(52) **U.S. Cl.** ..... **D12/534; D12/535**

(58) **Field of Classification Search** ..... D12/534,  
D12/537, 551, 552, 553, 554, 555, 556, 586,  
D12/587, 588, 589, 590, 591, 900; 152/209.1,  
152/290.11, 290.13, 290.28  
See application file for complete search history.

(56) **References Cited**

**U.S. PATENT DOCUMENTS**

D354,261 S	*	1/1995	Graas	.....	D12/566
D370,880 S	*	6/1996	Graas	.....	D12/563
D395,857 S	*	7/1998	Yamakage	.....	D12/550
D420,312 S		2/2000	Hara	.....	D12/151
D450,033 S	*	11/2001	Graas et al.	.....	D12/563
D454,831 S	*	3/2002	Yuze	.....	D12/535
D469,397 S	*	1/2003	Board	.....	D12/534
D470,099 S	*	2/2003	Board	.....	D12/556

D470,453 S		2/2003	Jackson	.....	D12/535
D501,181 S	*	1/2005	Brown et al.	.....	D12/569
D503,670 S	*	4/2005	Nakamura et al.	.....	D12/534
D503,671 S	*	4/2005	Nakamura et al.	.....	D12/534
D505,654 S	*	5/2005	Nakamura et al.	.....	D12/534

\* cited by examiner

*Primary Examiner*—Robert M. Spear

(74) *Attorney, Agent, or Firm*—Richard B. O’Planick

(57) **CLAIM**

The ornamental design for a tire tread, as shown and described.

**DESCRIPTION**

FIG. 1 is a perspective view of a tire tread showing our new design, it being understood that the pattern repeats uniformly throughout the circumference of the tread;

FIG. 2 is a front elevational view thereof;


FIG. 3 is a right side elevational view thereof; the other side being a mirror image thereof; and,

FIG. 4 is an enlarged fragmentary front elevational view thereof.

In the drawings, the broken lines defining the sidewall, inner bead and the peripheral boundary between the tire tread and the sidewall are for illustrative purposes only and form no part of the claimed design.

The dark stippled surface shading represents the recessed portion of the tread grooves, having the depth shown at the top and bottom of FIG. 2.

**1 Claim, 4 Drawing Sheets**



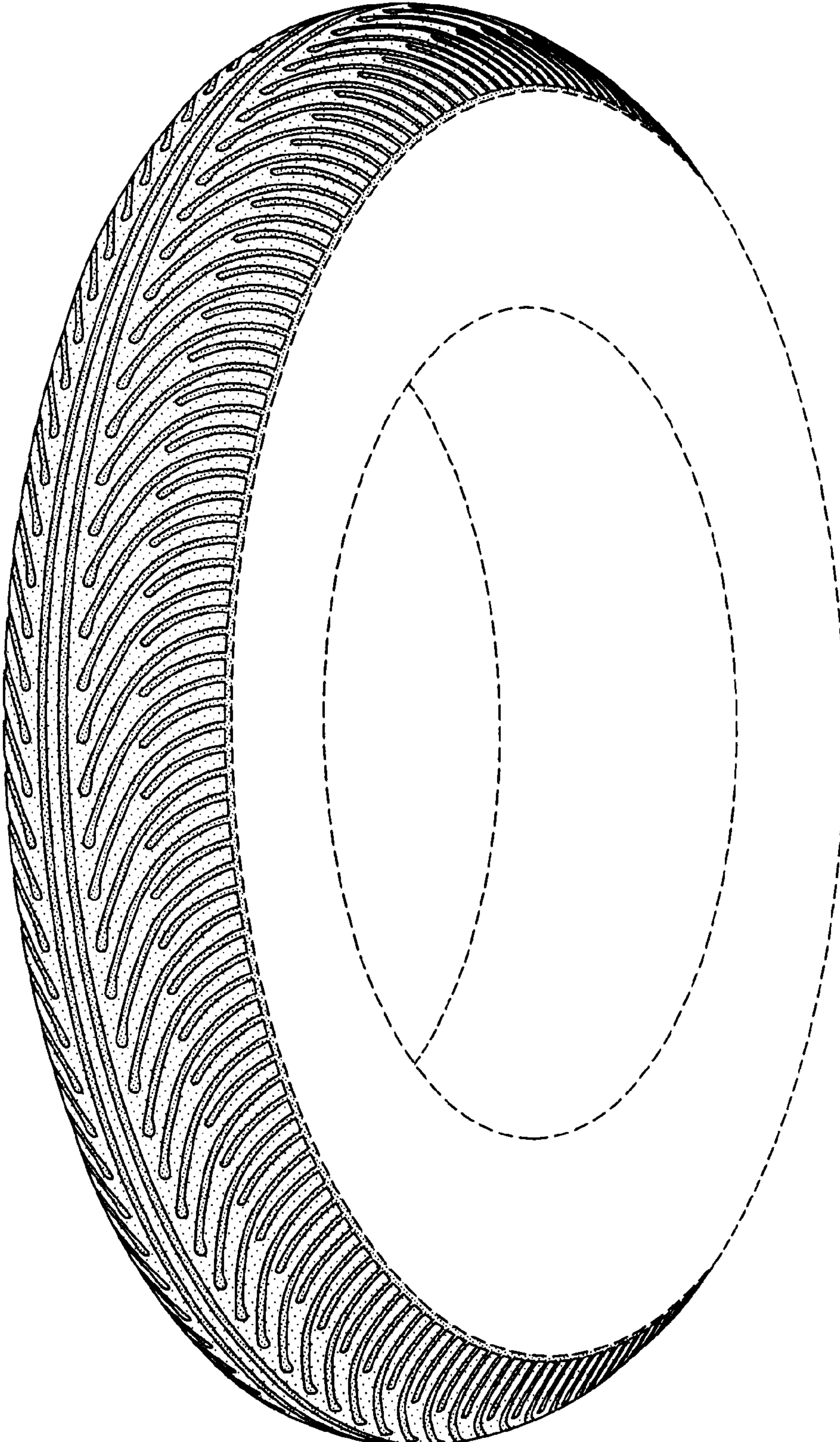


FIG-1

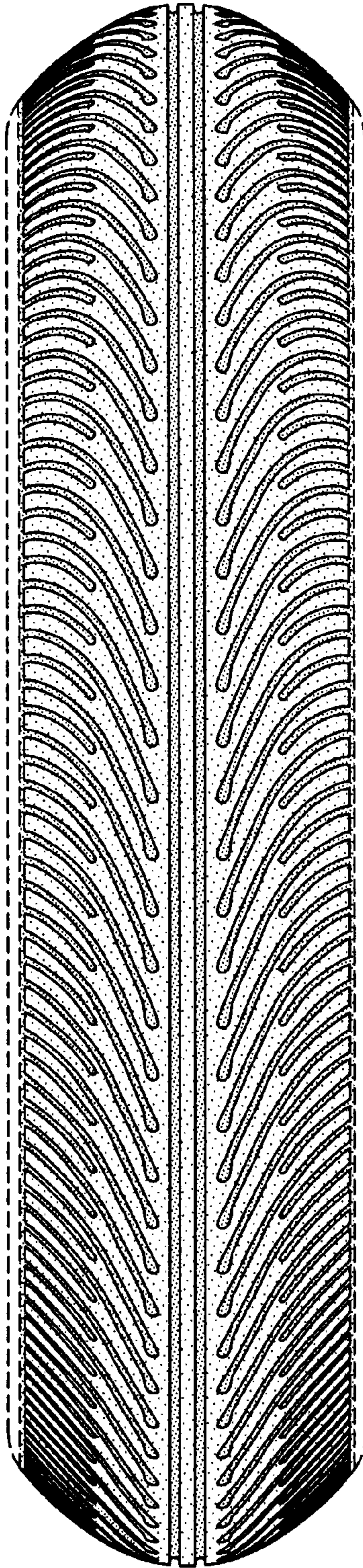


FIG-2

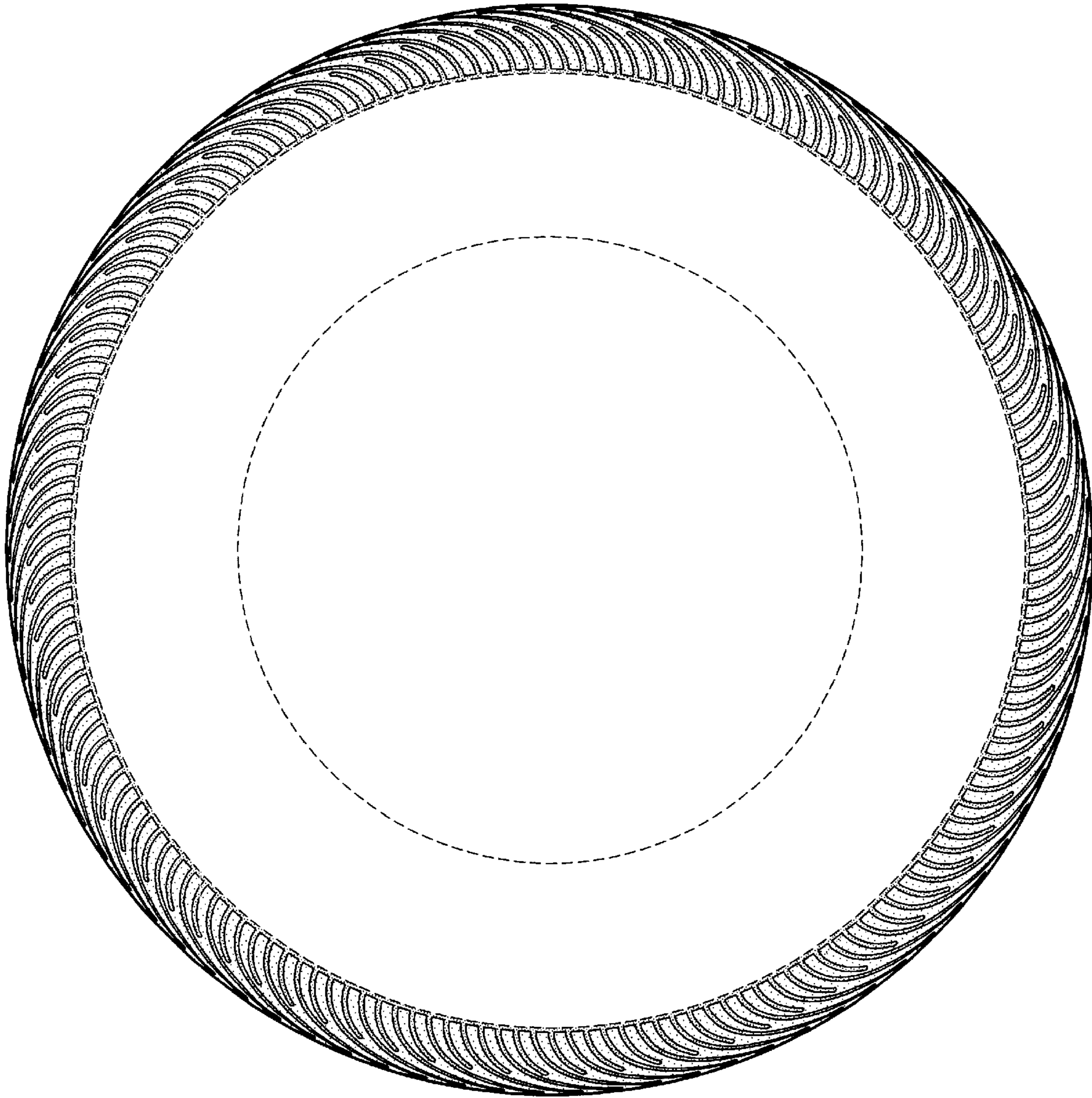


FIG-3

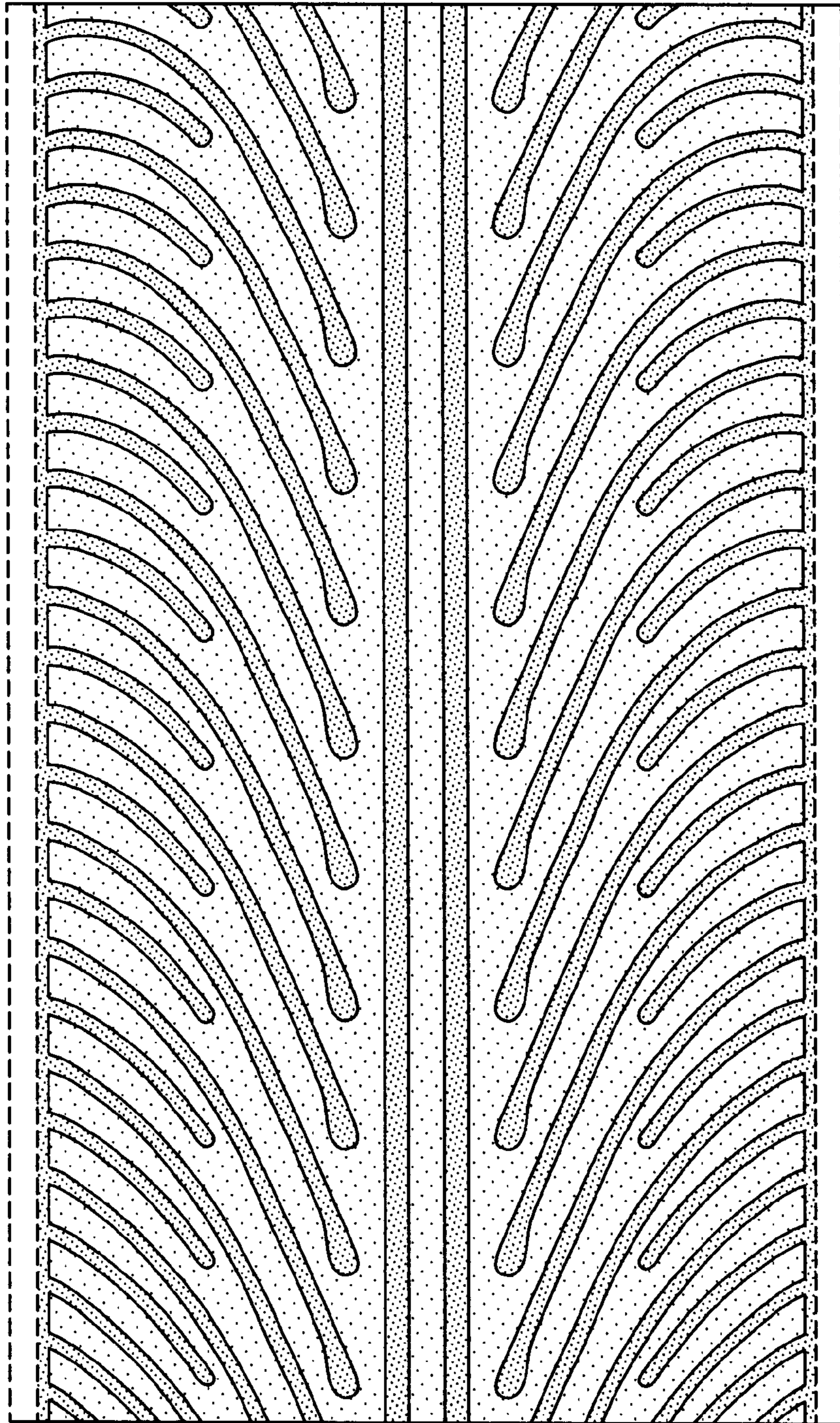


FIG-4