



US00D531086S

(12) **United States Design Patent**
Zhang et al.

(10) **Patent No.:** **US D531,086 S**

(45) **Date of Patent:** **** Oct. 31, 2006**

(54) **MINI AUTOMOBILE**

(75) Inventors: **Xinghai Zhang**, Chongqing (CN); **Zili Peng**, Chongqing (CN)

(73) Assignee: **Chongqing Yuan Innovation Technology (Group) Co., Ltd.**, Chongqing (CN)

(**) **Term:** **14 Years**

(21) **Appl. No.:** **29/242,507**

(22) **Filed:** **Nov. 9, 2005**

(30) **Foreign Application Priority Data**

Aug. 18, 2005 (CN) 200530011047

(51) **LOC (8) Cl.** **12-08**

(52) **U.S. Cl.** **D12/90**

(58) **Field of Classification Search** D12/90-92,
D12/3, 5, 86; D21/424, 433; 296/181.1
See application file for complete search history.

(56) **References Cited**

U.S. PATENT DOCUMENTS

D501,428 S * 2/2005 Takahashi et al. D12/91

D505,097 S * 5/2005 Rodriguez D12/91
D508,435 S * 8/2005 Wakasugi et al. D12/91
D513,480 S * 1/2006 Minowa et al. D12/91
D515,460 S * 2/2006 Oosawa et al. D12/91

* cited by examiner

Primary Examiner—Melody N. Brown

(74) *Attorney, Agent, or Firm*—Jiawei Huang; J.C. Patents

(57) **CLAIM**

The ornamental design for a mini automobile, as shown and described.

DESCRIPTION

FIG. 1 is a front view of a mini automobile showing the new design;

FIG. 2 is a left side view thereof;


FIG. 3 is a right side view thereof;

FIG. 4 is a rear view thereof;

FIG. 5 is a top plan view thereof; and,

FIG. 6 is a perspective view thereof.

1 Claim, 2 Drawing Sheets






Figure 1



Figure 2




Figure 3




Figure 4




Figure 5




Figure 6