

US00D531083S

(12) **United States Design Patent**
Weiser

(10) **Patent No.:** **US D531,083 S**
(45) **Date of Patent:** **** Oct. 31, 2006**

- (54) **WHIMSICAL FROG SPINNER**
- (75) Inventor: **Margaret Weiser**, Tarzana, CA (US)
- (73) Assignee: **Exhart Environmental Systems, Inc.**,
Chatsworth, CA (US)
- (**) Term: **14 Years**

D138,777 S * 9/1944 Lewis D21/594
 D142,968 S 11/1945 Royals
 D147,378 S 8/1947 Rouse
 D148,263 S 12/1947 Wagner
 2,729,022 A 1/1956 Polk
 D185,075 S 5/1959 Erenhouse
 D193,015 S 6/1962 Curtis

(Continued)

- (21) Appl. No.: **29/240,944**
- (22) Filed: **Oct. 20, 2005**

- (51) **LOC (8) Cl.** **11-02**
- (52) **U.S. Cl.** **D11/158; D21/600**
- (58) **Field of Classification Search** D11/127,
D11/141, 157-164; D21/455, 458, 576-661;
D10/54, 59; 428/12, 16, 542.2, 542.4; 446/201,
446/217, 218, 233, 234-236, 268-395; 40/411-413,
40/417-420; 70/170.05, 170.07
See application file for complete search history.

- (56) **References Cited**
U.S. PATENT DOCUMENTS
- | | | | | |
|-----------|---|----------|-----------------|---------|
| 278,461 | A | 5/1883 | Screven | |
| 854,190 | A | * 5/1907 | Wiedemann | 40/477 |
| 1,538,562 | A | 5/1925 | Koshalko | |
| 1,591,661 | A | 7/1926 | Dinsdale | |
| 1,601,983 | A | 10/1926 | Savage | |
| D75,871 | S | 7/1928 | Reek | |
| D75,908 | S | 7/1928 | Fridolph et al. | |
| D83,606 | S | 3/1931 | Greenan | |
| D84,554 | S | * 6/1931 | Thompson | D21/600 |
| 1,814,314 | A | 7/1931 | Kane et al. | |
| 1,940,490 | A | 12/1933 | Frazier | |
| D131,617 | S | 3/1942 | Jacoby | |

OTHER PUBLICATIONS

Hong Kong Enterprise Oct. 2003, various frog figures shown on p. 977.*

Primary Examiner—Catherine Tuttle
(74) *Attorney, Agent, or Firm*—Cislo & Thomas, LLP

(57) **CLAIM**

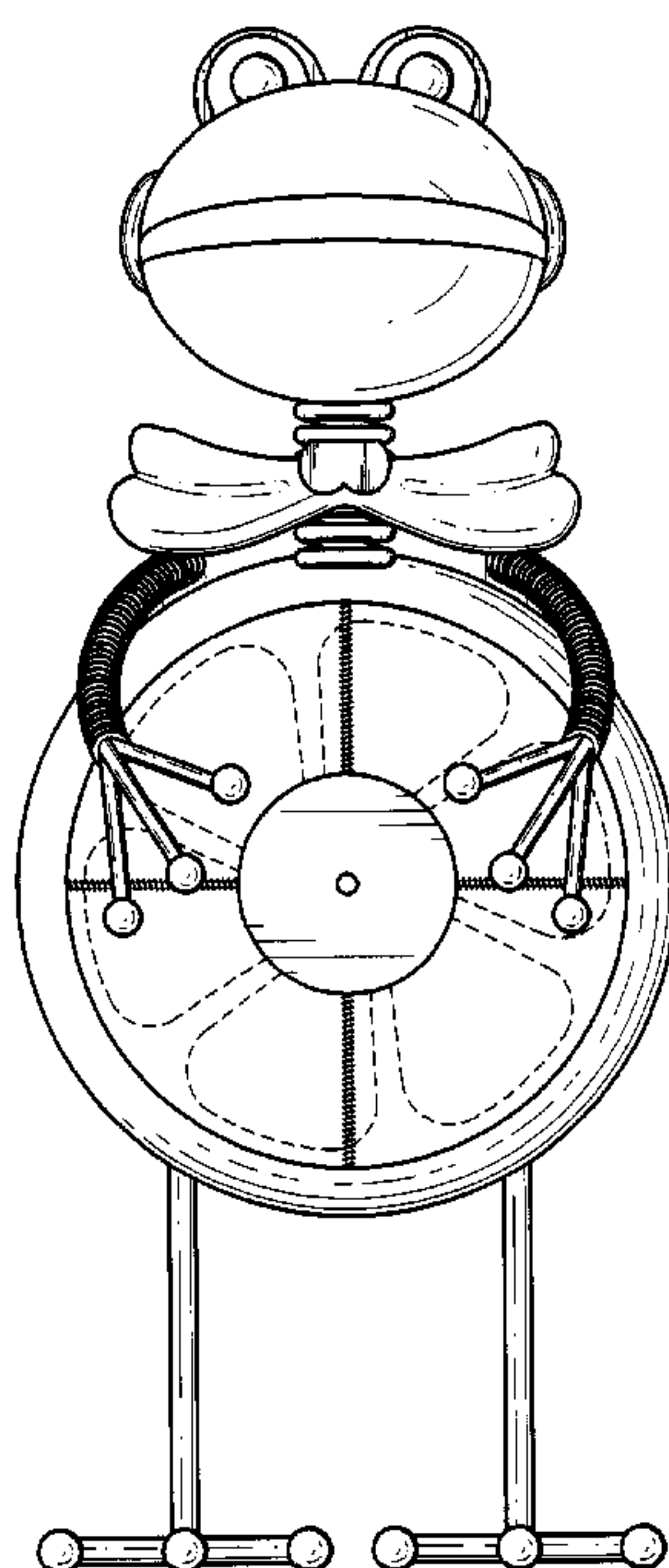
I claim the ornamental design for a whimsical frog spinner, as shown and described.

DESCRIPTION

FIG. 1 is a front view of my whimsical frog spinner; FIG. 2 is a back view thereof; FIG. 3 is a right side elevational view thereof with the left side elevational view being a mirror image thereof; and, FIG. 4 is a top view thereof.

The portions shown in broken lines are for illustrative purposes only, and form no part of the claimed design. The appearance within the unshaded recessed areas of FIG. 1 and the appearance of the unshown connection between the front bow feature and figure form no part of the claimed design.

1 Claim, 4 Drawing Sheets



US D531,083 S

Page 2

U.S. PATENT DOCUMENTS

3,220,253	A	11/1965	Parker		
3,290,817	A	12/1966	Kravath		
D213,013	S	12/1968	Klinberg		
D241,461	S	* 9/1976	Lambert	D21/592
4,031,656	A	6/1977	Kupperman et al.		
D261,164	S	* 10/1981	Kudo	D21/600
4,863,413	A	9/1989	Schwarz		
5,085,075	A	2/1992	Baker		
5,469,738	A	11/1995	Hendrickson		
D370,221	S	* 5/1996	Firlow	D14/135
D373,800	S	* 9/1996	Lance et al.	D21/600
5,551,923	A	9/1996	Worzella		
5,613,317	A	3/1997	Ninegar		
D384,598	S	10/1997	Park		
D387,636	S	12/1997	Chang		
D394,463	S	5/1998	Filho		
D402,231	S	12/1998	Mumford		
D425,146	S	* 5/2000	Shibuya	D21/600
6,095,458	A	8/2000	Cripe		
6,206,747	B1	3/2001	Skwarek		
D450,099	S	* 11/2001	Chu	D21/585
D465,249	S	11/2002	Weiser et al.		
6,475,056	B1	11/2002	Christianson		
D503,655	S	* 4/2005	Weiser	D11/162

* cited by examiner

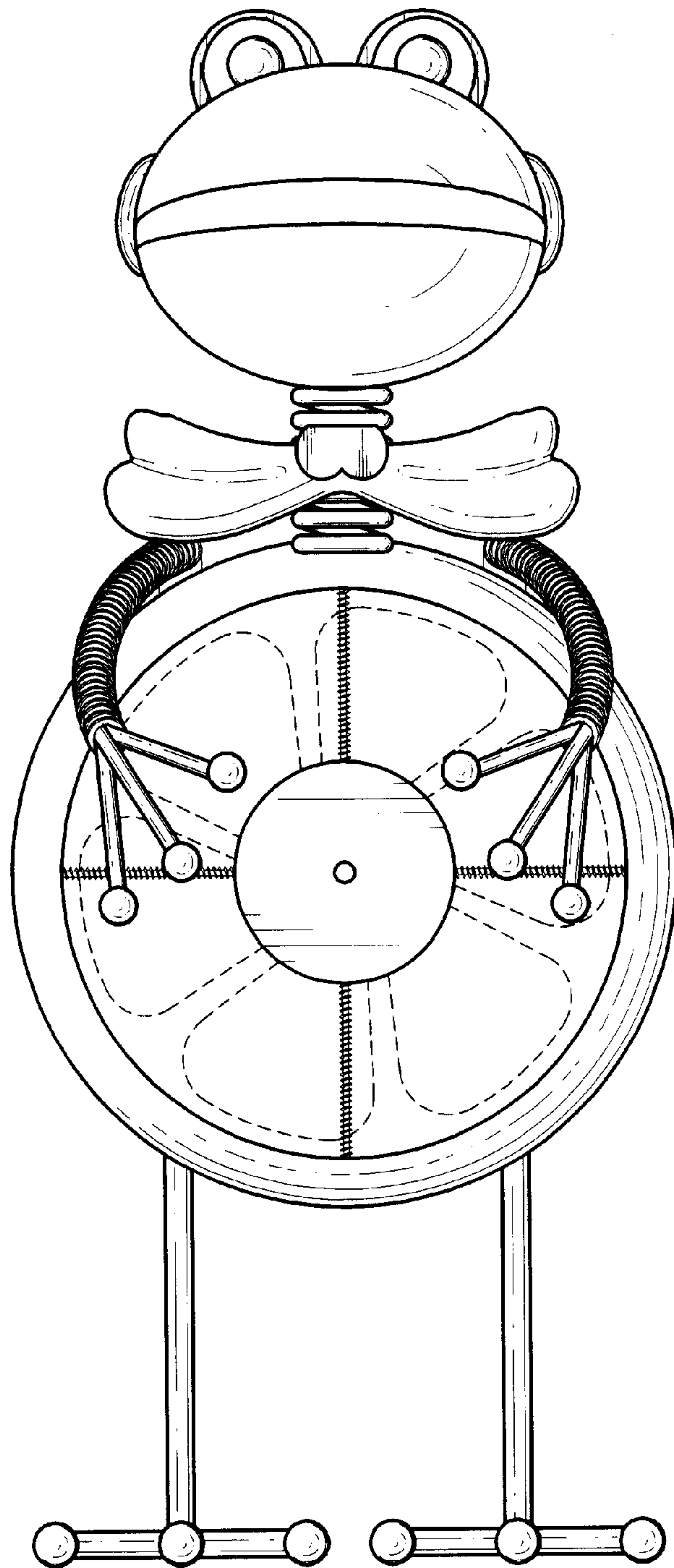


FIG. 1

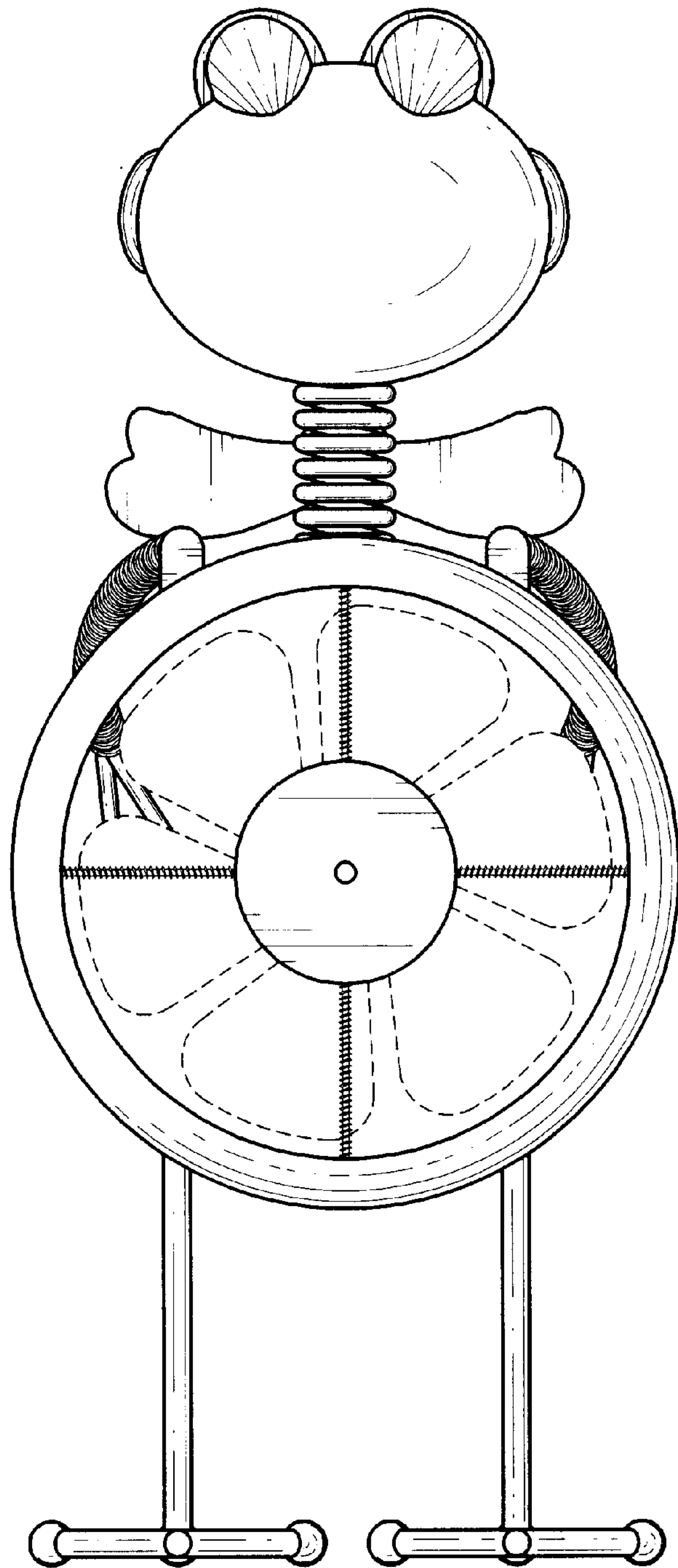


FIG. 2

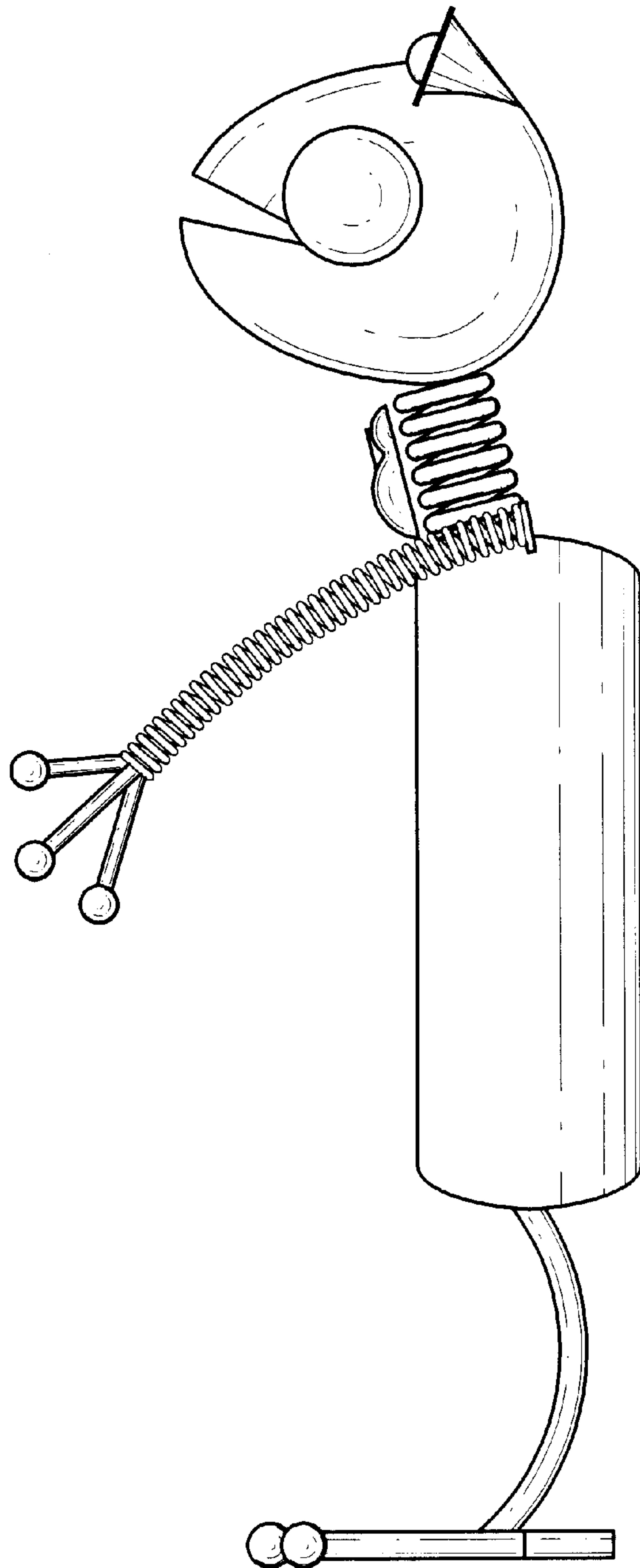


FIG. 3

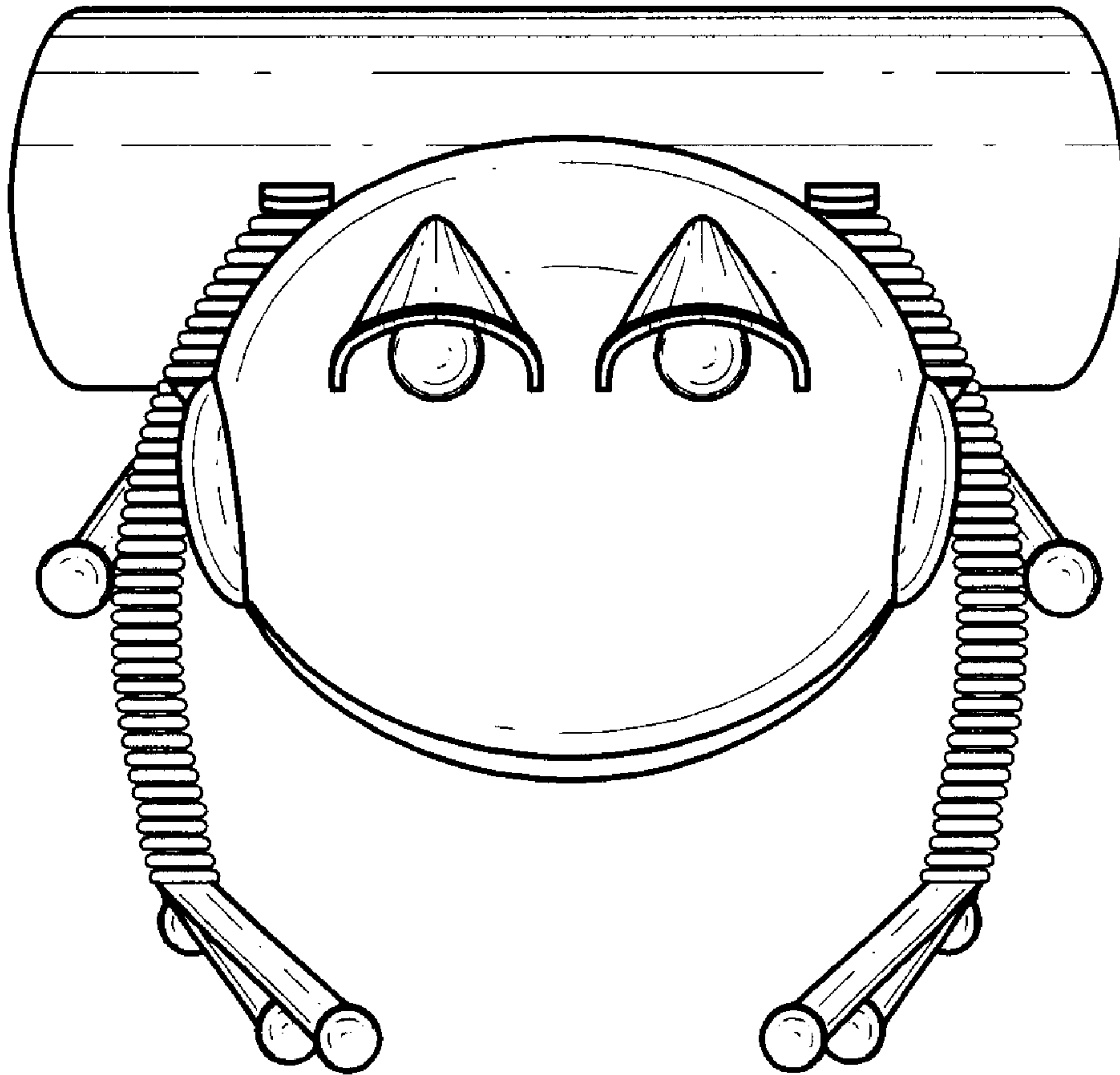


FIG. 4