



US00D531078S

(12) **United States Design Patent**
Chan

(10) **Patent No.:** **US D531,078 S**
(45) **Date of Patent:** **** Oct. 31, 2006**

(54) **ITEM OF JEWELRY FOR USE AS A
PENDANT, EARRING, RING, BROOCH,
BRACELET, HAIR PIN, CUFF LINK OR TIE
PIN**

D273,284 S * 4/1984 Szabo D11/45
D516,933 S * 3/2006 Armani D11/7

* cited by examiner

(75) Inventor: **Shui Lun Chan**, Wan Chai (HK)

Primary Examiner—Ralf Seifert

(73) Assignee: **Qilin Limited**, Wan Chai (HK)

(74) *Attorney, Agent, or Firm*—Christie, Parker & Hale,
LLP

(**) Term: **14 Years**

(21) Appl. No.: **29/237,789**

(22) Filed: **Sep. 6, 2005**

(30) **Foreign Application Priority Data**

Mar. 7, 2005 (HK) 0500447

(51) **LOC (8) Cl.** **11-01**

(52) **U.S. Cl.** **D11/79**

(58) **Field of Classification Search** D11/1-2,
D11/7, 40-44, 46-49, 53, 56-57, 59-61,
D11/63, 65, 79-83, 86-87, 89-90, 99, 91-92,
D11/101, 106, 114-116, 200-201; 63/1.11,
63/18-20; D3/207-211

See application file for complete search history.

(56) **References Cited**

U.S. PATENT DOCUMENTS

D171,667 S * 3/1954 Speed D11/79

(57) **CLAIM**

The ornamental design for design: an item of jewelry for use as a pendant, earring, ring, brooch, bracelet, hair pin, cuff link or tie pin, as shown and described.

DESCRIPTION

FIG. 1 is a left side perspective view of the item of jewelry;

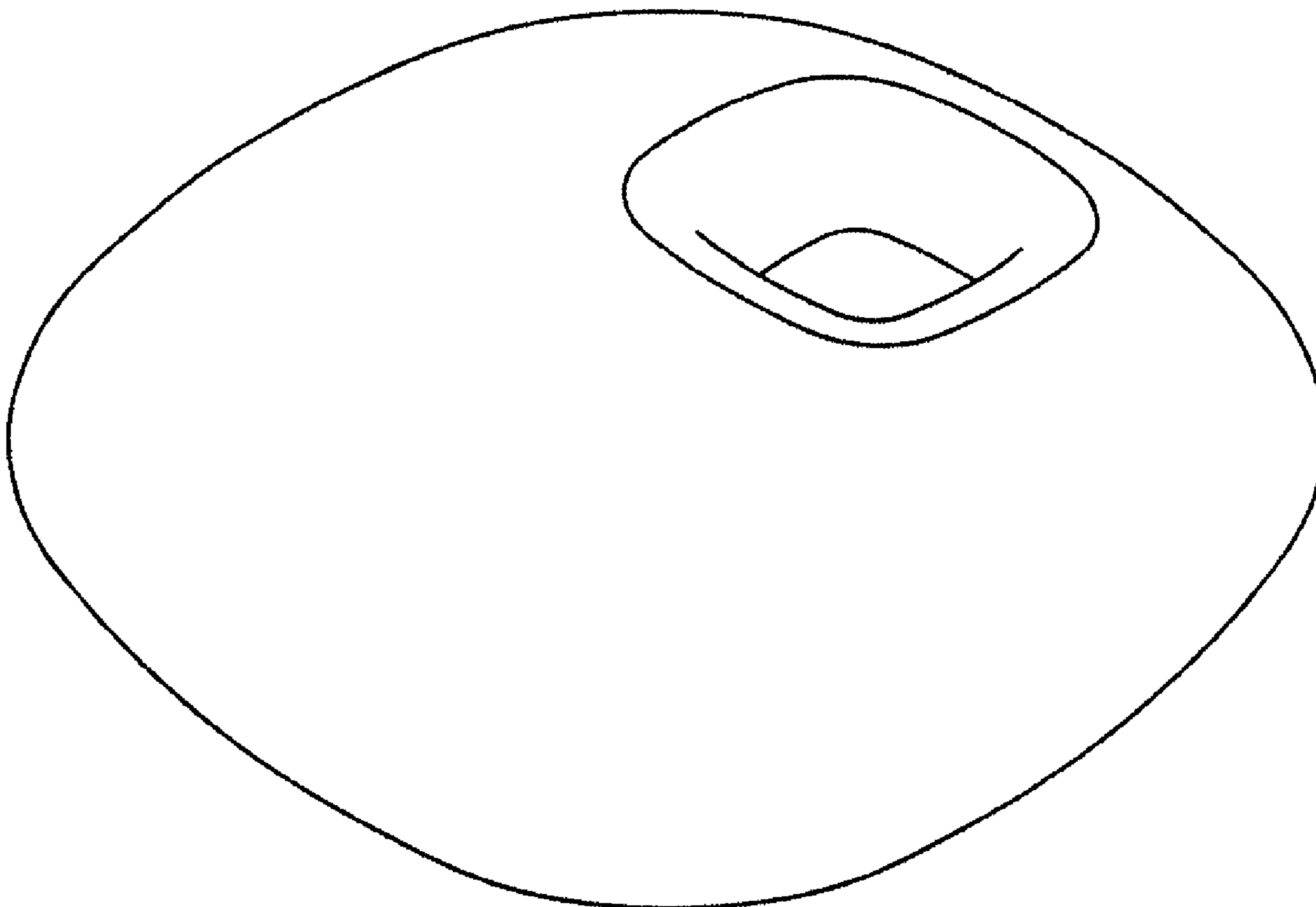
FIG. 2 is a front plan view thereof, the rear view being identical;

FIG. 3 is a left side view thereof, the right side view being identical;

FIG. 4 is a top view thereof; and,

FIG. 5 is a bottom view thereof.

1 Claim, 3 Drawing Sheets



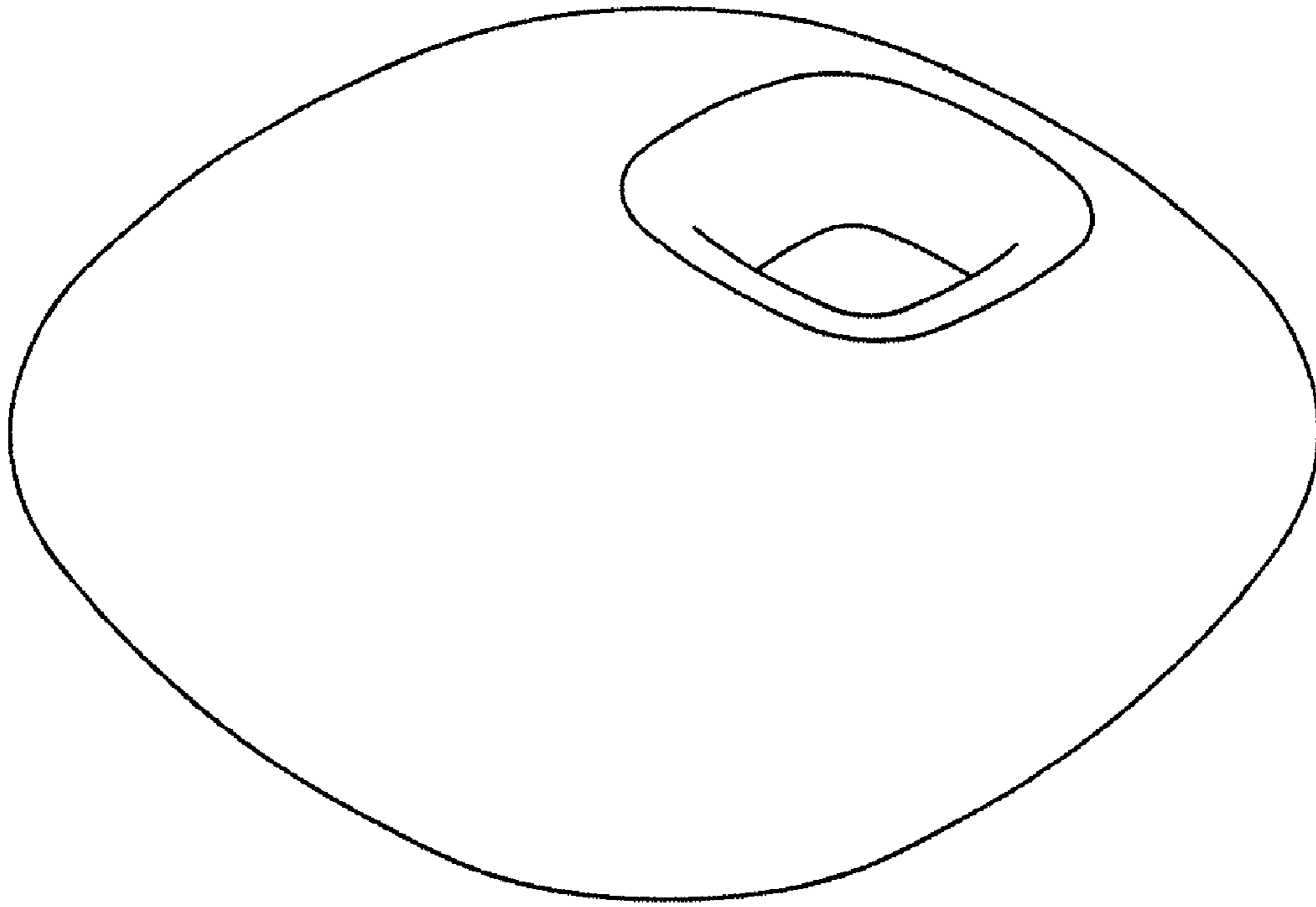


FIG. 1

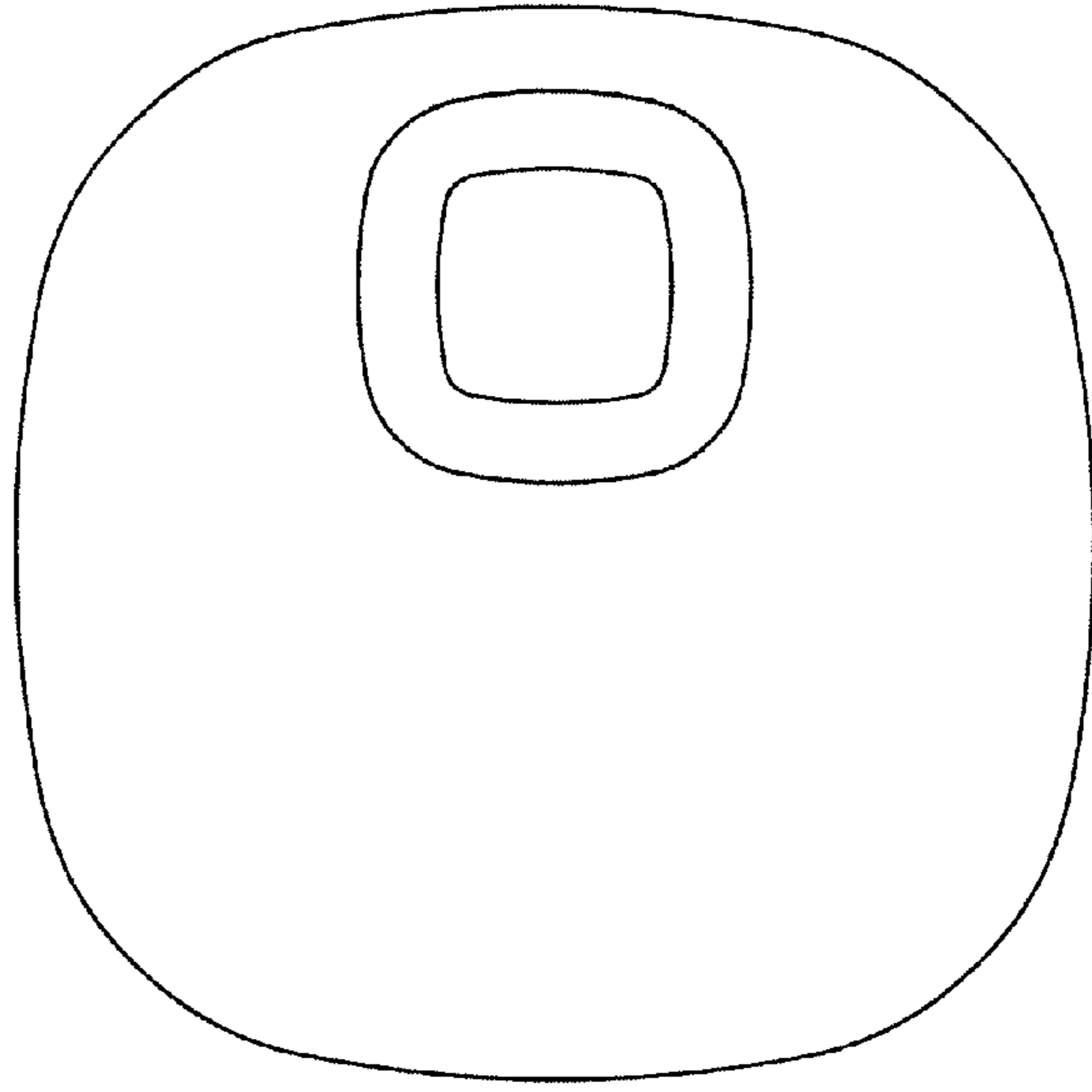


FIG. 2



FIG. 3



FIG. 4



FIG. 5