



US00D531077S

(12) **United States Design Patent**
Waldmann et al.

(10) **Patent No.:** **US D531,077 S**
(45) **Date of Patent:** **** Oct. 31, 2006**

(54) **RECONFIGURABLE RING SET**

6,484,536 B1 * 11/2002 Gould 63/15.1
D489,023 S * 4/2004 Steiner D11/38

(76) Inventors: **Josef S. Waldmann**, 11020 SE. 64th
St., Bellevue, WA (US) 98006; **Vaclav**
Dusek, 6210 Lake Washington Blvd.,
SE., Bellevue, WA (US) 98006

* cited by examiner

Primary Examiner—Ian Simmons
Assistant Examiner—Melanie Levy
(74) *Attorney, Agent, or Firm*—Ivan E. Rozek

(**) Term: **14 Years**

(57) **CLAIM**

(21) Appl. No.: **29/225,151**

The ornamental design for a reconfigurable ring set, substantially as shown and described.

(22) Filed: **Mar. 11, 2005**

DESCRIPTION

(51) **LOC (8) Cl.** **11-01**

FIG. 1 is a perspective view depicting a reconfigurable ring set;

(52) **U.S. Cl.** **D11/39**

FIG. 2 is a perspective view depicting a reconfigurable ring set;

(58) **Field of Classification Search** D11/26–39,
D11/89–92; 63/15, 15.1–15.4, 15.45, 15.5,
63/15.55, 15.6–15.7, 26–27
See application file for complete search history.

FIG. 3 is a top plan view of the reconfigurable ring set shown in FIG. 1, a bottom plan view is identical;

FIG. 4 is a left side elevational view of the reconfigurable ring set shown in FIG. 1, a right side elevational view is identical;

(56) **References Cited**

U.S. PATENT DOCUMENTS


4,226,094 A * 10/1980 Wolpoff 63/15.4
5,228,316 A * 7/1993 Meyrowitz 63/15.4
D434,688 S * 12/2000 Bulgari D11/26
D440,180 S * 4/2001 Giesen D11/26
D448,699 S * 10/2001 Pasquetti D11/26
D449,566 S * 10/2001 Kato D12/92

FIG. 5 is a cross-sectional view taken on line 5—5 view of the reconfigurable ring set shown in FIG. 1; and,

FIG. 6 is a perspective exploded view of the reconfigurable ring set shown in FIG. 1.

The broken lines in FIGS. 1 and 2 are for environmental purposes only and form no part of the claimed design.

1 Claim, 2 Drawing Sheets






FIG. 1




FIG. 2




FIG. 3

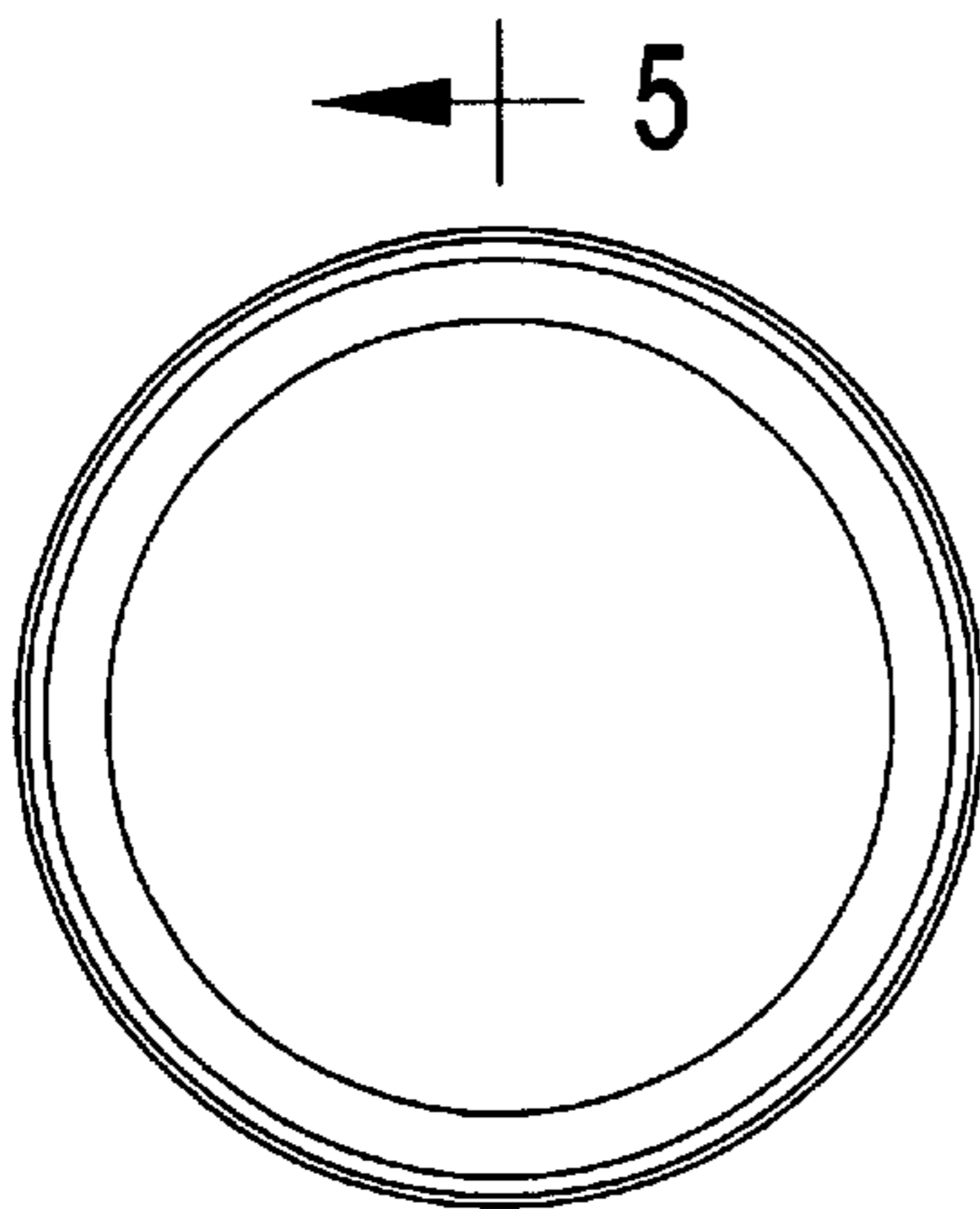


FIG. 4




FIG. 5

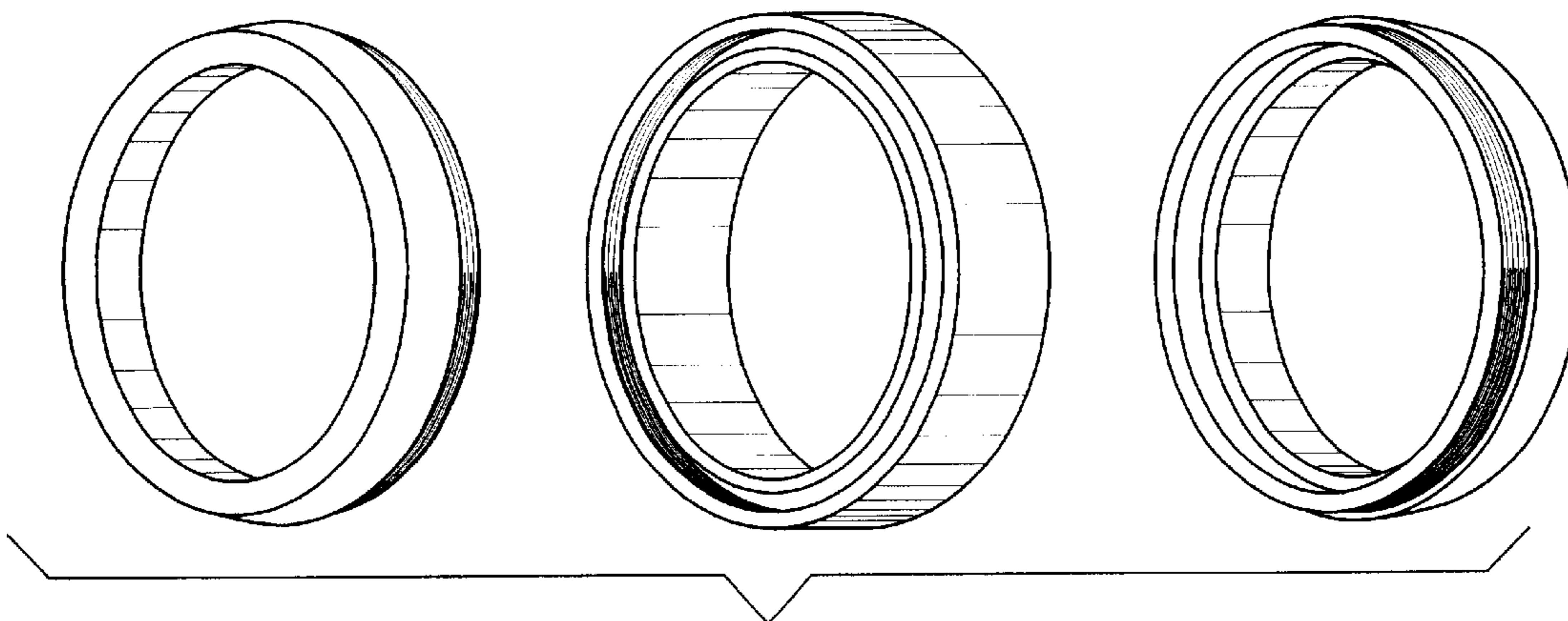


FIG. 6