



US00D531076S

(12) **United States Design Patent**
Mizutani

(10) **Patent No.:** **US D531,076 S**

(45) **Date of Patent:** **** Oct. 31, 2006**

(54) **RING**

(75) **Inventor:** **Tomoshige Mizutani**, Rancho Palos Verdes, CA (US)

(73) **Assignee:** **Toyo Tire (U.S.A.) Corporation**, Cypress, CA (US)

(**) **Term:** **14 Years**

(21) **Appl. No.:** **29/228,707**

(22) **Filed:** **Apr. 27, 2005**

(51) **LOC (8) Cl.** **11-01**

(52) **U.S. Cl.** **D11/34**

(58) **Field of Classification Search** D11/26-39,
D11/89-91; 63/15, 15.1-15.4, 15.45, 15.5,
63/15.55, 15.6-15.8, 26-28

See application file for complete search history.

(56) **References Cited**

U.S. PATENT DOCUMENTS

- D51,047 S * 7/1917 Ramsberger D11/30
- D80,935 S * 4/1930 Constabel D11/31
- D81,342 S * 6/1930 Klinke D11/31

- D179,007 S * 10/1956 Kaiser D11/31
- D264,059 S * 4/1982 Barr D11/34
- D300,126 S * 3/1989 Corbin et al. D11/30
- D355,146 S * 2/1995 Comuntzis D11/32
- D422,237 S * 4/2000 Goff D11/26

* cited by examiner

Primary Examiner—Ian Simmons

Assistant Examiner—Melanie Levy

(74) *Attorney, Agent, or Firm*—Sonnenschein Nath & Rosenthal LLP

(57) **CLAIM**

The ornamental design for a ring, as shown and described.

DESCRIPTION

FIG. 1 is a front elevational view of a ring of the present invention;

FIG. 2 is a rear elevational view thereof;

FIG. 3 is a bottom plan view thereof;

FIG. 4 is a top plan view thereof;

FIG. 5 is a right side elevational view thereof; and,

FIG. 6 is a left side elevational view thereof.

1 Claim, 6 Drawing Sheets





FIG. 1




FIG. 2

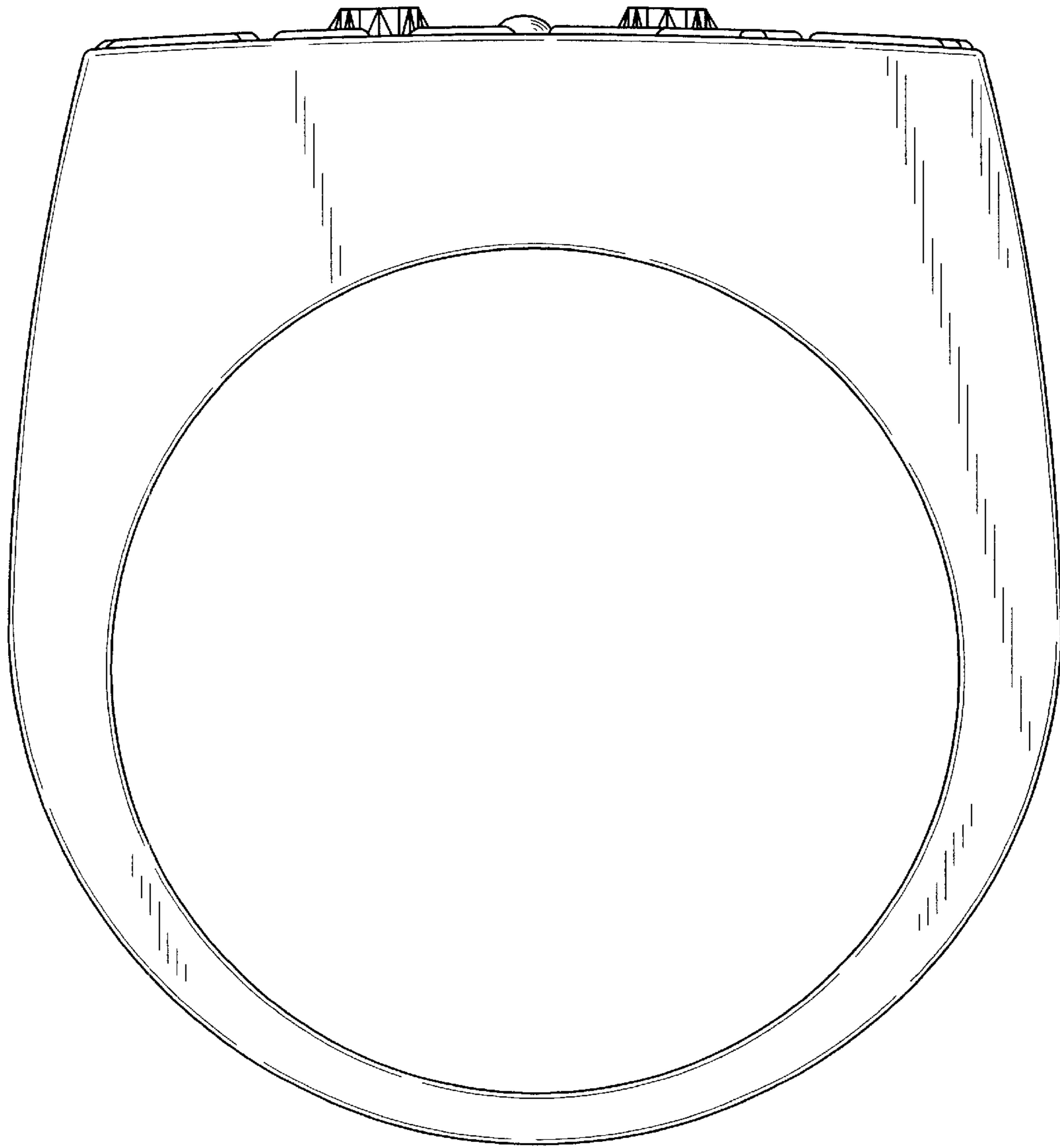


FIG. 3

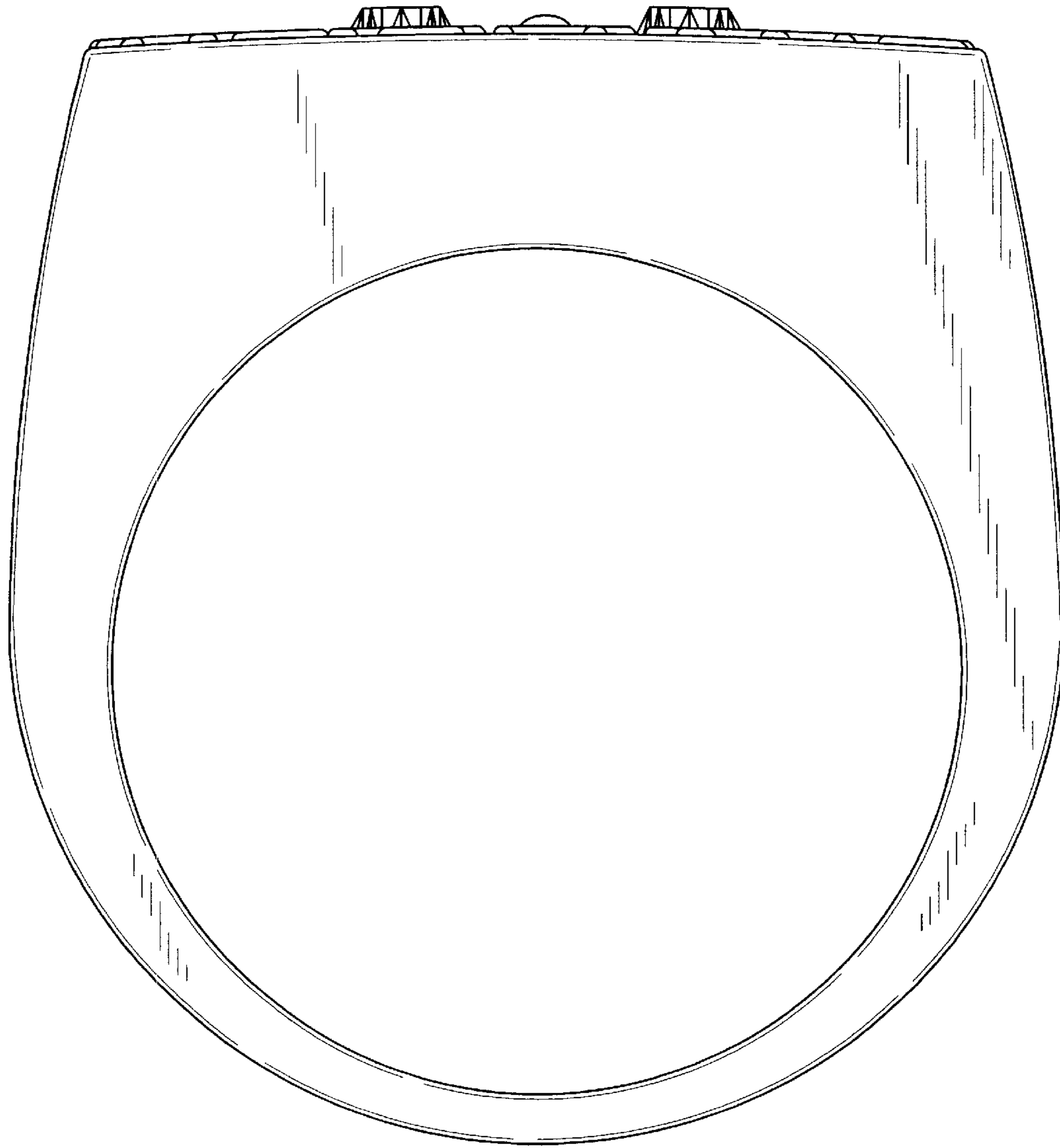


FIG. 4

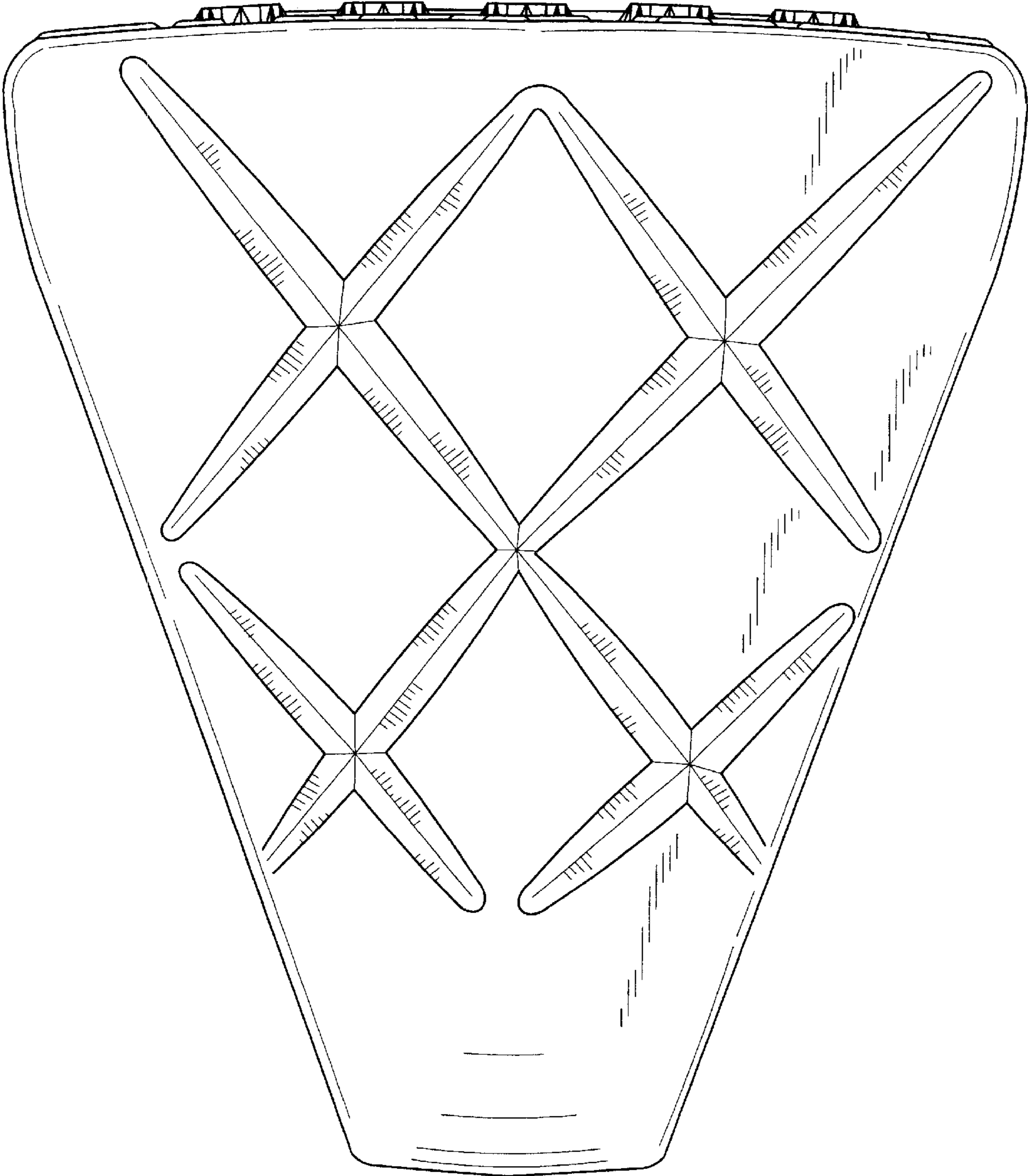


FIG. 5

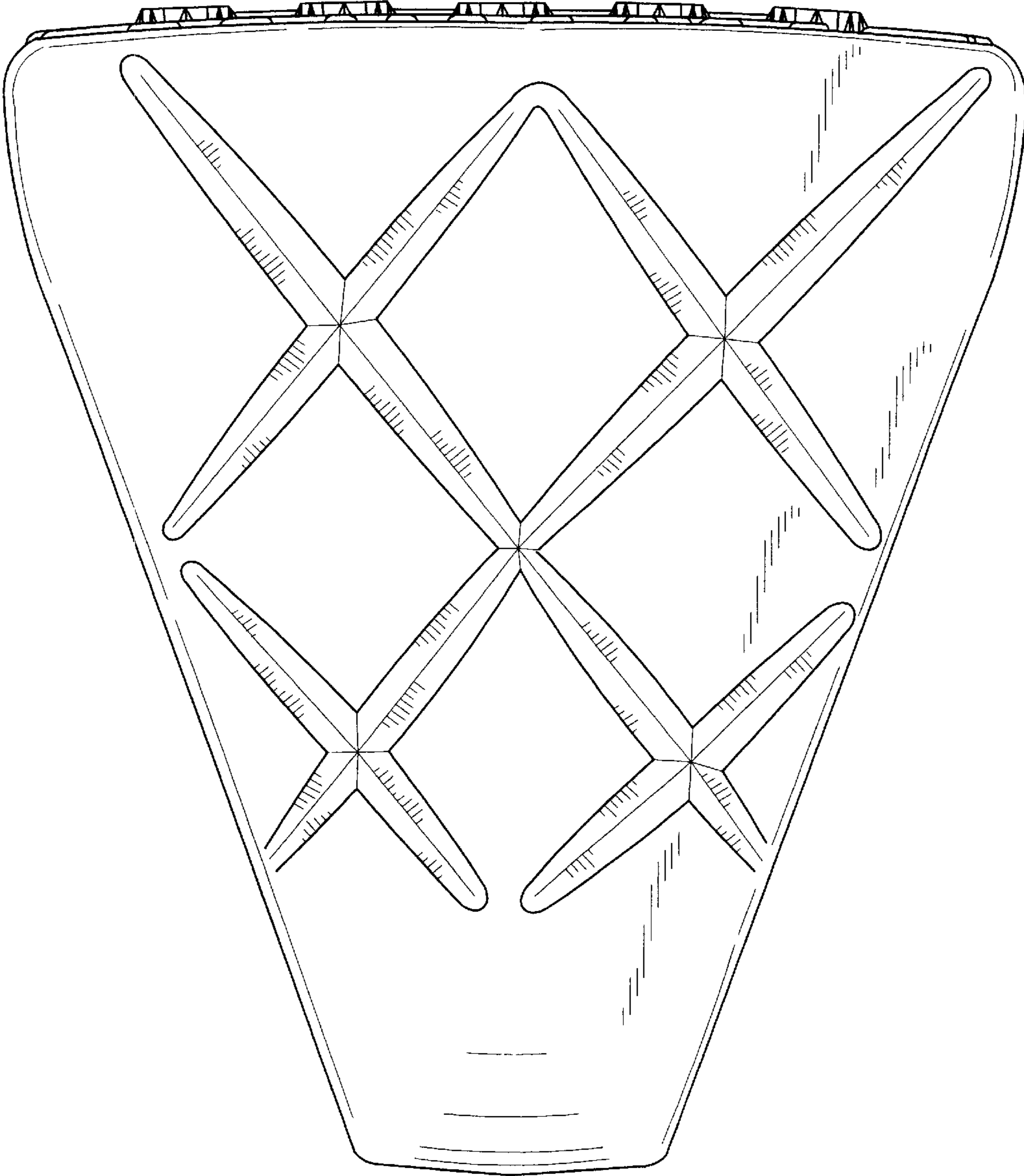


FIG. 6