



US00D531073S

(12) **United States Design Patent** (10) **Patent No.:** **US D531,073 S**  
**Verdura et al.** (45) **Date of Patent:** **\*\* Oct. 31, 2006**

(54) **RULER**

(75) Inventors: **Javier Verdura**, Milford, CT (US);  
**Erik J. Moses**, New Haven, CT (US);  
**Daniel P. Sterling**, Bridgeport, CT  
(US); **Jonathan A. Lee**, Hamden, CT  
(US); **Stuart David Farnworth**,  
Westport, CT (US)

(73) Assignee: **Acme United Corporation**, Fairfield,  
CT (US)

(\*\*) Term: **14 Years**

(21) Appl. No.: **29/253,704**

(22) Filed: **Feb. 10, 2006**

**Related U.S. Application Data**

(63) Continuation-in-part of application No. 29/213,439, filed on  
Sep. 17, 2004, now Pat. No. Des. 515,443.

(51) **LOC (8) Cl.** ..... **10-04**

(52) **U.S. Cl.** ..... **D10/71**

(58) **Field of Classification Search** ..... D10/64,  
D10/71; 33/483-495, 1 L, 366, 707

See application file for complete search history.

(56) **References Cited**

**U.S. PATENT DOCUMENTS**

6,098,301 A \* 8/2000 Kappahn ..... 33/492  
2004/0143983 A1 \* 7/2004 Amaru ..... 33/492

\* cited by examiner

*Primary Examiner*—Antoine D. Davis

(74) *Attorney, Agent, or Firm*—Alix, Yale & Ristas, LLP

(57) **CLAIM**

The ornamental design for ruler, as shown and described.

**DESCRIPTION**

FIG. 1 is a top plan view of the ruler showing our new design;

FIG. 2 is a bottom plan view thereof;

FIG. 3 is a rear edge elevation view thereof;

FIG. 4 is a front edge elevation view thereof;

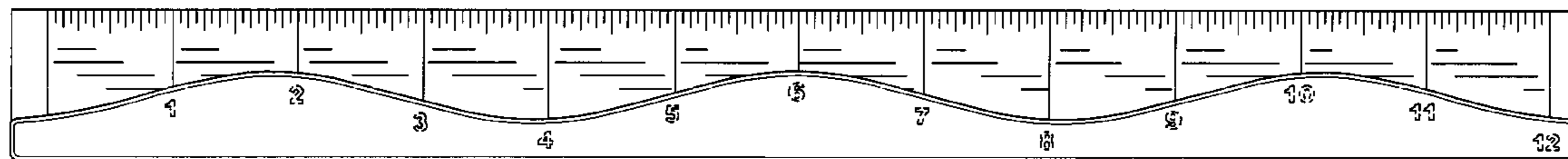
FIG. 5 is a right elevation view thereof;

FIG. 6 is a left side elevation view thereof; and,

FIG. 7 is a perspective view thereof.

No claim is made to the line indicia shown on the blade portion of FIGS. 1 and 7.

**1 Claim, 3 Drawing Sheets**



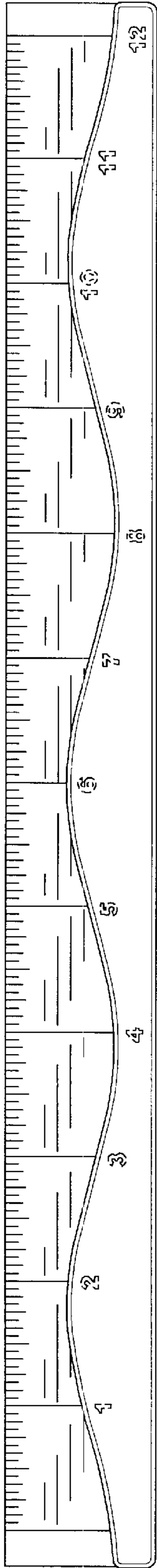


FIG. 1

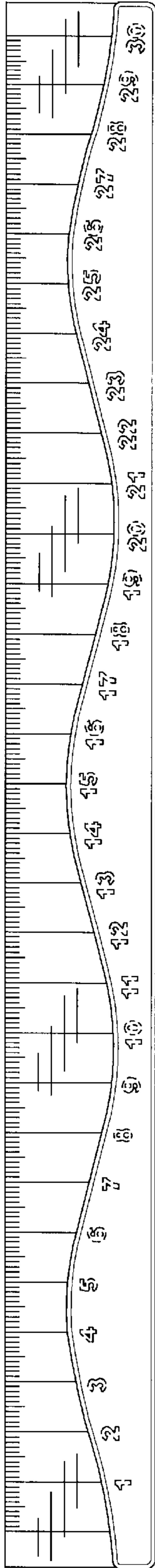


FIG. 2



FIG. 3



FIG. 4



FIG. 5

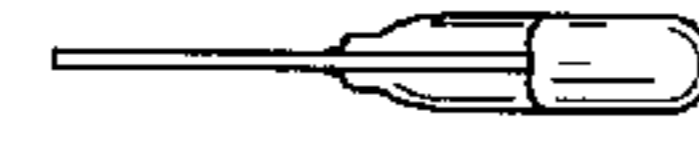


FIG. 6

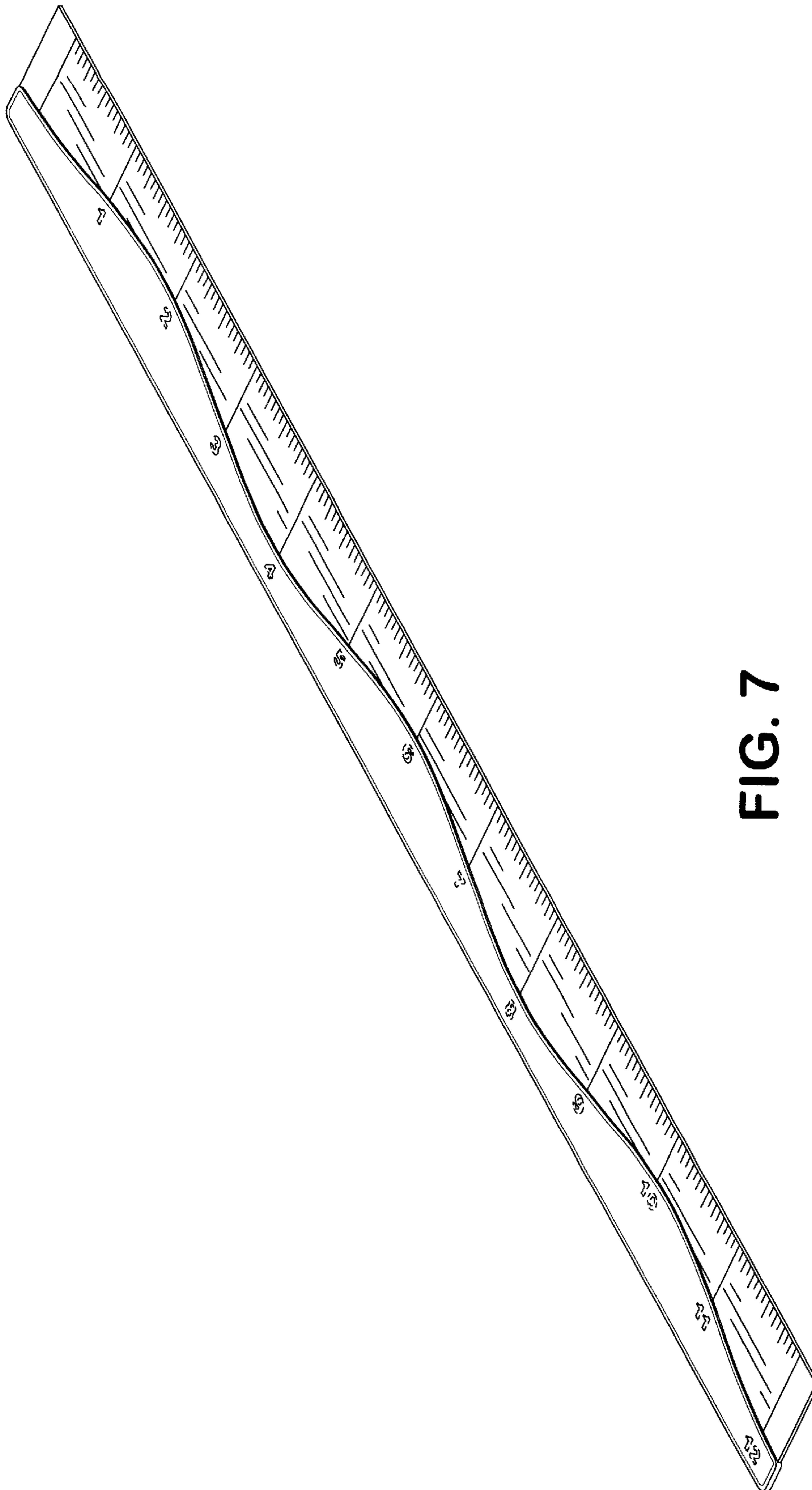


FIG. 7