



US00D531064S

(12) **United States Design Patent**
Senggen et al.

(10) **Patent No.:** **US D531,064 S**
(45) **Date of Patent:** **** Oct. 31, 2006**

(54) **WRISTWATCH**

D508,653 S * 8/2005 Roden D10/32

(75) Inventors: **J r mie Senggen**, Geneva (CH);
Jean-Marc Salemi, Geneva (CH)

FOREIGN PATENT DOCUMENTS

WO DM/050354 * 3/1999

(73) Assignee: **Aniel Roth et Genta Haute Horlogerie SA**, Meyrin (CH)

OTHER PUBLICATIONS

(**) Term: **14 Years**

Photograph of Daniel Roth Classical Automatic Medium watch.*

(21) Appl. No.: **29/239,548**

Wristwatches—A Connoisseur’s Guide, by Frank Edwards, Sopyrith 1997, Firefly Publishing, p. 129, Daniel Roth watches.*

(22) Filed: **Oct. 3, 2005**

Wristwatches History of a Century’s Development, by Kahlerlert, Muhe and Brunner, copyright 1986, Schiffer Publishing, Ltd., p. 293, Breguet watch with moon phase indication.*

(30) **Foreign Application Priority Data**

May 25, 2005 (CH) 131 763

* cited by examiner

(51) **LOC (8) Cl.** **10-02**

Primary Examiner—Lucy Lieberman

(52) **U.S. Cl.** **D10/32**

(74) *Attorney, Agent, or Firm*—Sughue Mion, PLLC

(58) **Field of Classification Search** D10/30–39,
D10/123–126; 368/276, 277, 281–283, 285,
368/10, 21, 28–30, 223, 228, 239–242, 232

See application file for complete search history.

(57) **CLAIM**

The ornamental design for a wristwatch, as shown.

(56) **References Cited**

DESCRIPTION

U.S. PATENT DOCUMENTS

FIG. 1 is a perspective view of the front and right side of a wristwatch showing our new design;

- 245,130 A * 8/1881 Burmann 368/18
- D53,110 S * 3/1919 Bliss D10/126
- D79,292 S * 8/1929 Gruen D10/125
- D361,281 S * 8/1995 Roth D10/32
- D392,902 S * 3/1998 Mouawad D10/30
- D437,791 S * 2/2001 Roden D10/32
- D458,853 S * 6/2002 Finazzi D10/39
- D460,002 S * 7/2002 Wunderman D10/32
- D470,422 S * 2/2003 Grotell D10/30
- D473,473 S * 4/2003 Wunderman D10/32
- D475,647 S * 6/2003 Grotell D10/123
- D493,111 S * 7/2004 Afshar D10/32

FIG. 2 is a perspective view of the rear and right side thereof;

FIG. 3 is a front elevational view thereof;

FIG. 4 is a rear elevational view thereof;

FIG. 5 is a right side elevational view thereof;

FIG. 6 is a left side elevational view thereof;

FIG. 7 is a top plan view thereof; and,

FIG. 8 is a bottom plan view thereof.

1 Claim, 2 Drawing Sheets



FIG. 1



FIG. 2



FIG. 3



FIG. 4




FIG. 5



FIG. 7



FIG. 6





FIG. 8



UNITED STATES PATENT AND TRADEMARK OFFICE
CERTIFICATE OF CORRECTION

PATENT NO. : Des. 531,064 S
APPLICATION NO. : 29/239548
DATED : October 31, 2006
INVENTOR(S) : Jeremie Senggen et al.

Page 1 of 1

It is certified that error appears in the above-identified patent and that said Letters Patent is hereby corrected as shown below:

On the title page item (73), should read --Daniel Roth et Gérald Genta Haute Horlogerie SA, Meyrin (CH)--

Signed and Sealed this

Twenty-fourth Day of April, 2007

A handwritten signature in black ink on a light gray dotted background. The signature reads "Jon W. Dudas" in a cursive style.

JON W. DUDAS

Director of the United States Patent and Trademark Office