



US00D531063S

(12) **United States Design Patent**  
**Reginelli**

(10) **Patent No.:** **US D531,063 S**  
(45) **Date of Patent:** **\*\* Oct. 31, 2006**

- (54) **WRISTWATCH**
- (75) Inventor: **Sandro Reginelli**, Geneva (CH)
- (73) Assignee: **Desco von Schulthess AG**, Zurich (CH)
- (\*\*) Term: **14 Years**
- (21) Appl. No.: **29/239,341**
- (22) Filed: **Sep. 29, 2005**
- (30) **Foreign Application Priority Data**  
Mar. 29, 2005 (CH) ..... 131586
- (51) **LOC (8) Cl.** ..... **10-02**
- (52) **U.S. Cl.** ..... **D10/32**
- (58) **Field of Classification Search** ..... D10/30-39,  
D10/123-126; 368/276, 277, 281-283, 285,  
368/10, 21, 28-30, 223, 228, 239-242, 232  
See application file for complete search history.

(56) **References Cited**

**U.S. PATENT DOCUMENTS**

- D250,693 S \* 1/1979 Perrin ..... D10/39
- D250,695 S \* 1/1979 Perrin ..... D10/39
- D309,864 S \* 8/1990 Woomer ..... D10/39
- D399,435 S \* 10/1998 Gogniat ..... D10/39
- D413,818 S \* 9/1999 Baumann ..... D10/32
- D454,310 S \* 3/2002 Dostourian ..... D10/30
- D454,802 S \* 3/2002 Hegi ..... D10/39
- D459,241 S \* 6/2002 Bodino ..... D10/32
- D496,290 S \* 9/2004 Plan ..... D10/32

- D505,085 S \* 5/2005 Lalo ..... D10/30
- D508,211 S \* 8/2005 Dreyfuss ..... D10/32

**FOREIGN PATENT DOCUMENTS**

WO DM/058699 \* 1/2002

**OTHER PUBLICATIONS**

Swiss Watch & Jewelry Journal, Feb. 1977, p. 222, wrist-watches.\*

Wristwatches—History of a Century’s Development, by Kahlert, Muhe and Brunner, copyright 1986, Schiffer Publishing, Rolex “Prince” watch.\*

\* cited by examiner

*Primary Examiner*—Lucy Lieberman

(74) *Attorney, Agent, or Firm*—Sughrue Mion, PLLC

(57) **CLAIM**

The ornamental design for a wristwatch, as shown and described.

**DESCRIPTION**

FIG. 1 is a perspective view of the front and right side of a wristwatch showing my new design;

FIG. 2 is a front elevational view thereof;

FIG. 3 is a rear elevational view thereof;

FIG. 4 is a right side elevational view thereof;

FIG. 5 is a left side elevational view thereof;

FIG. 6 is a top plan view thereof; and,

FIG. 7 is a bottom plan view thereof.

**1 Claim, 2 Drawing Sheets**

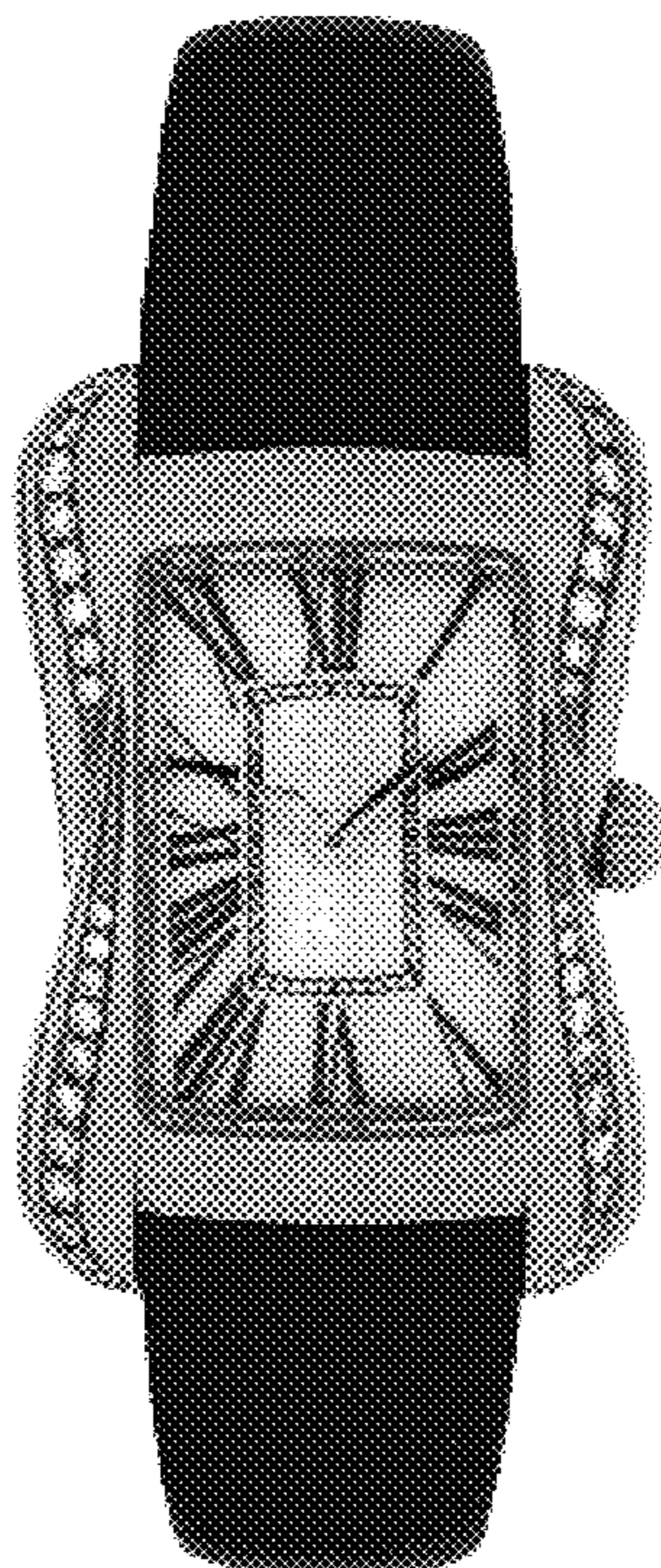




FIG. 1




FIG. 2




FIG. 3






FIG. 4



FIG. 6




FIG. 5



FIG. 7

