



US00D531044S

(12) **United States Design Patent** (10) **Patent No.:** **US D531,044 S**
Owens et al. (45) **Date of Patent:** **** *Oct. 31, 2006**

(54) **BOTTLE**
(75) Inventors: **Timothy Sadley Owens**, Loveland, OH (US); **Sheila Marie Kelly**, Cincinnati, OH (US); **Robert Maurice Lynch, IV**, Rogers, AR (US); **Jason Craig Campbell**, Chicago, IL (US); **Philip Edwin Hague**, Chicago, IL (US)
(73) Assignee: **The Procter & Gamble Company**, Cincinnati, OH (US)

D194,809 S 3/1963 Du Pree
3,443,710 A * 5/1969 Hills 215/385
D230,709 S 3/1974 Cooper
D236,586 S 9/1975 McDonald
D236,686 S * 9/1975 Atkins D9/724
D257,125 S * 9/1980 Smali D9/569
D276,791 S 12/1984 Field
D285,054 S 8/1986 Stones
D310,484 S 9/1990 Daucourt
D311,865 S 11/1990 Rohmeder
D327,012 S * 6/1992 Gavala et al. D9/568
D328,247 S 7/1992 Robineau
D366,620 S 1/1996 Kuzma et al.
D471,467 S 3/2003 Kokubo et al.
D497,314 S * 10/2004 Dea D9/573

(*) Notice: This patent is subject to a terminal disclaimer.
(**) Term: **14 Years**

* cited by examiner
Primary Examiner—Ian Simmons
Assistant Examiner—Dana Sipos
(74) *Attorney, Agent, or Firm*—Emelyn L. Hiland

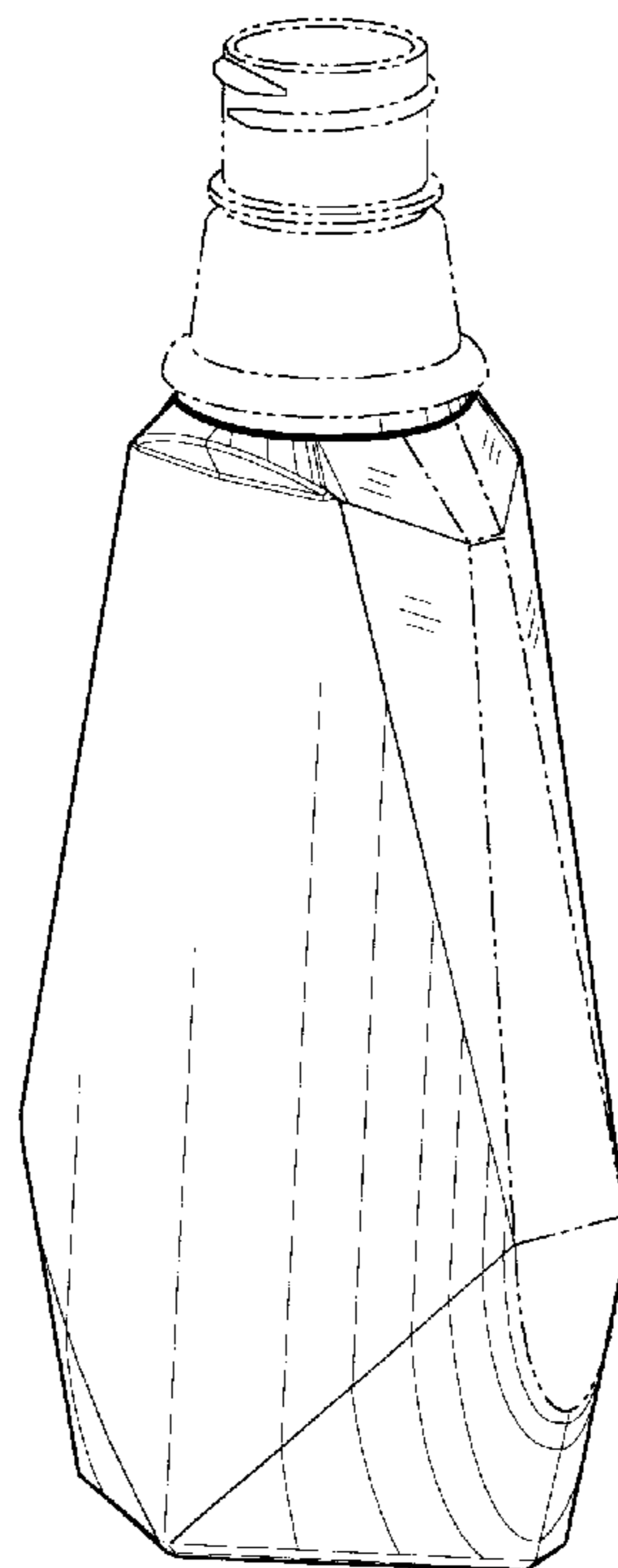
(21) Appl. No.: **29/219,708**
(22) Filed: **Dec. 21, 2004**
(51) **LOC (8) Cl.** **09-01**
(52) **U.S. Cl.** **D9/566; D9/571; D9/573**
(58) **Field of Classification Search** D9/516,
D9/543–545, 549, 553–554, 558, 566–568,
D9/572–575, 682, 685–687, 693–694; 215/379,
215/381–382, 384–386; 220/660, 662, 669,
220/675–676
See application file for complete search history.

(57) **CLAIM**
The ornamental design for a bottle, as shown and described.

(56) **References Cited**
U.S. PATENT DOCUMENTS
D43,507 S * 2/1913 Nelson D9/544
D62,683 S * 7/1923 Weeks D9/515
D175,447 S 8/1955 Tucker

DESCRIPTION
FIG. 1 is a front perspective view of a bottle incorporating our new design;
FIG. 2 is a front elevational view thereof, the rear elevational view being identical;
FIG. 3 is a side elevational view thereof, the opposing side elevational view being identical; and,
FIG. 4 is a top plan view thereof.
The broken lines shown in the drawings are for illustrative purposes only and form no part of the claimed design.

1 Claim, 2 Drawing Sheets



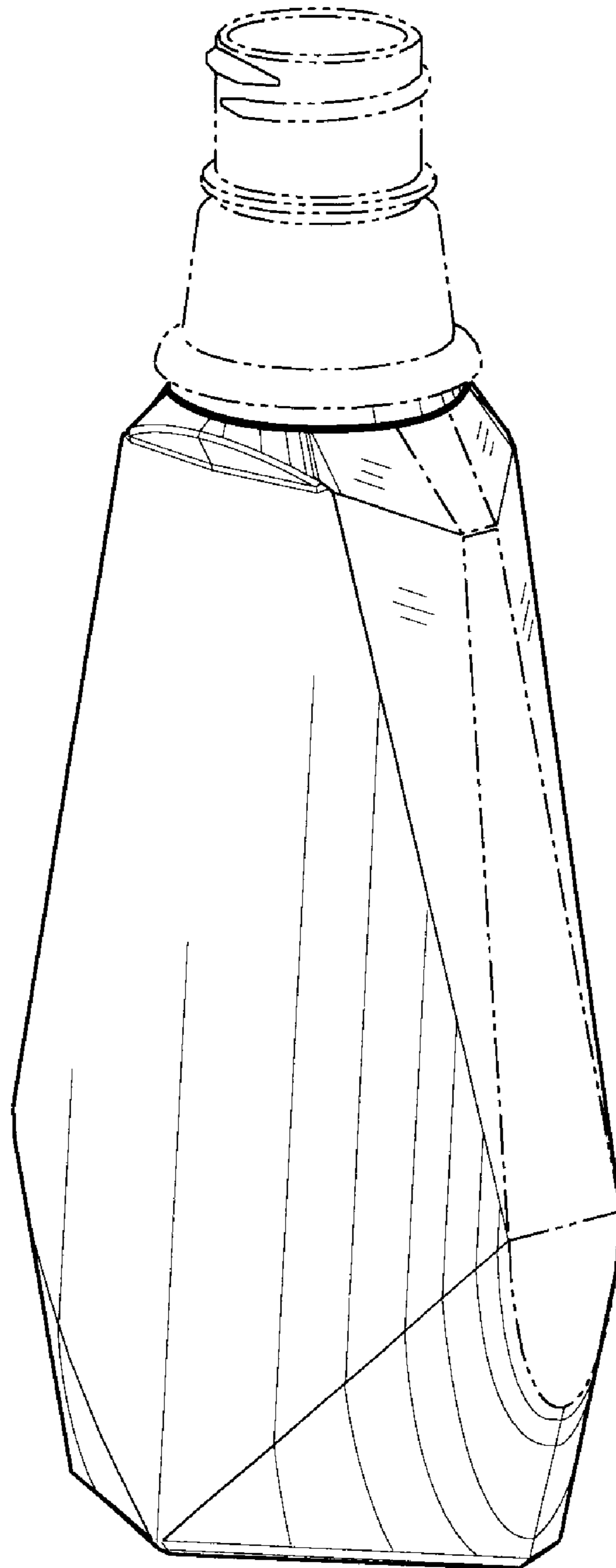


Fig. 1

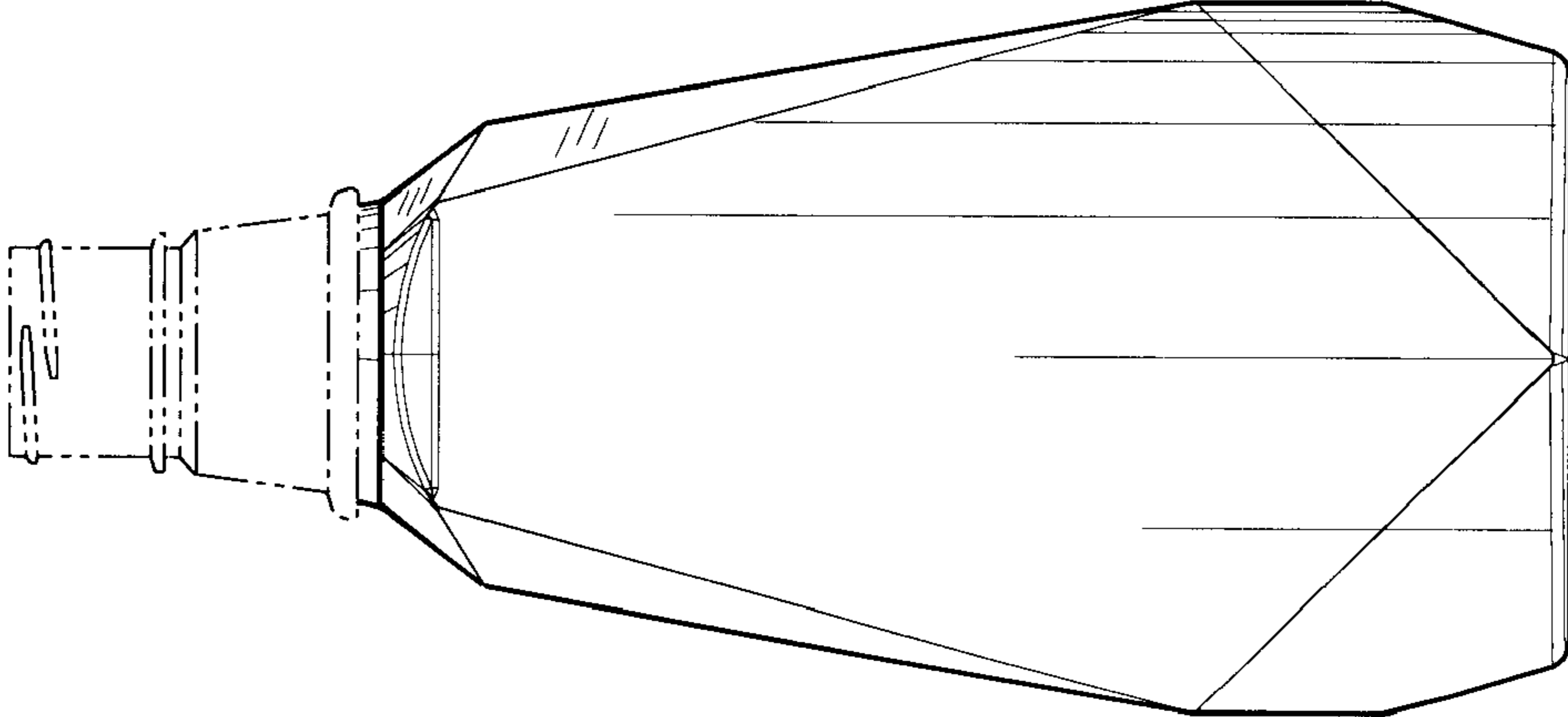


Fig. 2

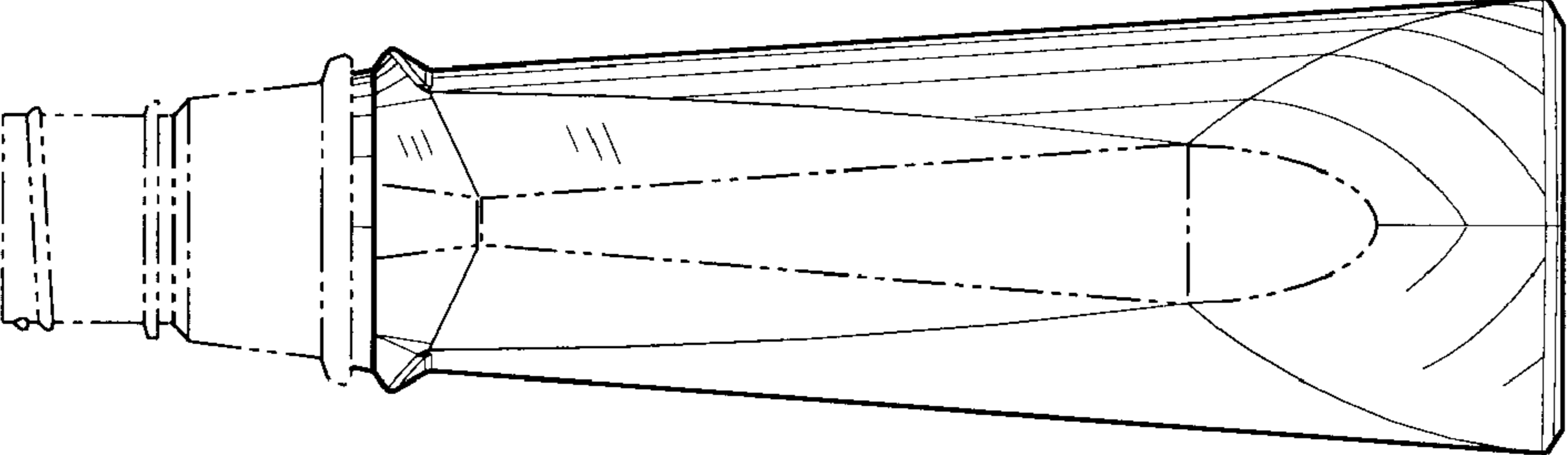


Fig. 3

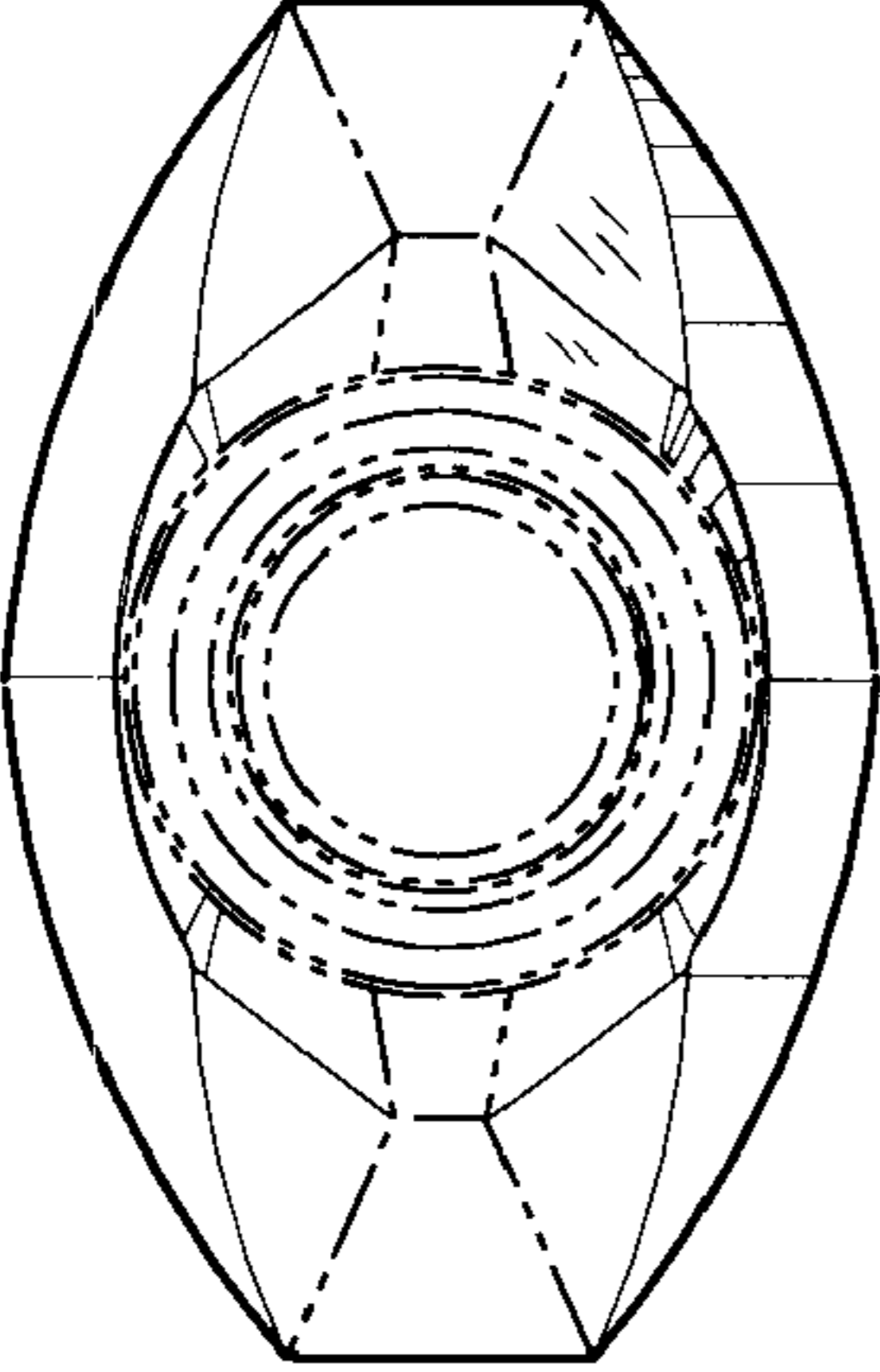


Fig. 4