



US00D531040S

(12) **United States Design Patent**  
**de Monclin**

(10) **Patent No.:** **US D531,040 S**

(45) **Date of Patent:** **\*\* Oct. 31, 2006**

(54) **COSMETICS BOTTLE**

(75) Inventor: **Henry de Monclin**, Paris (FR)

(73) Assignee: **Guess?, Inc.**, Los Angeles, CA (US)

(\*\*) Term: **14 Years**

(21) Appl. No.: **29/212,814**

(22) Filed: **Sep. 8, 2004**

(51) **LOC (8) Cl.** ..... **09-01**

(52) **U.S. Cl.** ..... **D9/529; D9/550; D9/551**

(58) **Field of Classification Search** ..... D9/640,  
D9/652, 667, 686-687, 690-694, 741-745,  
D9/516, 521-522, 529-530, 535, 537-539,  
D9/541-542, 544, 546, 549-550, 556, 558-560,  
D9/562-563, 569-575, 440, 445, 447, 452,  
D9/457; D23/366-369; 215/382-384, 396,  
215/398; 220/660, 669, 675; 222/210, 212-213  
See application file for complete search history.

(56) **References Cited**

**U.S. PATENT DOCUMENTS**

D206,947 S	*	2/1967	Doblin	.....	D9/661
3,342,379 A	*	9/1967	Foley	.....	22/173
D280,077 S	*	8/1985	Lemaire	.....	D9/522
D294,119 S	*	2/1988	Ryder	.....	D9/557
4,742,928 A	*	5/1988	Braun	.....	215/235
D304,549 S	*	11/1989	Desgrippes	.....	D9/529

D342,677 S	*	12/1993	Cazaudehore	.....	D9/529
D369,097 S	*	4/1996	Dinand	.....	D9/529
D392,561 S	*	3/1998	Markey et al.	.....	D9/521
D395,606 S	*	6/1998	Taconelli	.....	D9/574
D399,753 S	*	10/1998	Ramsey	.....	D9/540
D414,423 S	*	9/1999	Lerolle	.....	D9/529
D430,035 S	*	8/2000	Heeter et al.	.....	D9/529
D471,820 S	*	3/2003	Faillant-Dumas	.....	D9/529
D481,952 S	*	11/2003	Orsomando	.....	D9/529
D507,185 S	*	7/2005	Feen	.....	D9/550

\* cited by examiner

*Primary Examiner*—Carol Rademaker

(74) *Attorney, Agent, or Firm*—Christie, Parker & Hale, LLP


(57) **CLAIM**


The ornamental design for a cosmetics bottle, as shown and described.

**DESCRIPTION**


FIG. 1 is a front, top, and right side perspective view of a cosmetics bottle embodying my new design; FIG. 2 is a front elevational view thereof; FIG. 3 is a right side elevational view thereof; FIG. 4 is a left side elevational view thereof; FIG. 5 is a top plan view thereof; and, FIG. 6 is a bottom plan view thereof.

**1 Claim, 5 Drawing Sheets**

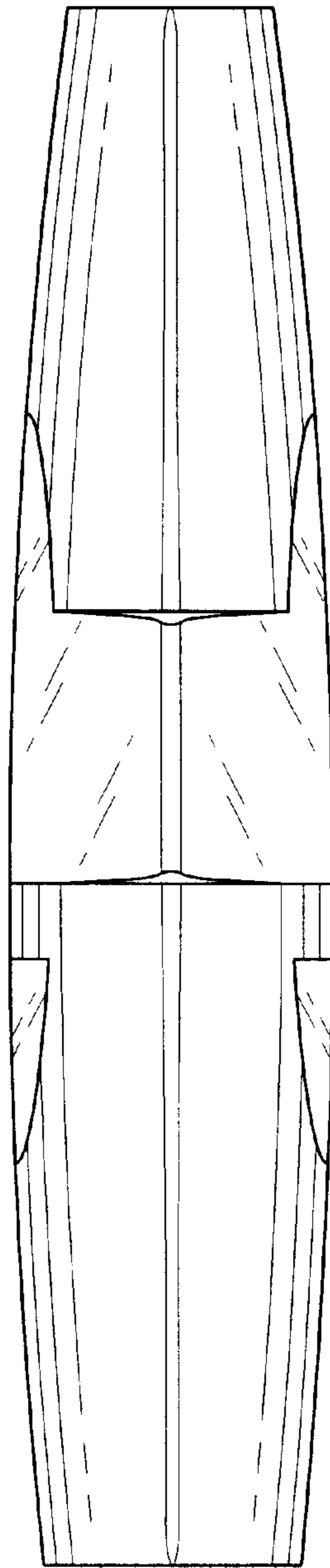




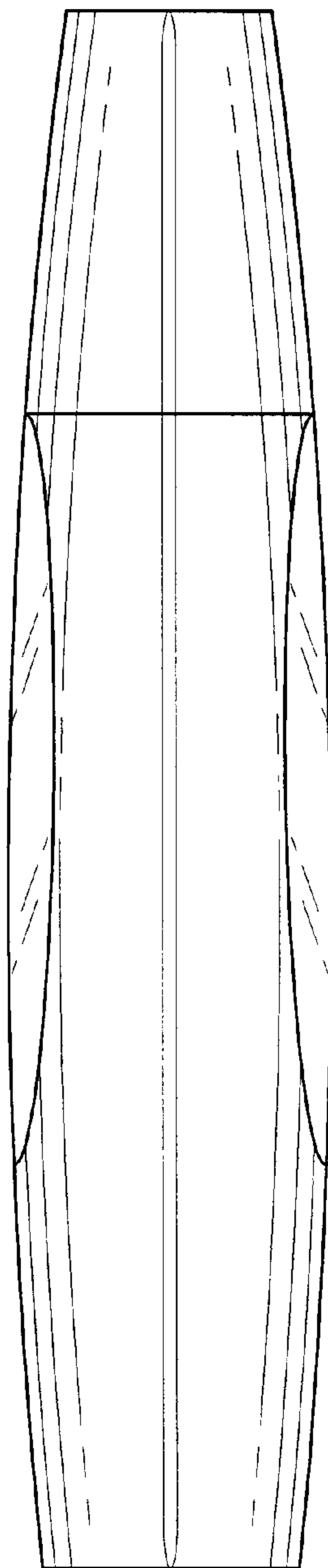
*FIG. 1*



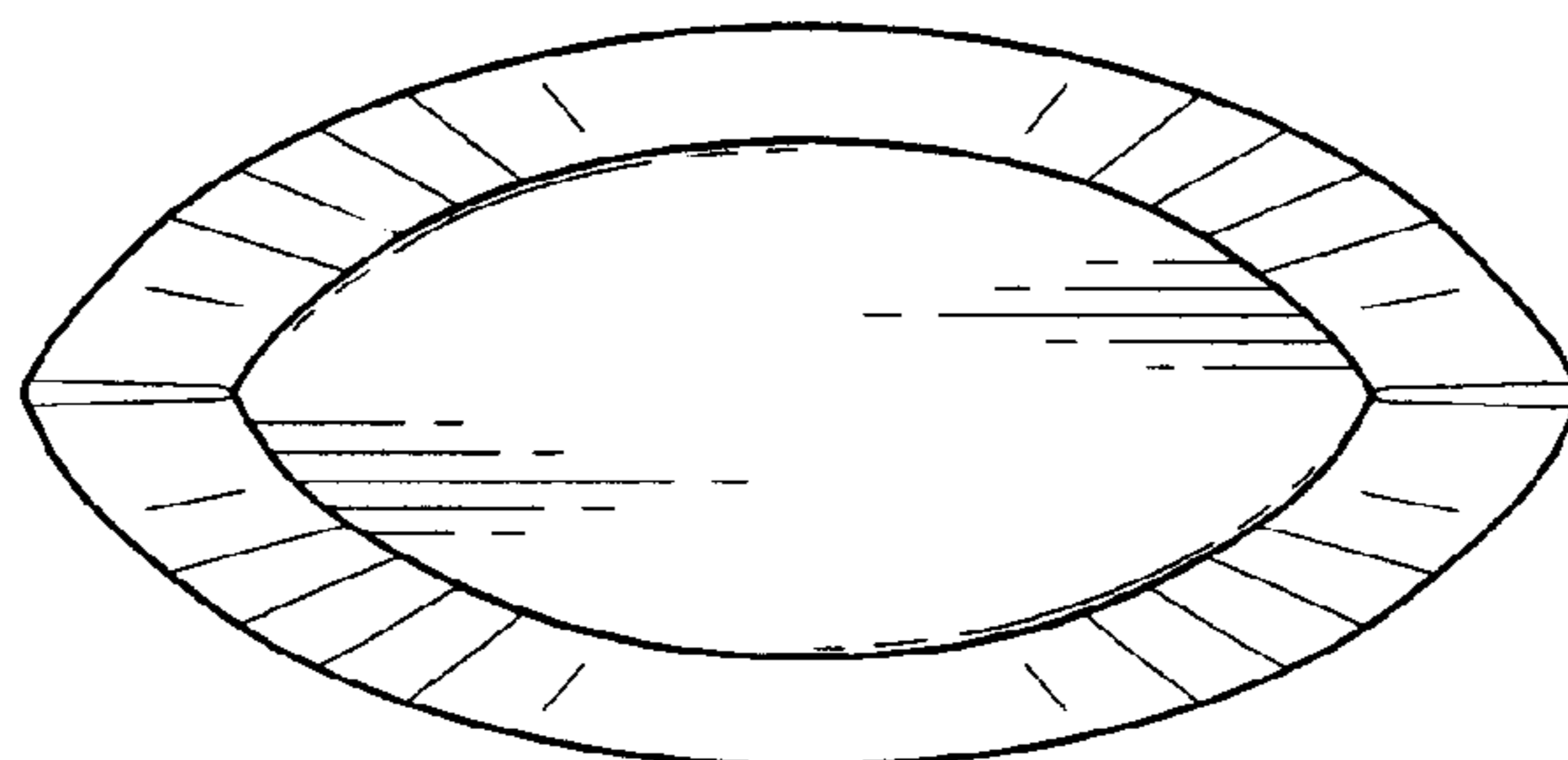
*FIG. 2*



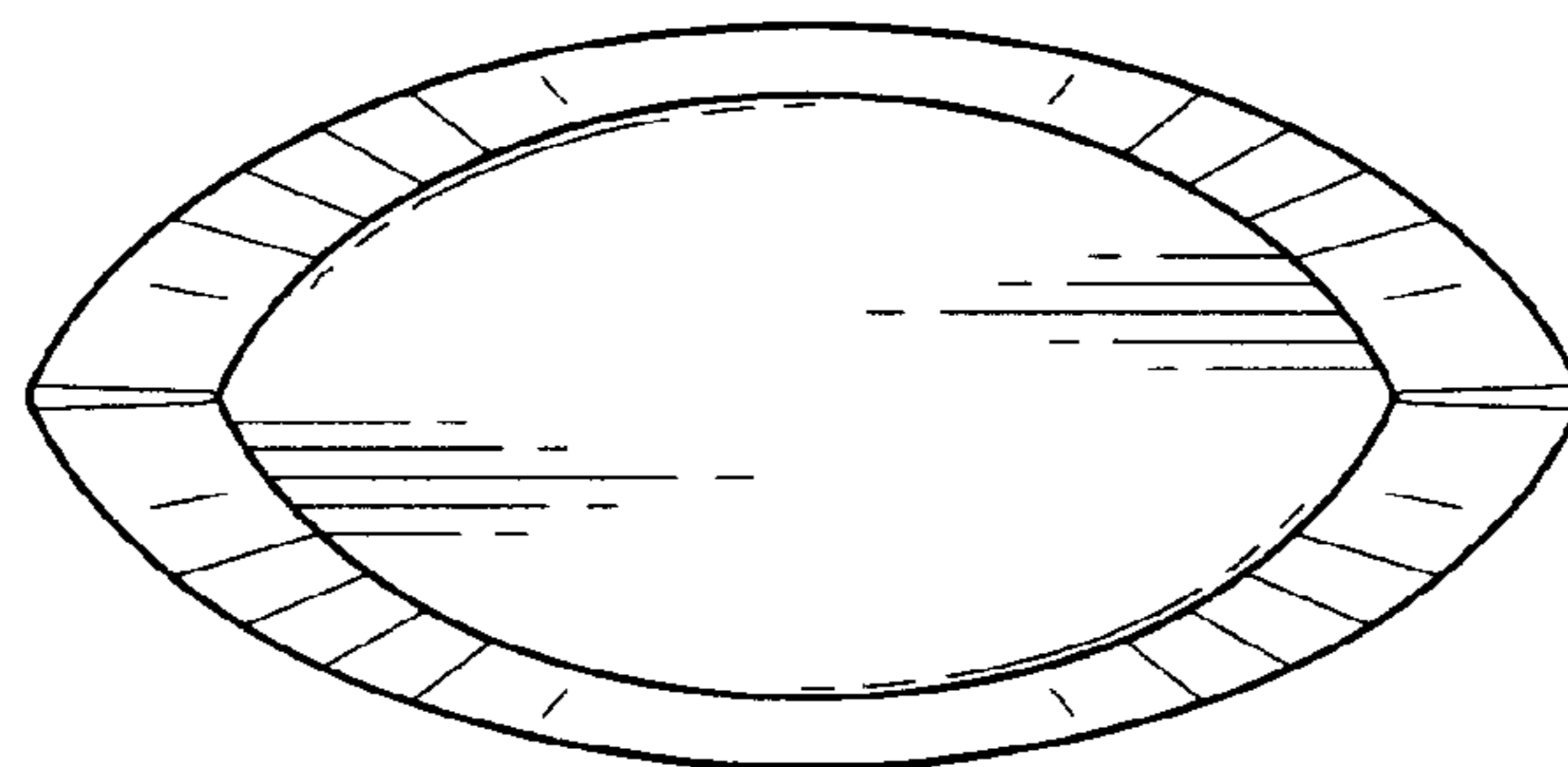
*FIG. 3*



*FIG. 4*



*FIG. 5*



*FIG. 6*