

(12) **United States Design Patent** (10) **Patent No.:** **US D531,032 S**  
**Zaidman et al.** (45) **Date of Patent:** **\*\* Oct. 31, 2006**

(54) **DISPENSER COVER**

(75) Inventors: **Uri Zaidman**, Kadima (IL); **Merav Berkovich**, Modi'in (IL)

(73) Assignee: **Albaad Massuot Yitzhak Ltd.**,  
Massout Yitzhak (IL)

(\*\*) Term: **14 Years**

(21) Appl. No.: **29/242,230**

(22) Filed: **Nov. 8, 2005**

(51) **LOC (8) Cl.** ..... **09-07**

(52) **U.S. Cl.** ..... **D9/449**

(58) **Field of Classification Search** ..... D9/734,  
D9/454, 453, 447, 443, 440, 435, 449, 420;  
D7/392.1; D6/515-518; 222/575; 221/282,  
221/26; 206/824, 812, 389, 233, 225  
See application file for complete search history.

(56) **References Cited**

**U.S. PATENT DOCUMENTS**

3,421,654	A	1/1969	Hexel	
D274,030	S	5/1984	Daenen et al.	
D301,549	S	* 6/1989	Foster	D9/435
D307,555	S	5/1990	Haenni et al.	
5,516,001	A	5/1996	Muckenfuhs et al.	
D382,769	S	8/1997	Jeppesen et al.	
5,704,471	A	1/1998	Yamada	
5,729,955	A	3/1998	Yamada	
D414,637	S	* 10/1999	Amundson et al.	D9/734
D443,451	S	* 6/2001	Buck et al.	D6/518
D450,960	S	11/2001	Boyea et al.	
D456,713	S	5/2002	Bried et al.	
6,394,298	B1	* 5/2002	Zaidman	220/259.1
6,409,044	B1	6/2002	Brown et al.	

D467,398	S	* 12/2002	Kohn	D9/449
D473,740	S	4/2003	Ruhotas et al.	
D485,461	S	1/2004	Sams et al.	
6,729,498	B1	* 5/2004	Yelton et al.	221/63
D494,469	S	8/2004	Solowiejko	
D495,545	S	9/2004	Niehues	
D495,910	S	* 9/2004	Zaidman	D6/518
D498,623	S	11/2004	Sams et al.	
6,889,866	B1	5/2005	Gilliam et al.	

\* cited by examiner

*Primary Examiner*—Robert M. Spear

*Assistant Examiner*—Susan Bennett Hattan

(74) *Attorney, Agent, or Firm*—Nath & Associates PLLC;  
Gregory B. Kang; Derek Richmond

(57) **CLAIM**

What is claimed is an ornamental design for a dispenser cover, as shown and described.

**DESCRIPTION**

FIG. 1 is a perspective view of my new design for a dispenser cover in the closed position;

FIG. 2 is a top view of the cover seen in FIG. 1, in the closed position;

FIG. 3 is a left side view of the cover seen in FIG. 1, in the closed position;

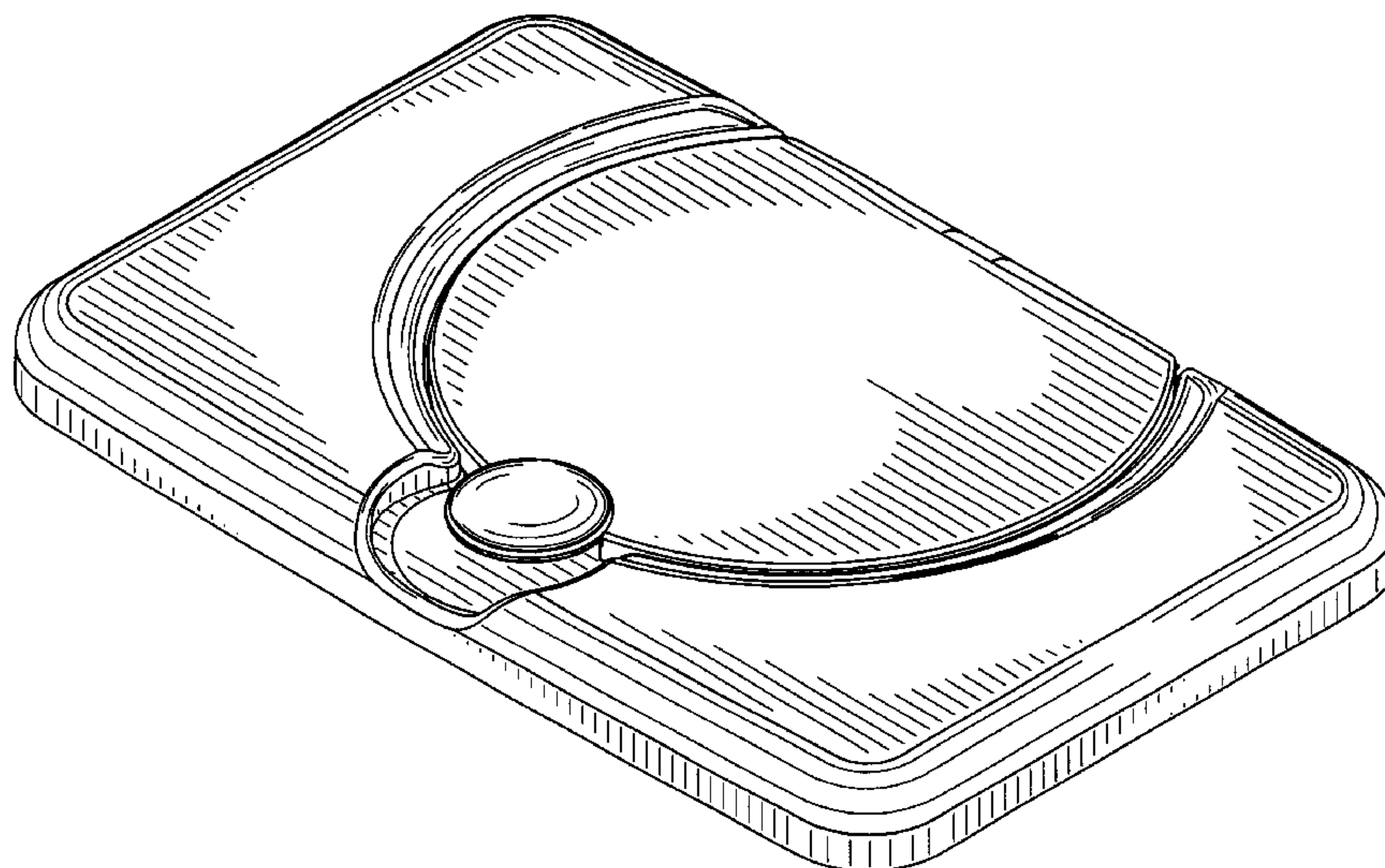
FIG. 4 is a right side view of the cover seen in FIG. 1, in the closed position;

FIG. 5 is a front view of the cover seen in FIG. 1, in the closed position;

FIG. 6 is a rear view of the cover seen in FIG. 1, in the closed position; and,

FIG. 7 is a perspective view of the cover seen in FIG. 1, in an open position.

**1 Claim, 5 Drawing Sheets**



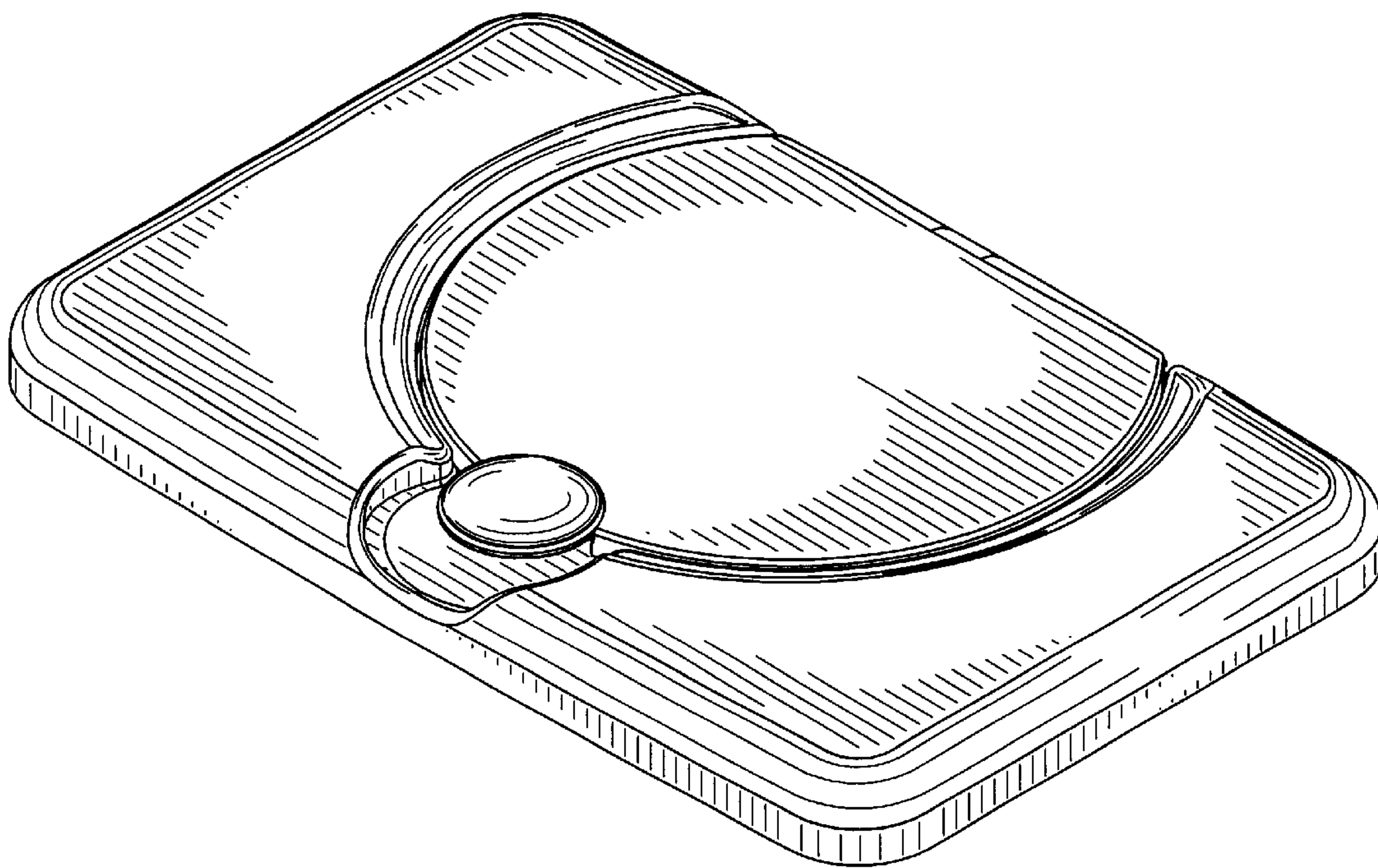


FIG.1

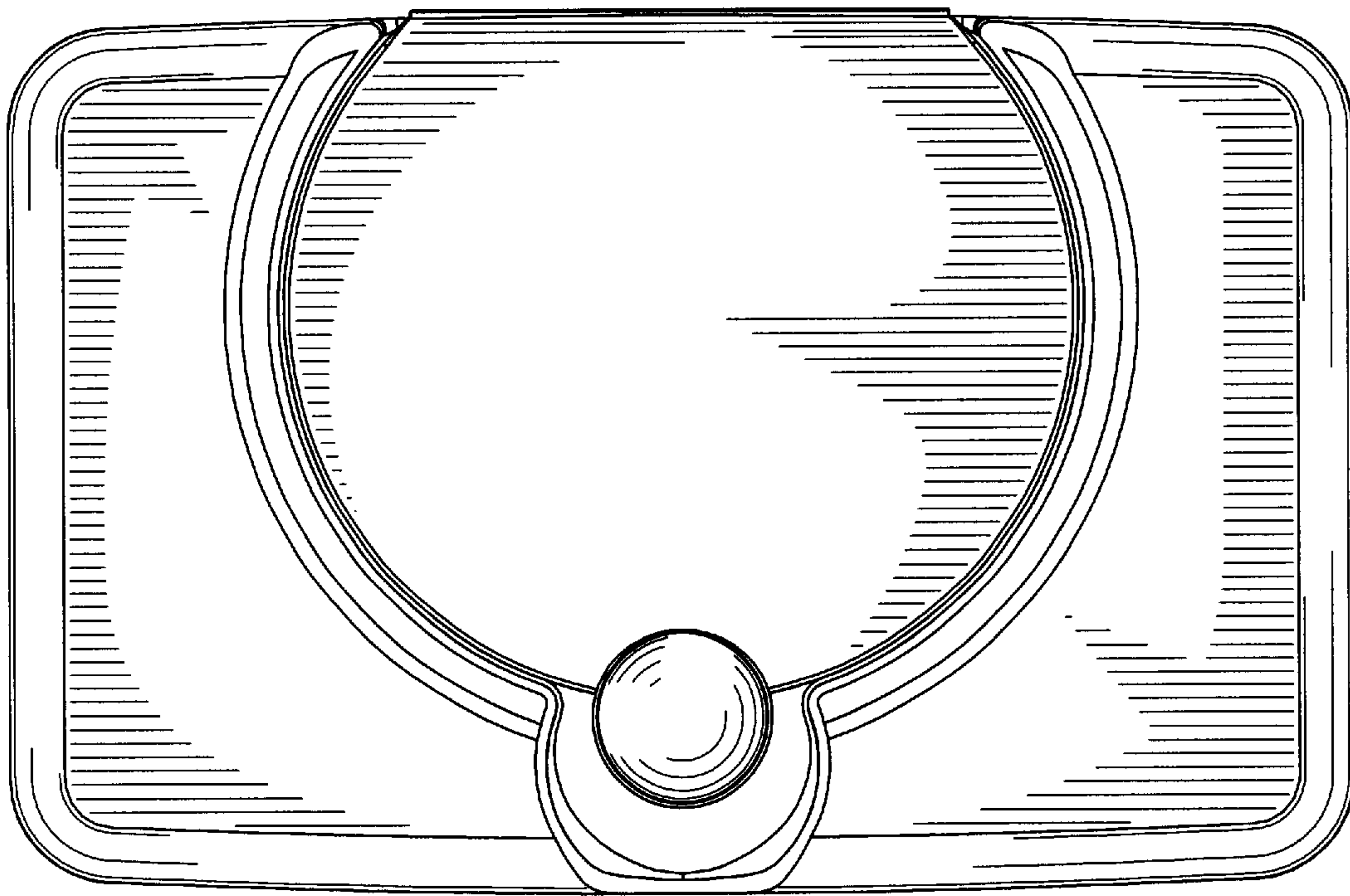


FIG.2




FIG.3




FIG.4




FIG. 5




FIG. 6



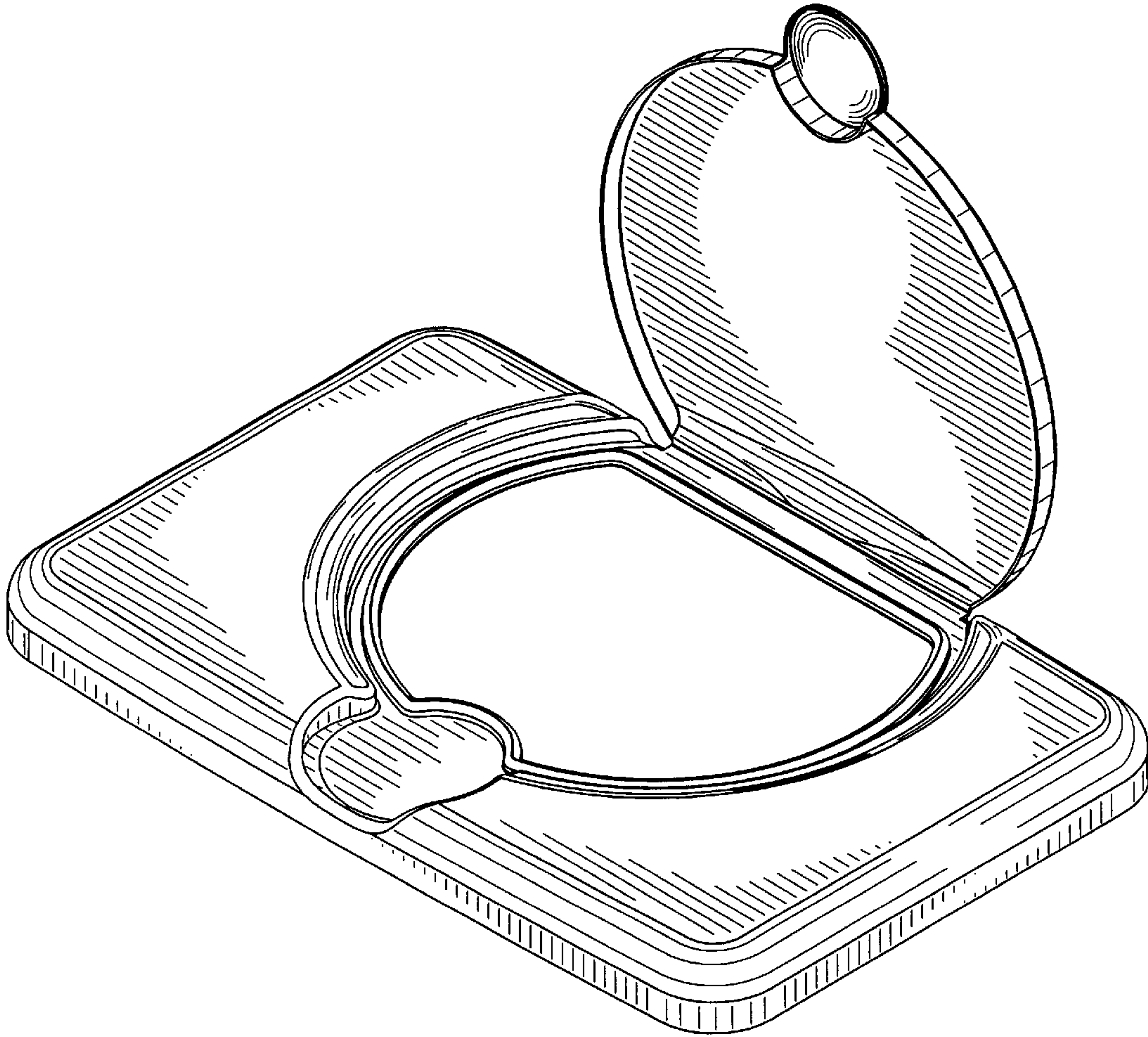


FIG.7