



US00D531022S

(12) **United States Design Patent** (10) **Patent No.:** **US D531,022 S**
Au (45) **Date of Patent:** **** *Oct. 31, 2006**

(54) **HAND-HELD DISPLAY BOX**

(75) Inventor: **Kinsen Ka Fai Au**, Tuen Mun (HK)

(73) Assignee: **Nationalpak Limited**, Tuen Mun (HK)

(*) Notice: This patent is subject to a terminal disclaimer.

(**) Term: **14 Years**

(21) Appl. No.: **29/216,712**

(22) Filed: **Nov. 8, 2004**

(51) **LOC (8) Cl.** **09-03**

(52) **U.S. Cl.** **D9/420; D9/426; D9/428; D3/903**

(58) **Field of Classification Search** D3/201, D3/203.1-203.2, 271.1, 273, 276, 282, 294; D9/414, 420, 422, 426, 428-429; 206/6.1, 206/301, 457, 566, 823; 220/4.22, 4.24-4.26
See application file for complete search history.

(56) **References Cited**

U.S. PATENT DOCUMENTS

D257,790 S	*	1/1981	Kesling	D24/227
D323,554 S	*	1/1992	Hoyt et al.	D23/369
D375,350 S	*	11/1996	Patel et al.	D23/366
D405,263 S	*	2/1999	Au	D3/294
D449,164 S	*	10/2001	Rosen	D3/282
D460,255 S	*	7/2002	Hillman	D3/218
6,513,672 B1	*	2/2003	Ovadia	220/495.01
D474,599 S	*	5/2003	Shamoon	D3/282
D509,958 S	*	9/2005	Singh	D3/282
D510,022 S	*	9/2005	Au	D9/420

* cited by examiner

Primary Examiner—Philip S. Hyder

Assistant Examiner—RoseLynne (Ulm) Cody

(74) *Attorney, Agent, or Firm*—Raymond Y. Chan; David & Raymond Patent Group

(57) **CLAIM**

The ornamental design for a hand-held display box, as shown and described.

DESCRIPTION

FIG. 1 is a perspective view showing my new design, wherein the broken lines are for illustrative purposes only and form no part of the claimed design.

FIG. 2 is a front view thereof, wherein the broken lines are for illustrative purposes only and form no part of the claimed design.

FIG. 3 is a rear view thereof, wherein the broken lines are for illustrative purposes only and form no part of the claimed design.

FIG. 4 is a left end view thereof, wherein the broken lines are for illustrative purposes only and form no part of the claimed design.

FIG. 5 is a right end view thereof, wherein the broken lines are for illustrative purposes only and form no part of the claimed design.

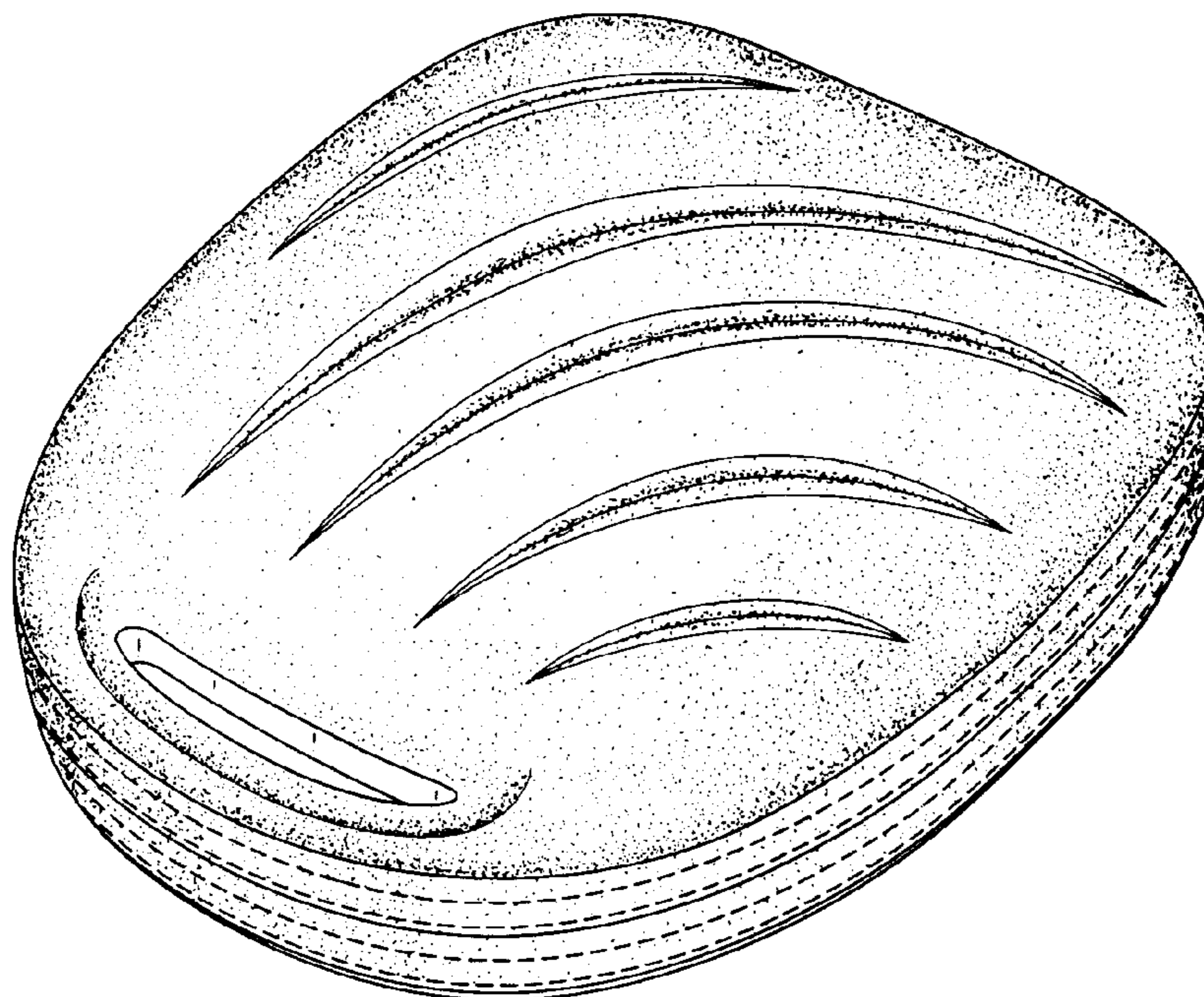
FIG. 6 is a top view thereof.

FIG. 7 is a bottom view thereof; and,

FIG. 8 is a perspective view showing my new design in an open position.

The broken lines appearing in FIGS. 1-5 and 8 and representing stitching are for illustrative purposes only and form no part of the claimed design.

1 Claim, 8 Drawing Sheets



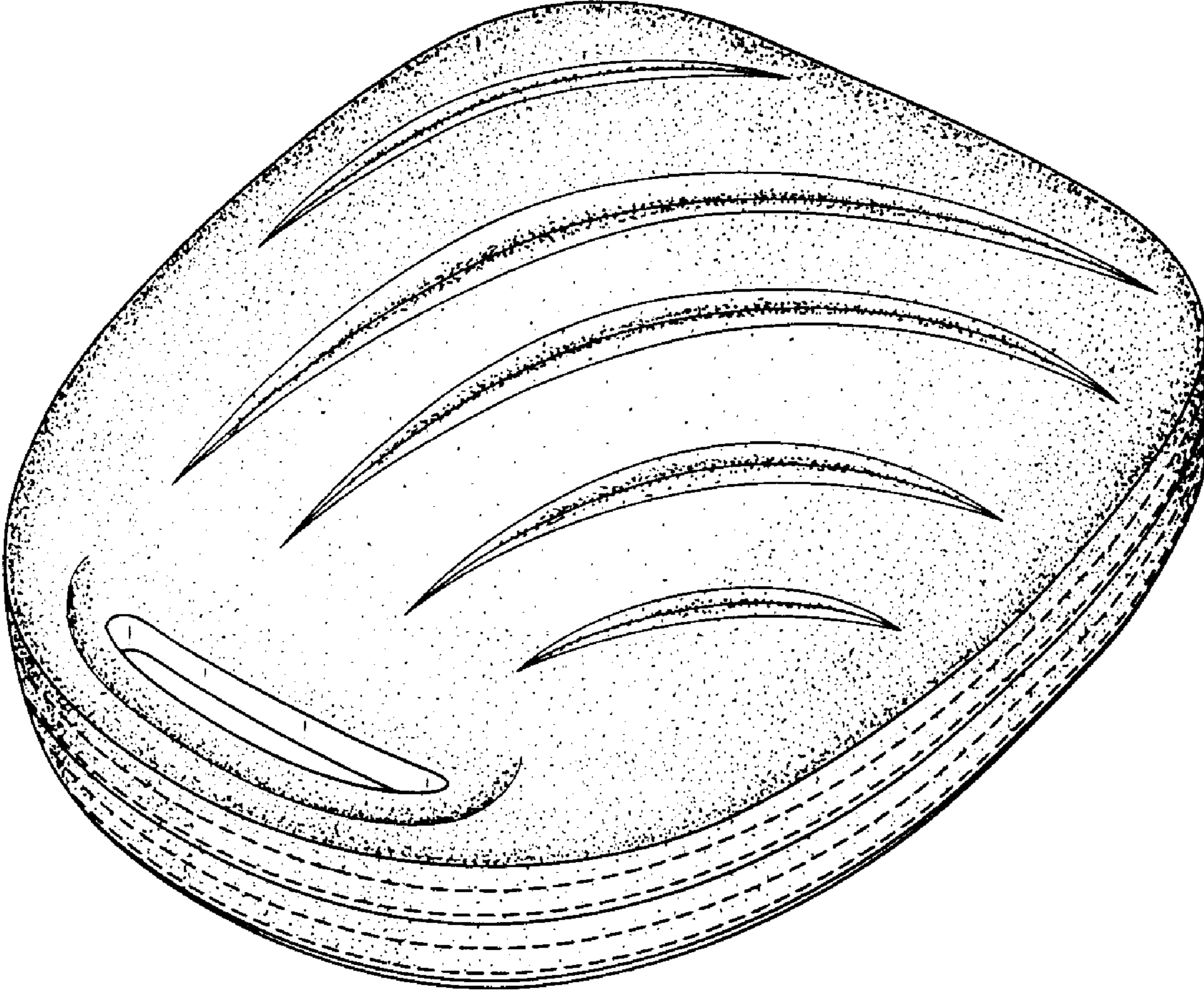


FIG. 1




FIG. 2

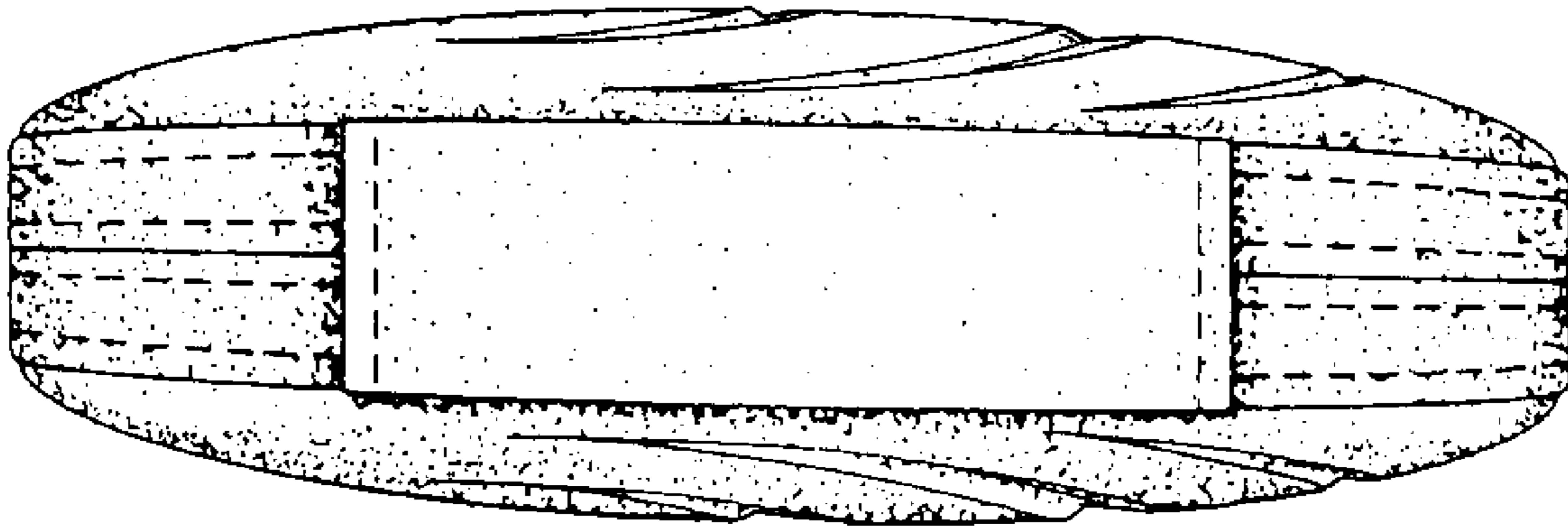


FIG. 3

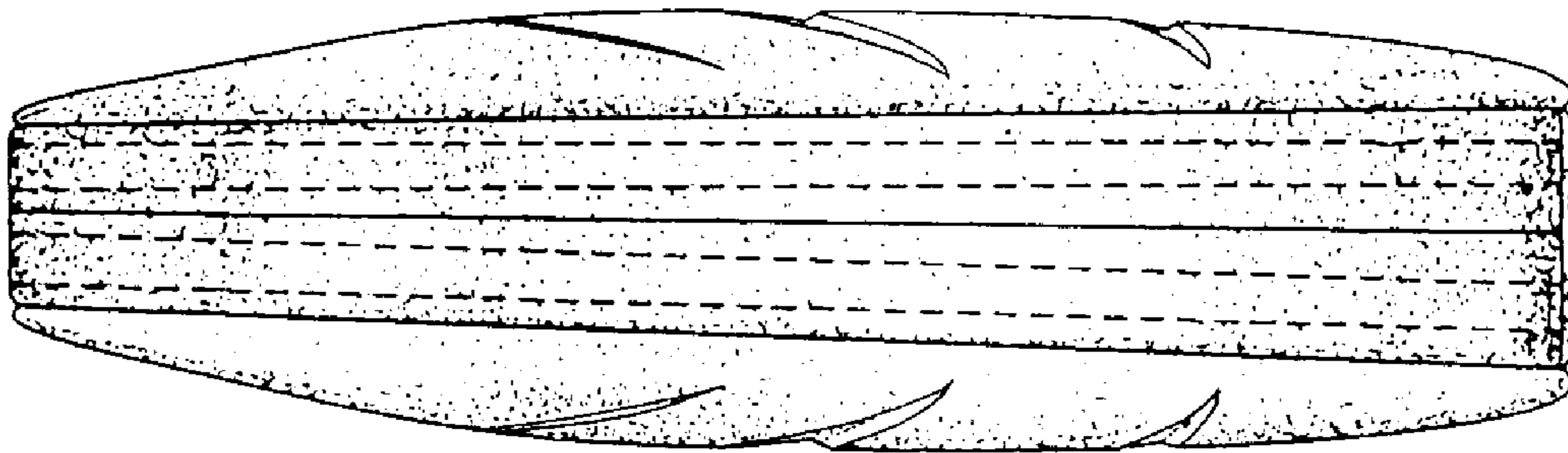


FIG. 4

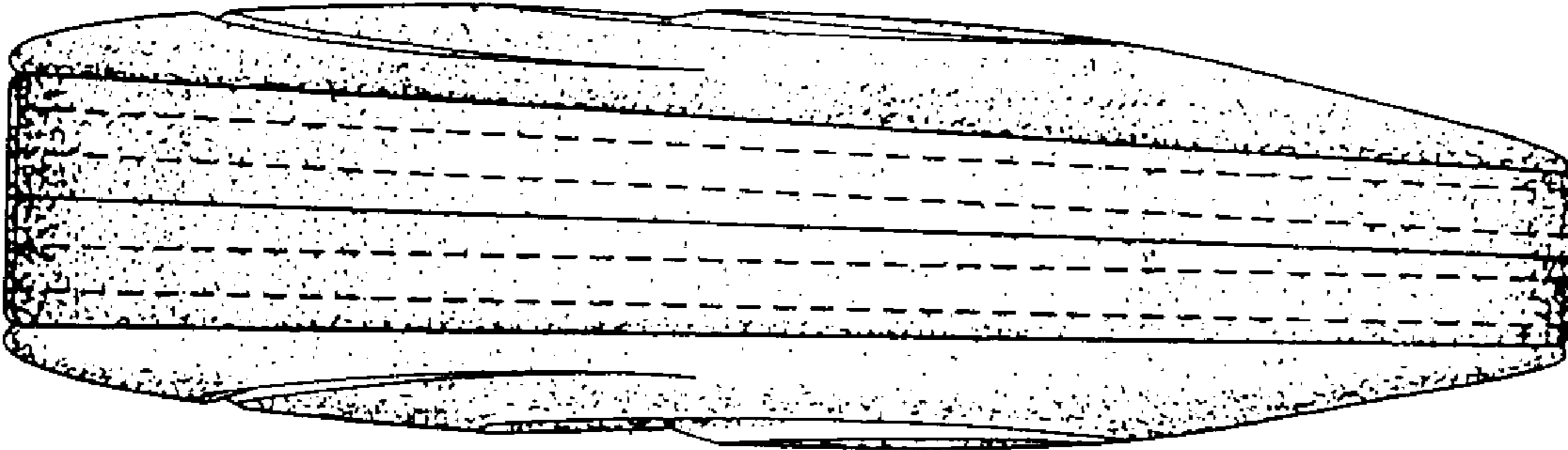


FIG. 5




FIG. 6

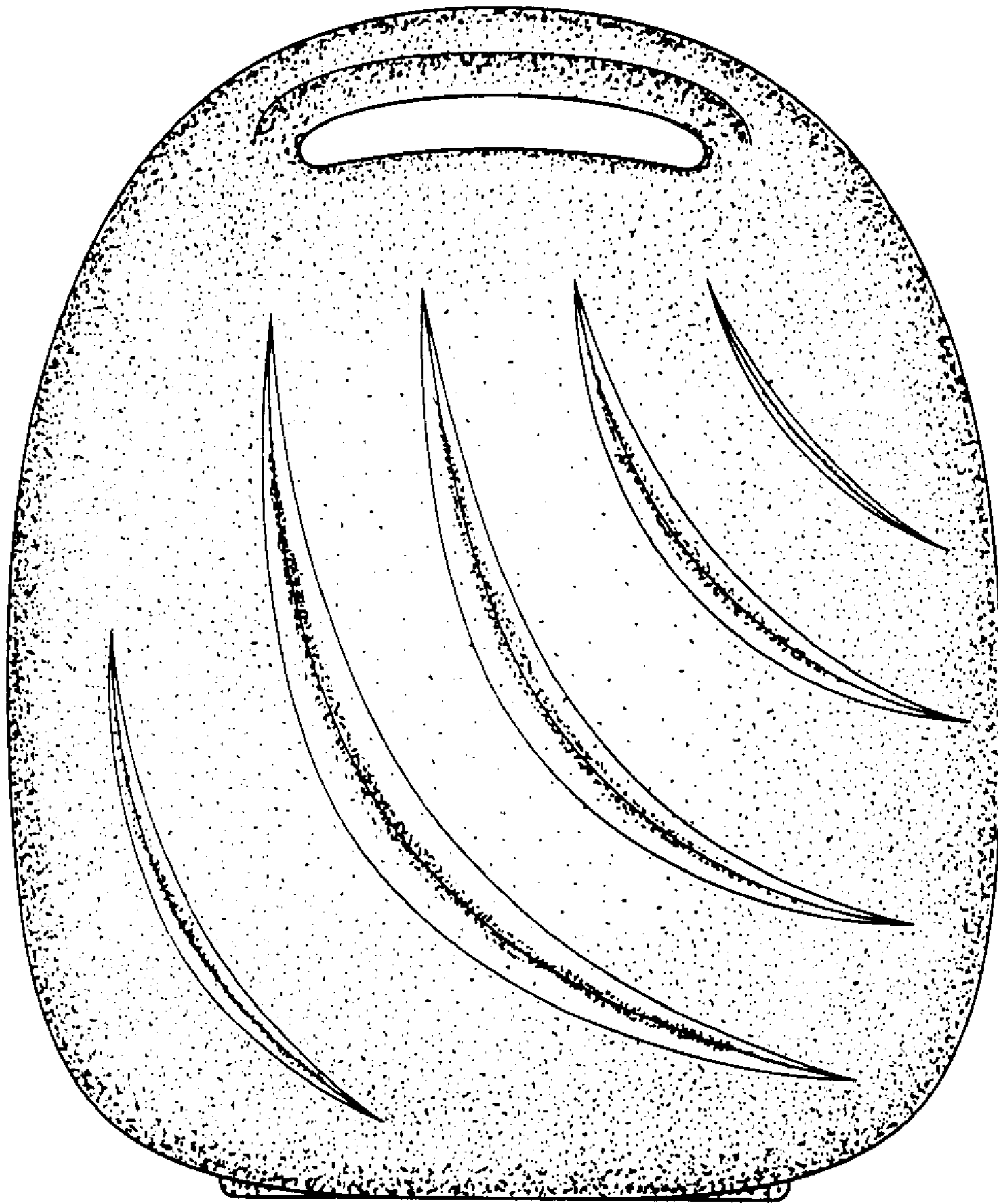


FIG. 7

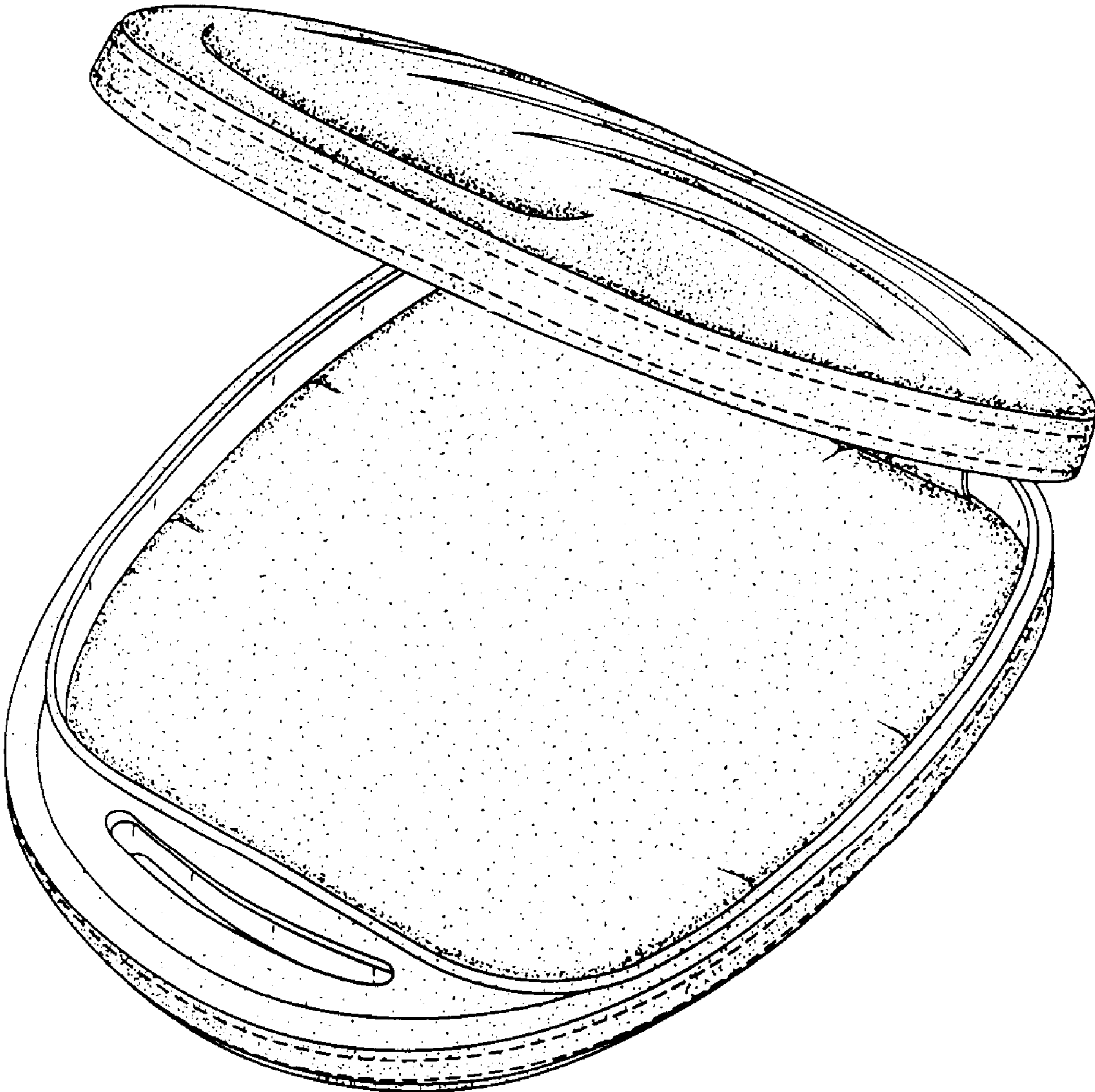


FIG. 8