



US00D531007S

(12) **United States Design Patent**
Su et al.

(10) **Patent No.:** **US D531,007 S**
(45) **Date of Patent:** **** Oct. 31, 2006**

(54) **DOOR HANDLE SET**

D505,610 S * 5/2005 Baskauskas et al. D8/302

(76) Inventors: **Frank Su**, 2Fl., No. 162-4, King Hua Street, Ta-An District, Taipei (TW);
Michael Su, 2Fl., No. 162-4, King Hua Street, Ta-An District, Taipei (TW)

* cited by examiner

Primary Examiner—Paula A. Greene

(**) Term: **14 Years**

(57) **CLAIM**

The ornamental design for: door handle set, as shown and described.

(21) Appl. No.: **29/242,349**

DESCRIPTION

(22) Filed: **Nov. 10, 2005**

(51) **LOC (8) Cl.** **08-06**

(52) **U.S. Cl.** **D8/302**

(58) **Field of Classification Search** D8/300,
D8/301, 302, 305, 315–320, 347, 350; 292/336.3,
292/347, 357; 70/404, 408; 16/412; D21/660;
D26/156; D11/55, 79, 81, 131, 131.1, 136,
D11/133; D23/251

See application file for complete search history.


FIG. 1 is a front elevational view of the exterior door handle of our new design for a door handle set;
FIG. 2 is a front elevational view of the interior door handle of the door handle set;
FIG. 3 is a perspective view of the exterior door handle of the door handle set;
FIG. 4 is a perspective view of the interior door handle of the door handle set;
FIG. 5 is a right side view of the exterior door handle of the door handle set;
FIG. 6 is a right side view of the interior door handle of the door handle set;
FIG. 7 is a top view of the exterior door handle;
FIG. 8 is a top view of the interior door handle;
FIG. 9 is a bottom view of the exterior door handle; and,
FIG. 10 is a bottom view of the interior door handle.

(56) **References Cited**

U.S. PATENT DOCUMENTS

D307,464 S * 4/1990 Joerger D23/251
D414,292 S * 9/1999 Gonzalez D26/156
D418,386 S * 1/2000 Baskauskas et al. D8/302
D460,340 S * 7/2002 Baskauskas et al. D8/302
D494,445 S * 8/2004 Baskauskas et al. D8/302

1 Claim, 6 Drawing Sheets






Fig. 1

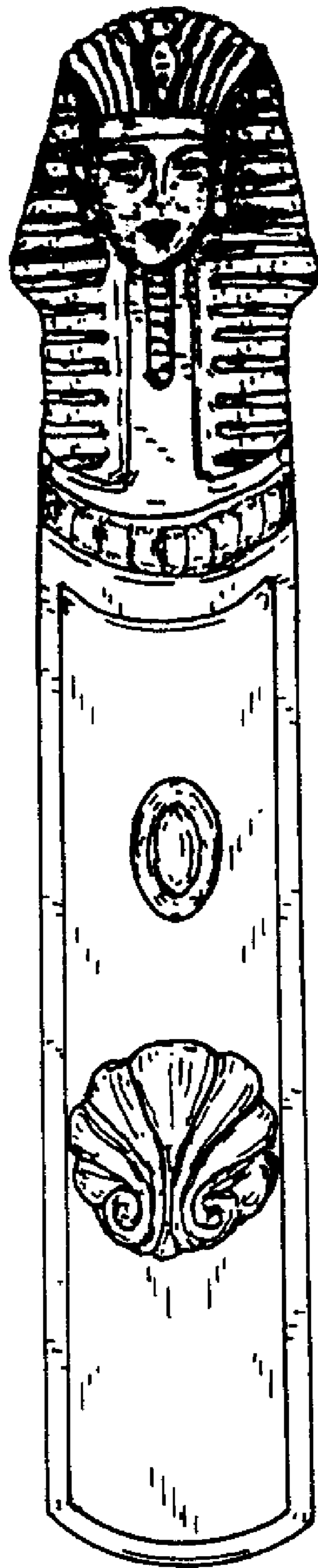


Fig. 2

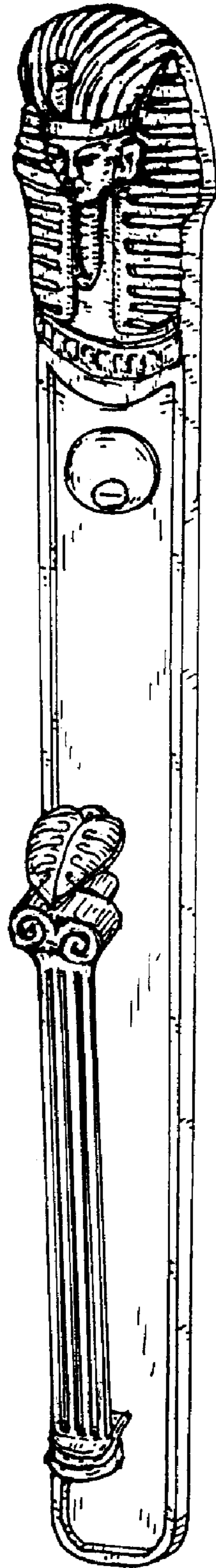


Fig. 3




Fig. 4




Fig. 5




Fig. 6



Fig. 7

Fig. 8

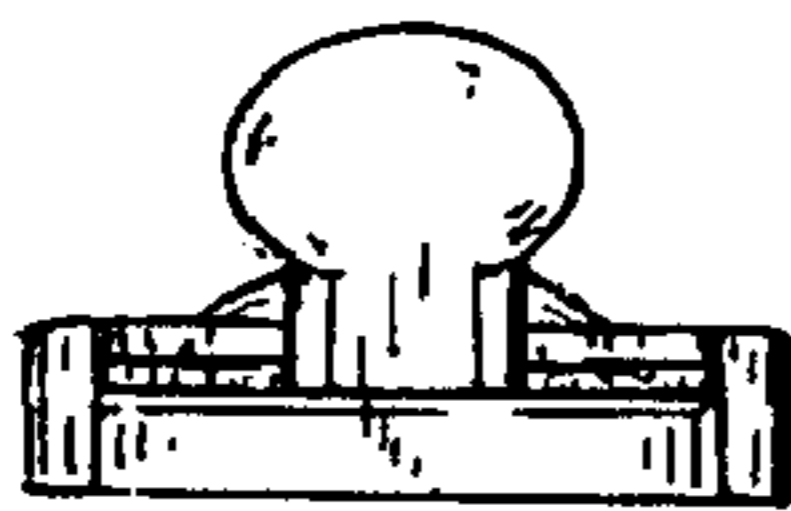


Fig. 9

Fig. 10

