



US00D530999S

(12) **United States Design Patent**
Kent et al.

(10) **Patent No.:** **US D530,999 S**

(45) **Date of Patent:** **** Oct. 31, 2006**

(54) **STAPLER**

(75) Inventors: **Michael Kent**, Cumberland, RI (US);
William D. Hester, Meriden, CT (US)

(73) Assignee: **Staples The Office Superstore, LLC**,
Framingham, MA (US)

(**) Term: **14 Years**

(21) Appl. No.: **29/243,658**

(22) Filed: **Nov. 29, 2005**

(51) **LOC (8) Cl.** **08-01**

(52) **U.S. Cl.** **D8/50**

(58) **Field of Classification Search** D8/49,
D8/50, 61; D19/72; 227/120, 127, 128, 131,
227/132, 134, 156

See application file for complete search history.

(56) **References Cited**

U.S. PATENT DOCUMENTS

D170,423 S	*	9/1953	Marano	D8/50
D232,804 S	*	9/1974	Power	D8/50
D233,306 S	*	10/1974	Power	D8/50
D292,962 S	*	12/1987	Leszczak	D8/50
D296,071 S	*	6/1988	Chi	D8/49
D340,847 S	*	11/1993	Bain et al.	D8/50

D361,025 S	*	8/1995	Ho	D8/50
D387,646 S	*	12/1997	Arns	D8/50
D436,009 S	*	1/2001	Chi Kuo	D8/50
D446,430 S	*	8/2001	Arns	D8/50
2001/0017310 A1	*	8/2001	Laurie	227/63

* cited by examiner

Primary Examiner—Cathron C. Brooks

Assistant Examiner—Austin Murphy

(74) *Attorney, Agent, or Firm*—Wolf, Greenfield & Sacks,
P.C.

(57) **CLAIM**

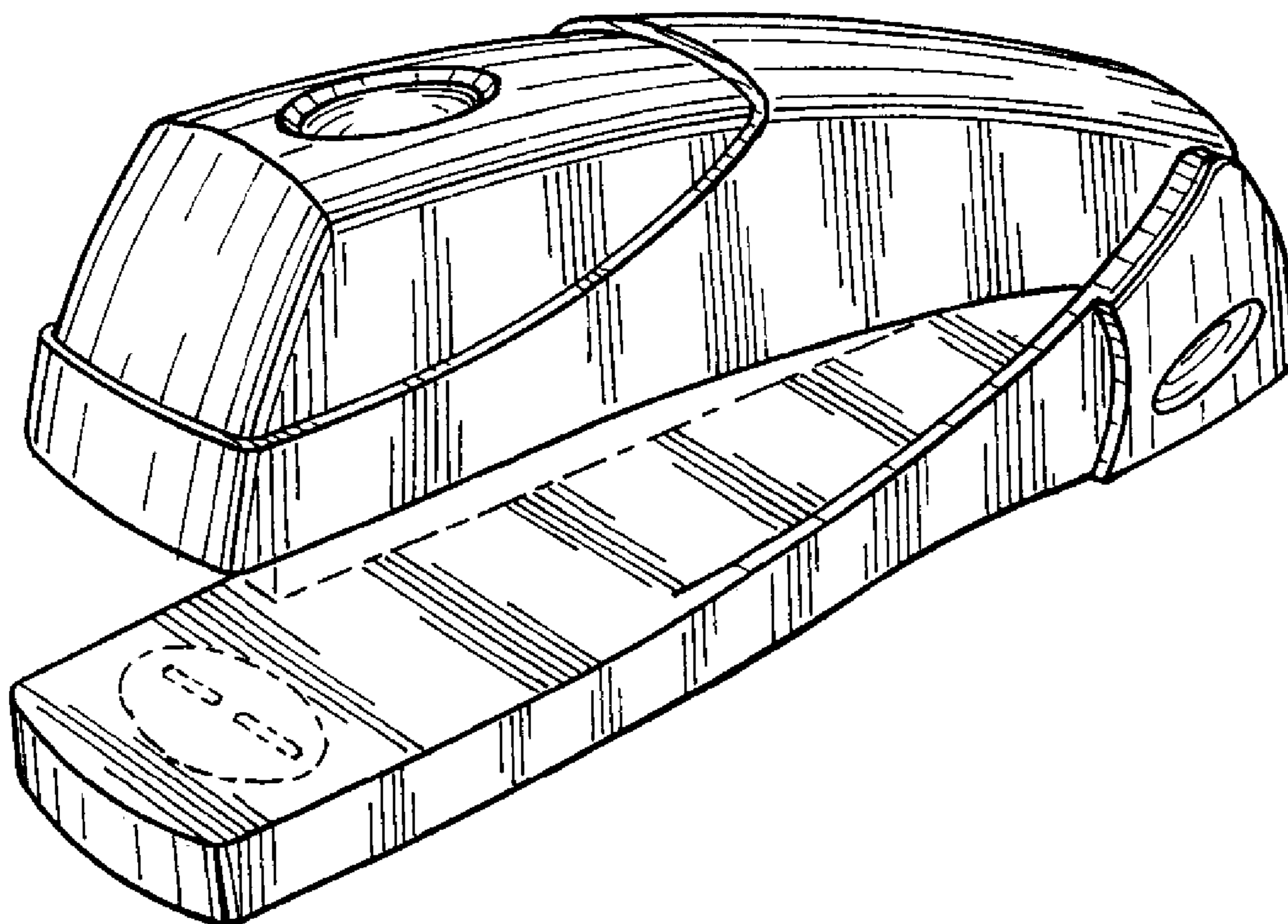
The ornamental design for a stapler, as shown and described.

DESCRIPTION

FIG. 1 is a side, top, perspective view of the stapler with stapler tray and stapler base thereof shown in phantom; FIG. 2 is a right side view thereof, the left side view thereof being mirror image thereof; FIG. 3 is a front view thereof; FIG. 4 is a rear view thereof; FIG. 5 is a top view thereof; and, FIG. 6 is a bottom view thereof.

The broken lines shown in the drawings form no part of the claimed design.

1 Claim, 2 Drawing Sheets



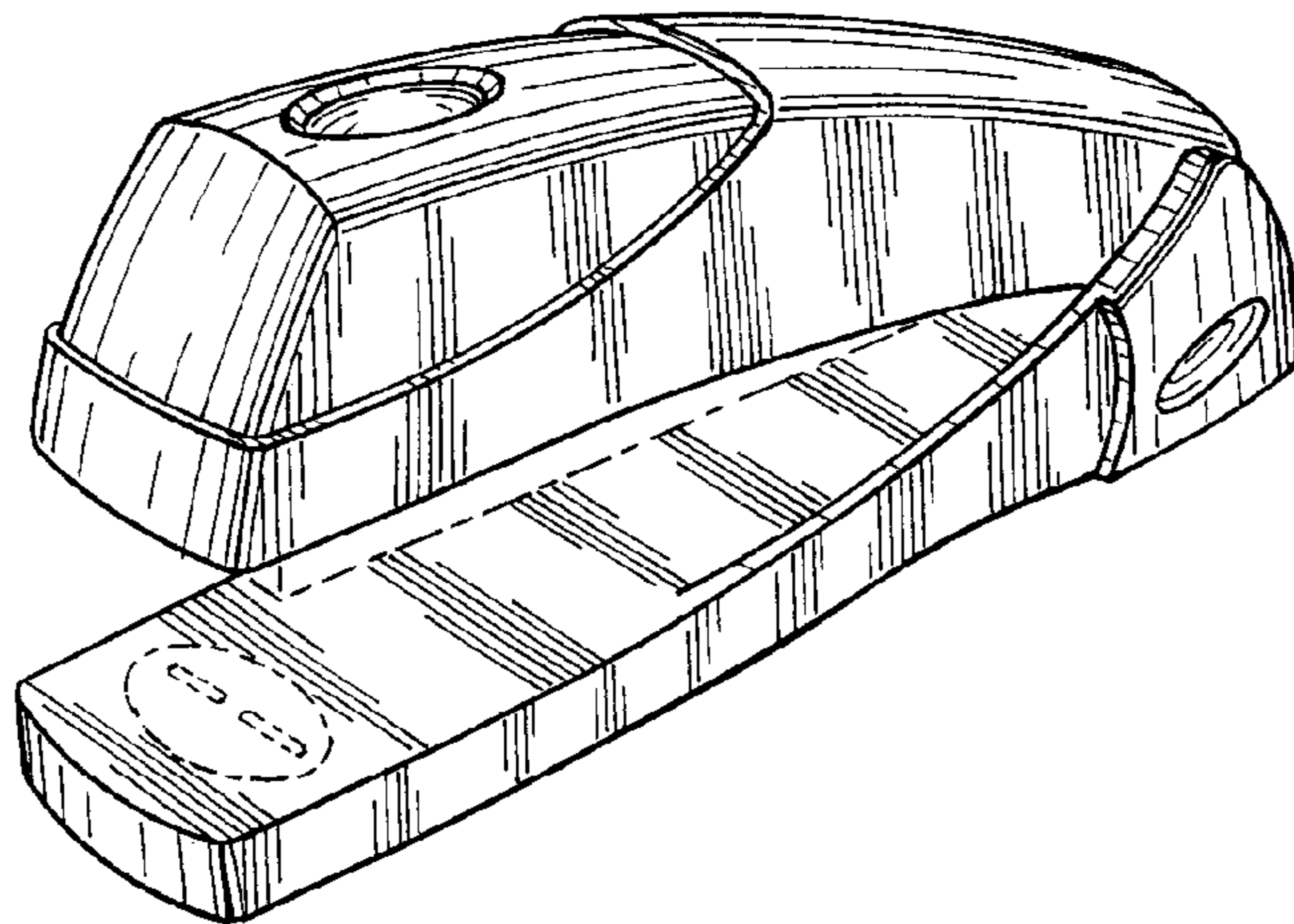


Fig. 1

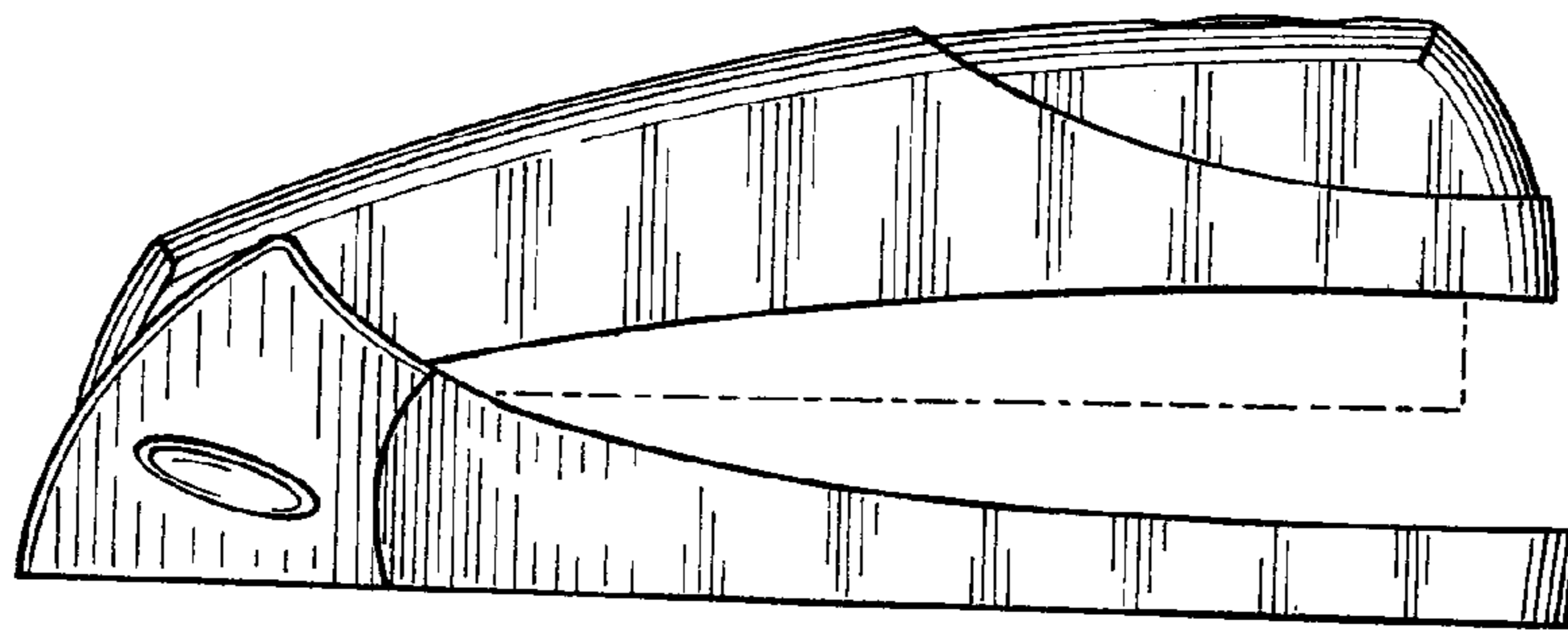


Fig. 2

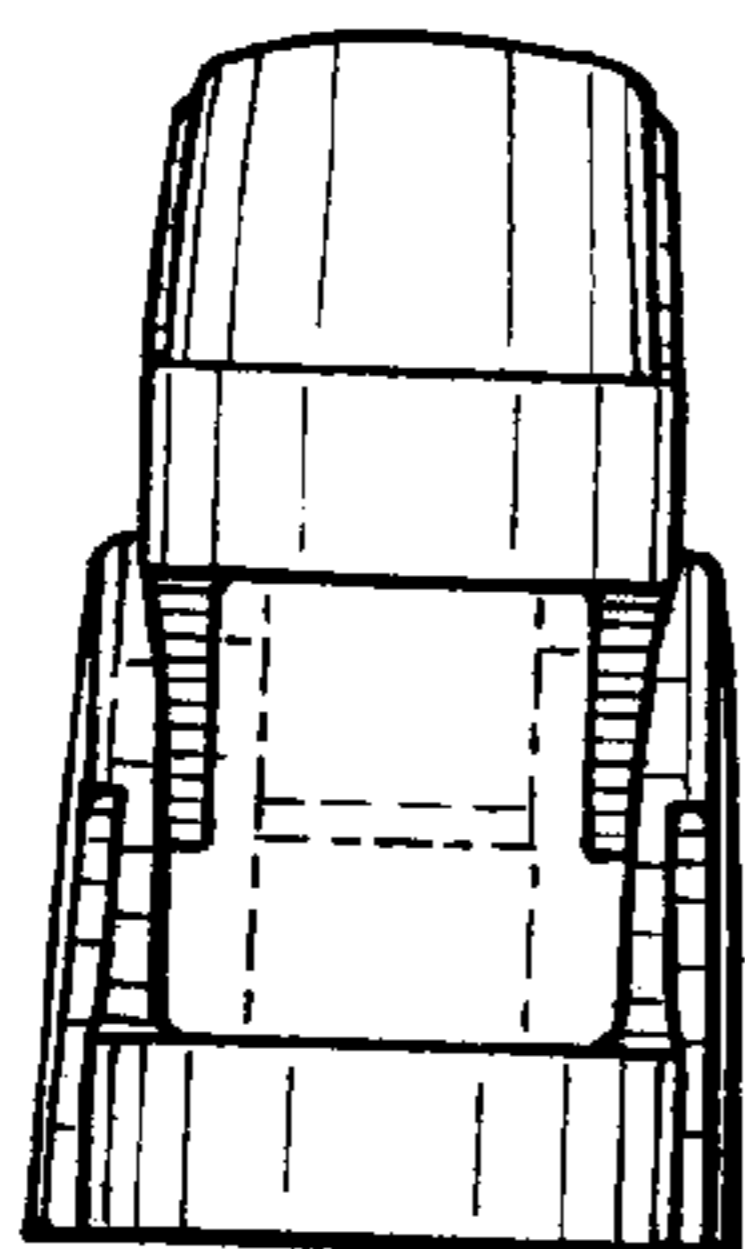


Fig. 3

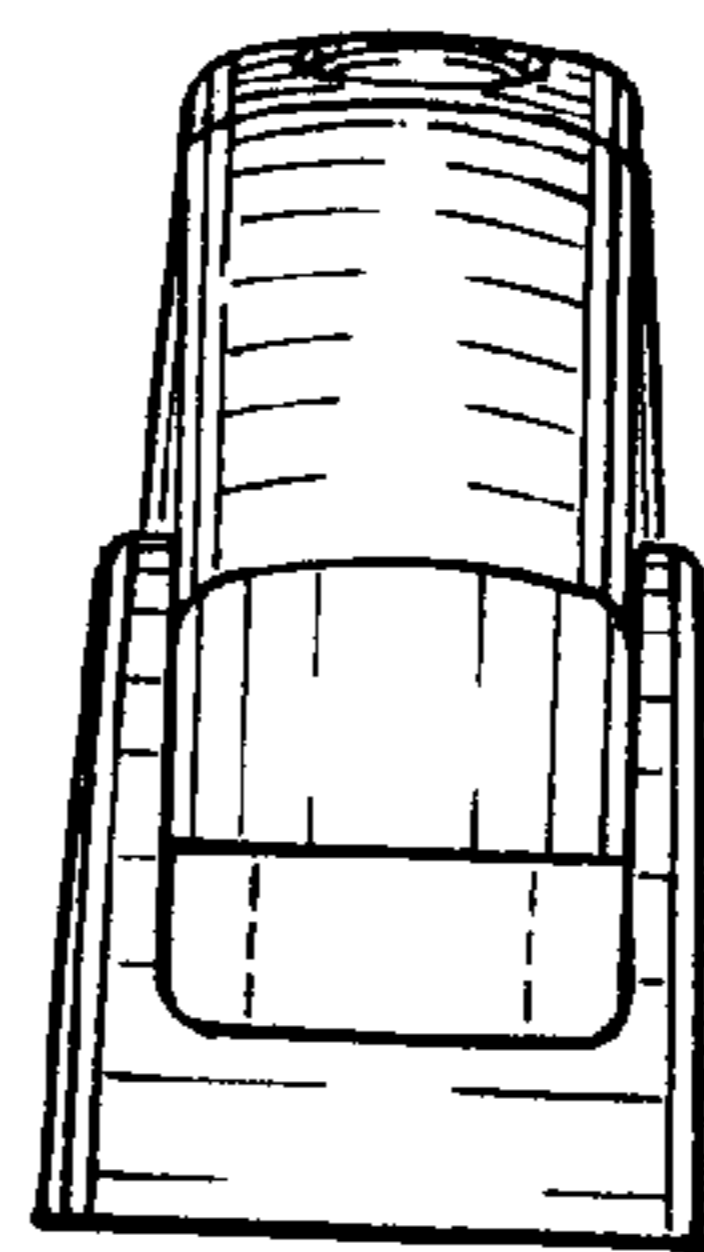


Fig. 4




Fig. 5

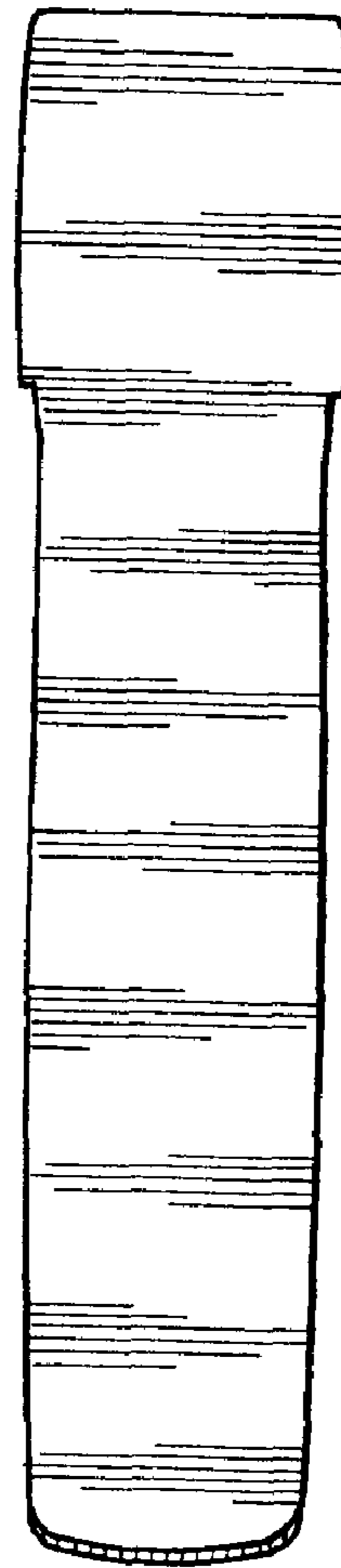


Fig. 6