



US00D530998S

(12) **United States Design Patent**
Mountford

(10) **Patent No.:** **US D530,998 S**

(45) **Date of Patent:** **** Oct. 31, 2006**

(54) **STAPLER**

(76) Inventor: **Katie Mountford**, 6425 Oxbow Way,
Indianapolis, IN (US) 46220

(**) Term: **14 Years**

(21) Appl. No.: **29/238,104**

(22) Filed: **Sep. 9, 2005**

(51) **LOC (8) Cl.** **19-02**

(52) **U.S. Cl.** **D8/50; D8/49**

(58) **Field of Classification Search** D8/49,
D8/50, 61; D19/72; 227/120, 127, 128, 131,
227/132, 134, 156

See application file for complete search history.

(56) **References Cited**

U.S. PATENT DOCUMENTS

D208,780 S	*	10/1967	Smith	D19/61
D330,666 S	*	11/1992	Chan	D8/50
D338,041 S	*	8/1993	Cheng	D19/75
D384,259 S	*	9/1997	Smith	D8/50
5,797,535 A	*	8/1998	Lovegrove et al.	227/120
D413,239 S	*	8/1999	Lovegrove et al.	D8/50
D414,999 S	*	10/1999	Wilson et al.	D8/50
D433,062 S	*	10/2000	Ho	D19/72

D470,024 S	*	2/2003	Robillard	D8/50
D478,799 S	*	8/2003	Chi Kuo	D8/50
D482,584 S	*	11/2003	Racamier	D8/50

* cited by examiner

Primary Examiner—Cathron C. Brooks

Assistant Examiner—Austin Murphy

(74) *Attorney, Agent, or Firm*—Krieg DeVault LLP

(57) **CLAIM**

The ornamental design for a stapler, as shown and described.

DESCRIPTION

FIG. 1 is a perspective view as seen from the top, front, and right side of the stapler.

FIG. 2 is a top view of the embodiment shown in FIG. 1;

FIG. 3 is a bottom view of the embodiment shown in FIG. 1;

FIG. 4 is a front view of the embodiment shown in FIG. 1;

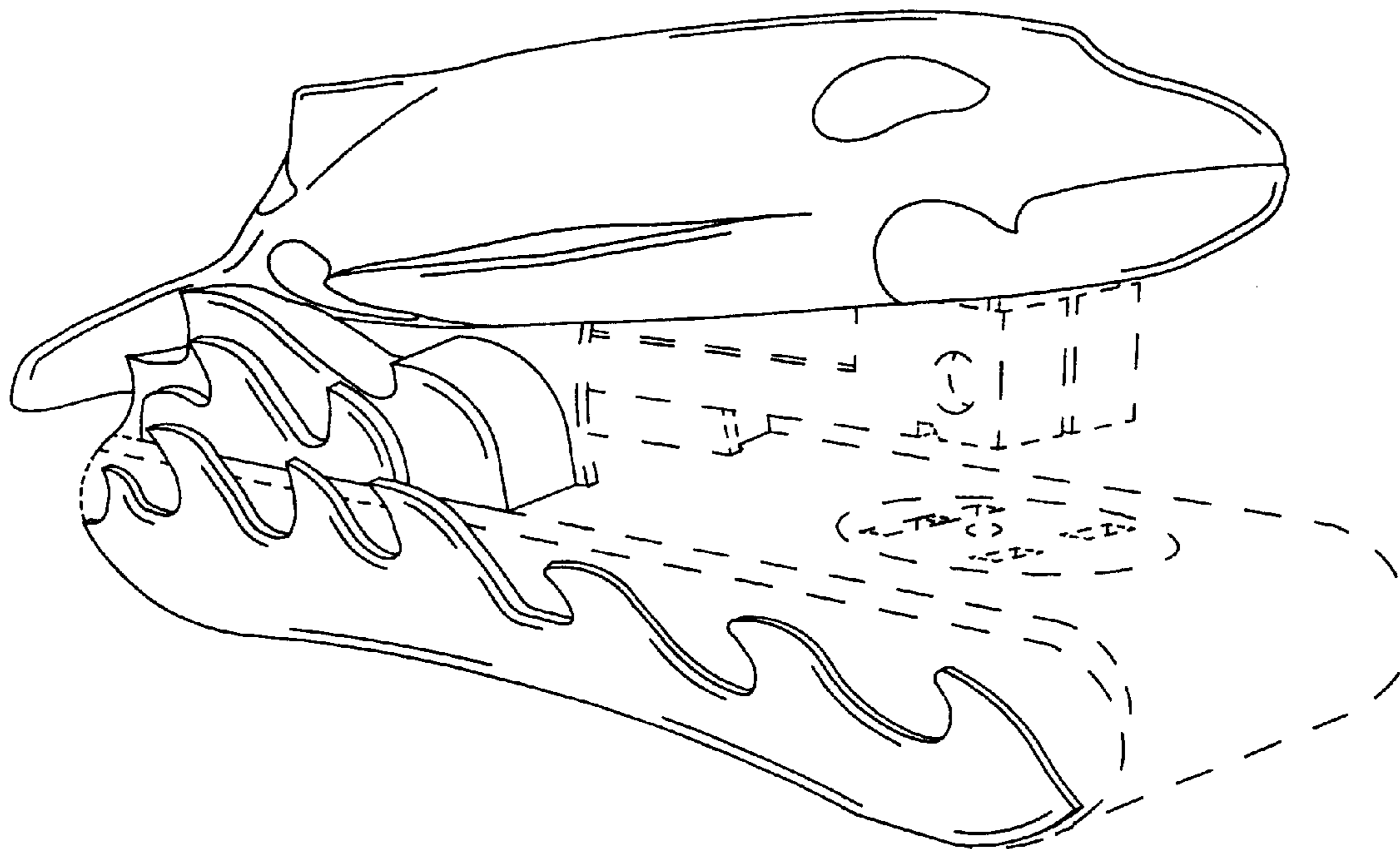
FIG. 5 is a rear view of the embodiment shown in FIG. 1;

FIG. 6 is a right side view thereof; and,

FIG. 7 is a left side view of the embodiment shown in FIG. 1.

The broken lines shown in the drawings form no part of the claimed design.

1 Claim, 4 Drawing Sheets



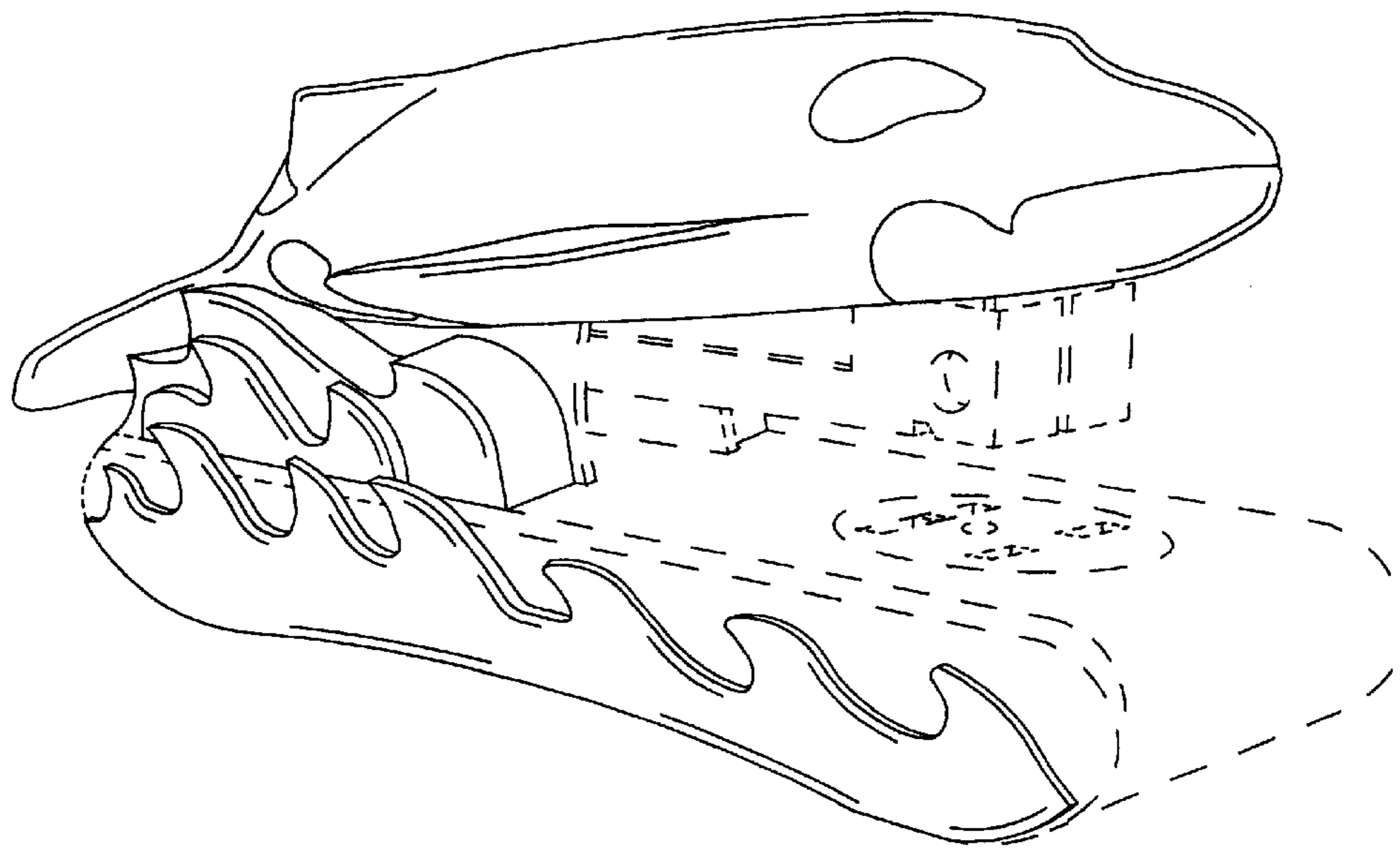


FIG. 1

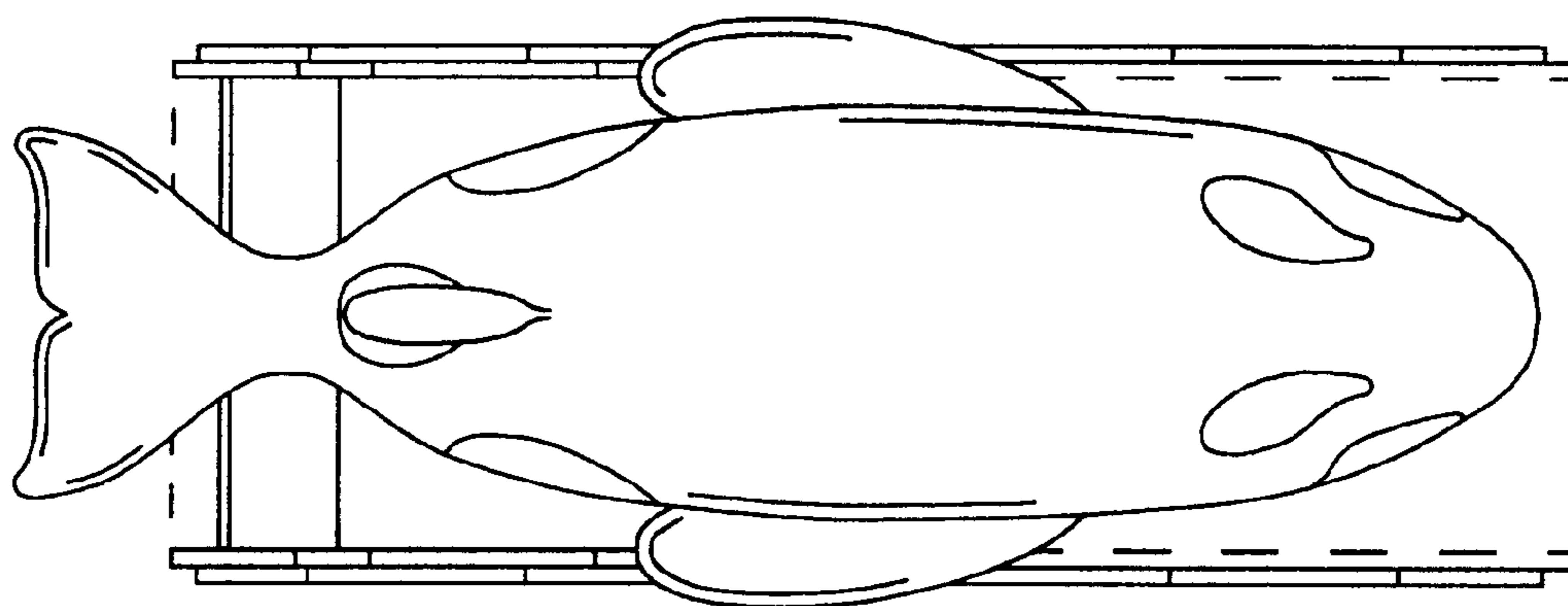


FIG. 2




FIG. 3

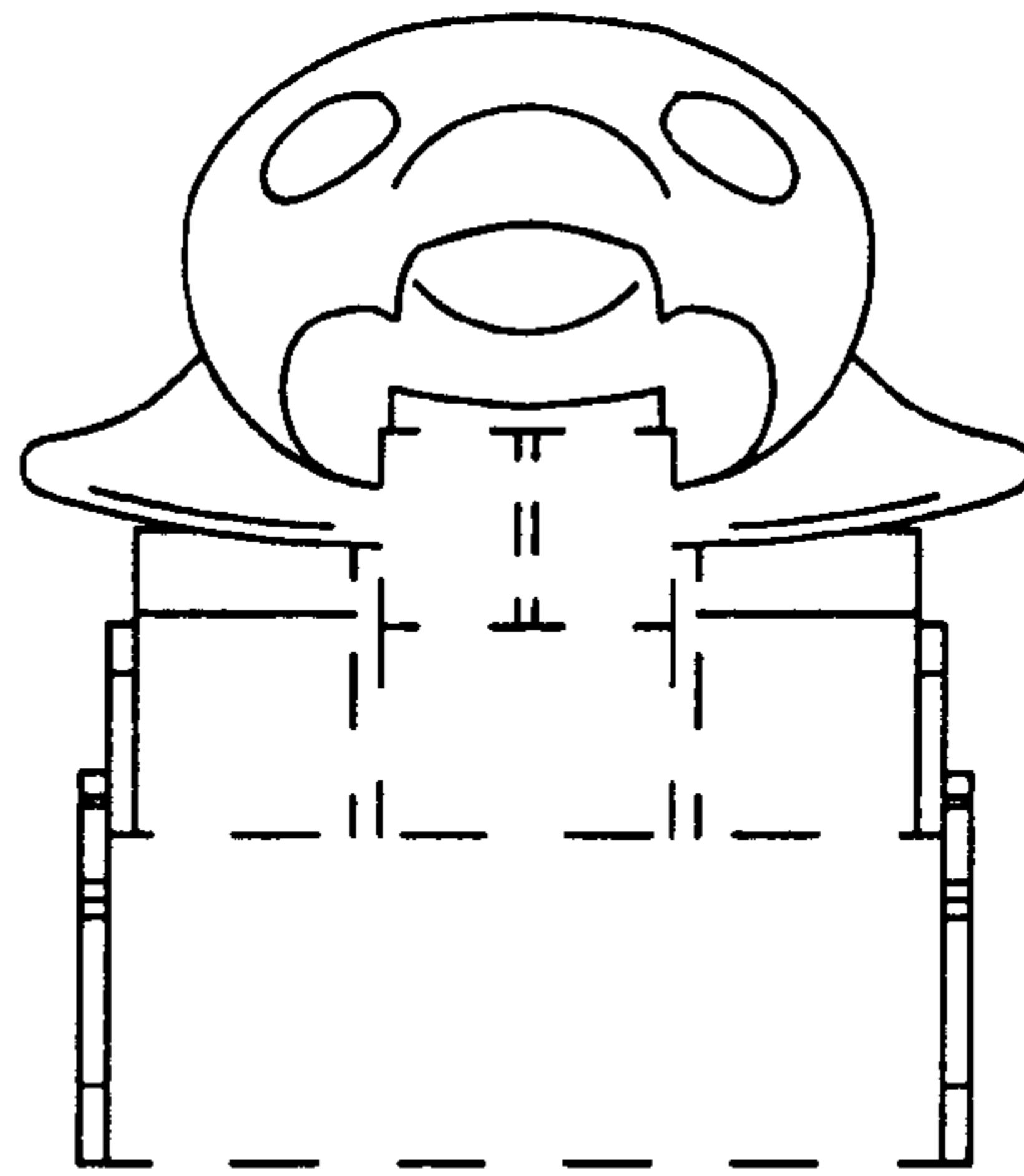


FIG. 4

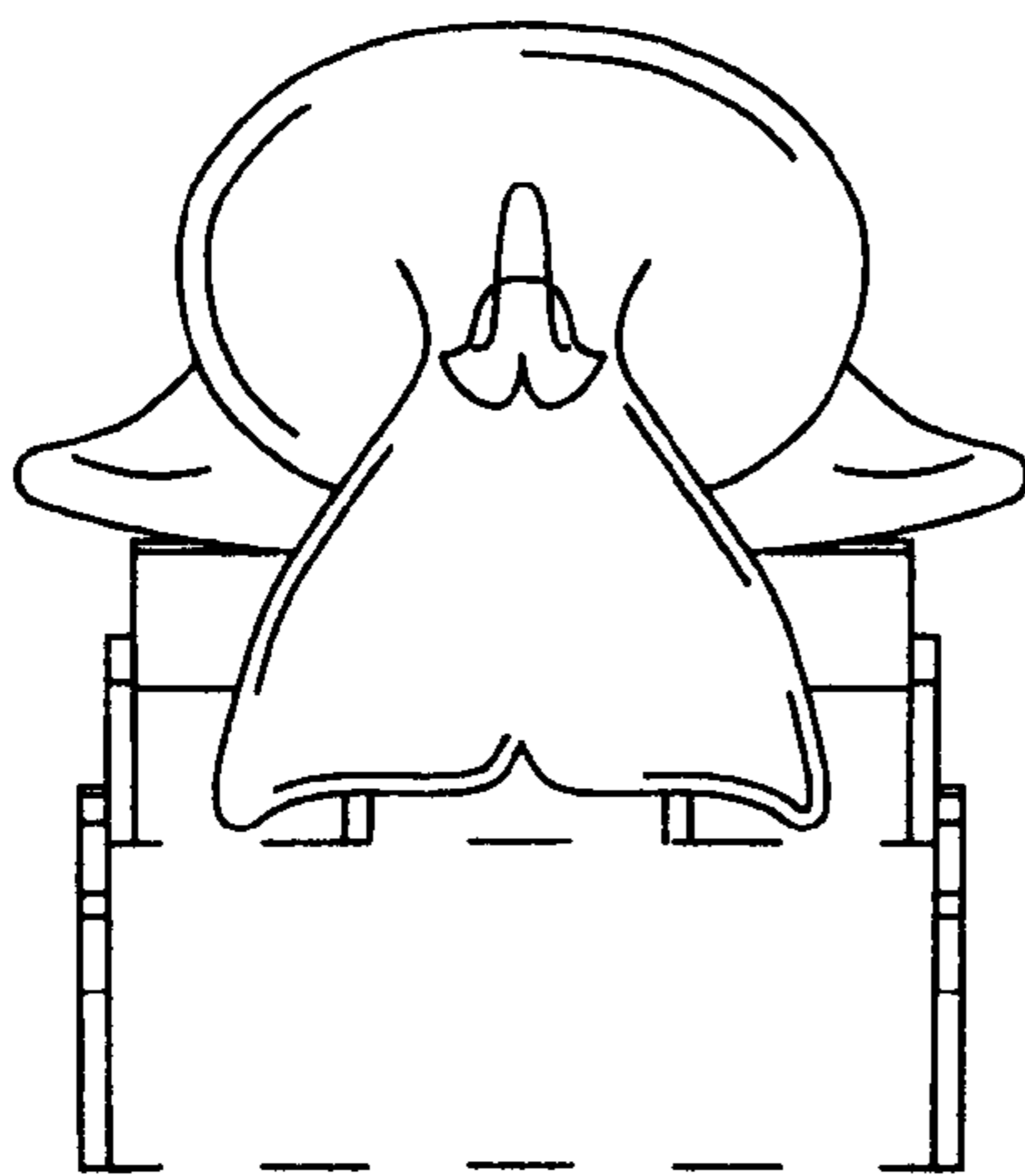


FIG. 5




FIG. 6




FIG. 7