



US00D530992S

(12) **United States Design Patent** (10) **Patent No.:** **US D530,992 S**  
**Mellen et al.** (45) **Date of Patent:** **\*\* Oct. 31, 2006**

(54) **GRATER WITH SUCTION DEVICE**  
(75) Inventors: **Christopher M. Mellen**, New York, NY (US); **Louis F. Henry**, Scarsdale, NY (US)  
(73) Assignee: **Design For Living, L.L.C.**, New York, NY (US)  
(\*\*) Term: **14 Years**

5,065,973 A 11/1991 Want  
5,076,527 A 12/1991 Yung-Huei  
5,085,390 A 2/1992 Murphy  
5,087,005 A 2/1992 Holoff et al.  
5,104,077 A 4/1992 Liu  
5,186,559 A 2/1993 Fu  
D347,149 S \* 5/1994 Feer et al. .... D7/678  
5,366,129 A 11/1994 Nakamura et al.  
5,381,990 A 1/1995 Belokin et al.  
5,395,159 A 3/1995 Pinto  
5,474,206 A 12/1995 Herring, Sr.

(21) Appl. No.: **29/232,217**

(Continued)

(22) Filed: **Jun. 16, 2005**

FOREIGN PATENT DOCUMENTS

(51) **LOC (8) Cl.** ..... **07-04**  
(52) **U.S. Cl.** ..... **D7/678**  
(58) **Field of Classification Search** ..... D7/678,  
D7/372, 373; 99/495, 508-513; 241/92-95,  
241/168, 169, 169.1, 100, 273.1-273.5, 280,  
241/287; 248/205.7, 205.8, 205.1, 205.5,  
248/363

FR 2347563 11/1977  
GB 813265 5/1959  
GB 906624 9/1962  
GB 975271 11/1964  
GB 1193899 6/1970  
JP 5220042 8/1993

See application file for complete search history.

Primary Examiner—Terry A. Wallace  
(74) Attorney, Agent, or Firm—Lathrop & Gage LC

(56) **References Cited**

(57) **CLAIM**

U.S. PATENT DOCUMENTS


The ornamental design for a grater with suction device, as shown and described.

1,840,400 A 1/1932 Leberherz  
1,871,113 A 8/1932 Compter et al.  
2,089,714 A 8/1937 Schuler  
2,542,101 A 2/1951 Suben  
2,871,053 A 1/1959 Richter  
2,940,713 A 8/1960 Van Dusen  
D227,534 S \* 7/1973 Hutzler ..... D7/678  
3,747,170 A 7/1973 Kieves  
3,765,638 A 10/1973 Harrison  
3,863,568 A 2/1975 Frederick  
4,012,007 A 3/1977 Cunningham  
4,022,412 A 5/1977 Houlf  
4,093,165 A 6/1978 Sussman  
D259,759 S \* 7/1981 Williams ..... D7/678  
4,505,446 A 3/1985 Roder  
4,560,216 A 12/1985 Egawa  
4,756,497 A 7/1988 Lan  
4,934,641 A 6/1990 McElhaney  
4,987,827 A 1/1991 Marquez  
5,029,786 A 7/1991 Wu

**DESCRIPTION**

FIG. 1 is a perspective view of a grater with suction device, showing the new design;  
FIG. 2 is a front view of the grater with suction device of FIG. 1;  
FIG. 3 is a right side view of the grater with suction device of FIG. 1;  
FIG. 4 is a left side view of the grater with suction device of FIG. 1;  
FIG. 5 is a back view of the grater with suction device of FIG. 1;  
FIG. 6 is a top view of the grater with suction device of FIG. 1; and,  
FIG. 7 is the bottom view of the grater with suction device of FIG. 1.

**1 Claim, 7 Drawing Sheets**



U.S. PATENT DOCUMENTS

5,845,885	A	12/1998	Carnevali	6,443,388	B1	9/2002	Hollinger
5,970,860	A	10/1999	Yip	6,478,271	B1	11/2002	Mulholland
5,992,806	A	11/1999	Adams	6,561,476	B1	5/2003	Carnevali
6,045,111	A	4/2000	Hsieh	6,596,374	B1	7/2003	Adjeleian
6,193,197	B1	2/2001	Lian	6,604,646	B1	8/2003	Tomiainen et al.
6,308,923	B1	10/2001	Howard	6,619,604	B1	9/2003	Stillman
6,371,324	B1	4/2002	Torniainen et al.	6,666,420	B1	12/2003	Carnevali
6,386,494	B1	5/2002	Huang	6,739,061	B1	5/2004	Montel
6,405,973	B1	6/2002	Hollinger	6,776,368	B1	8/2004	Duncan et al.
6,439,760	B1	8/2002	Langeloh et al.	6,808,090	B1	10/2004	Pedersen

\* cited by examiner

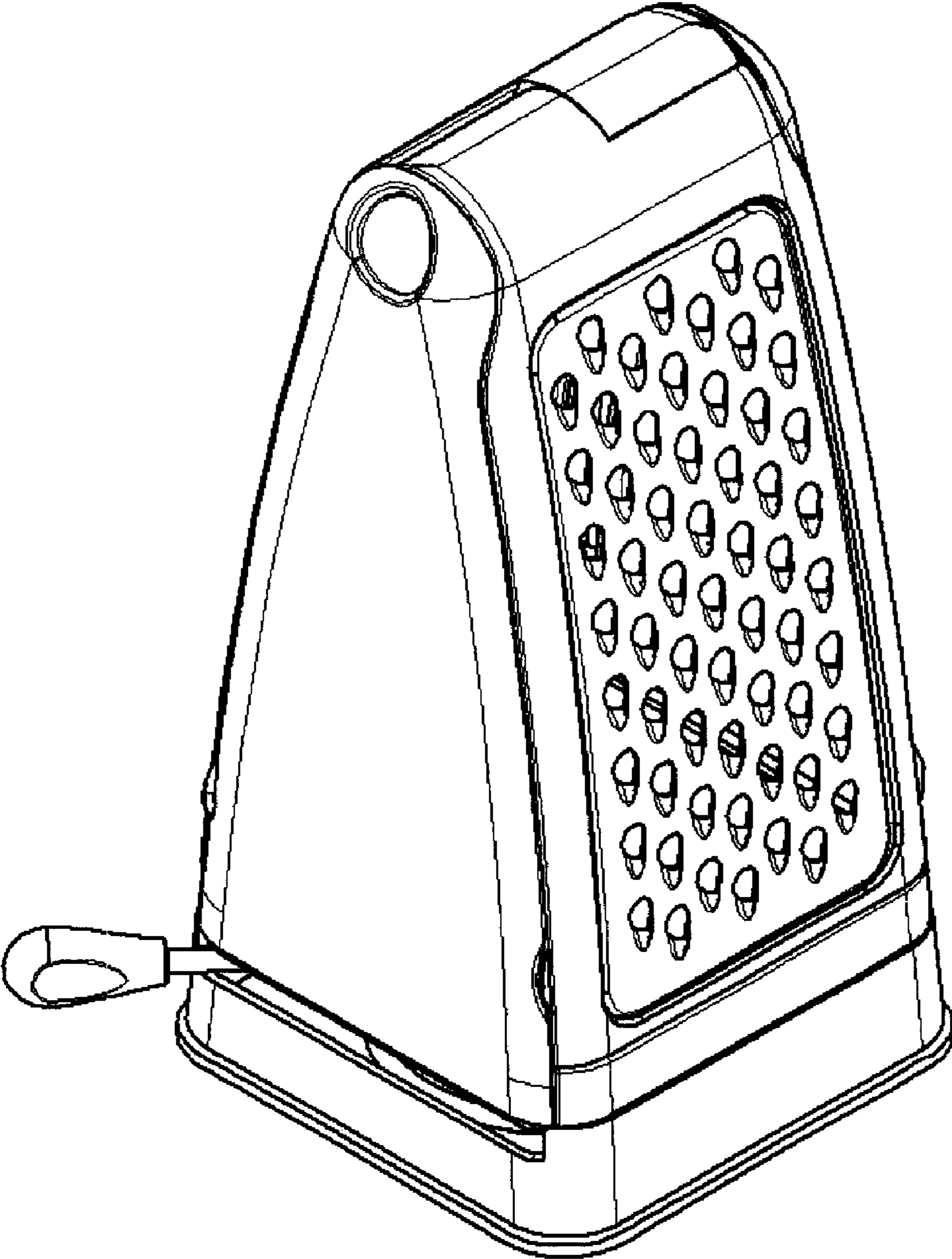


FIG. 1

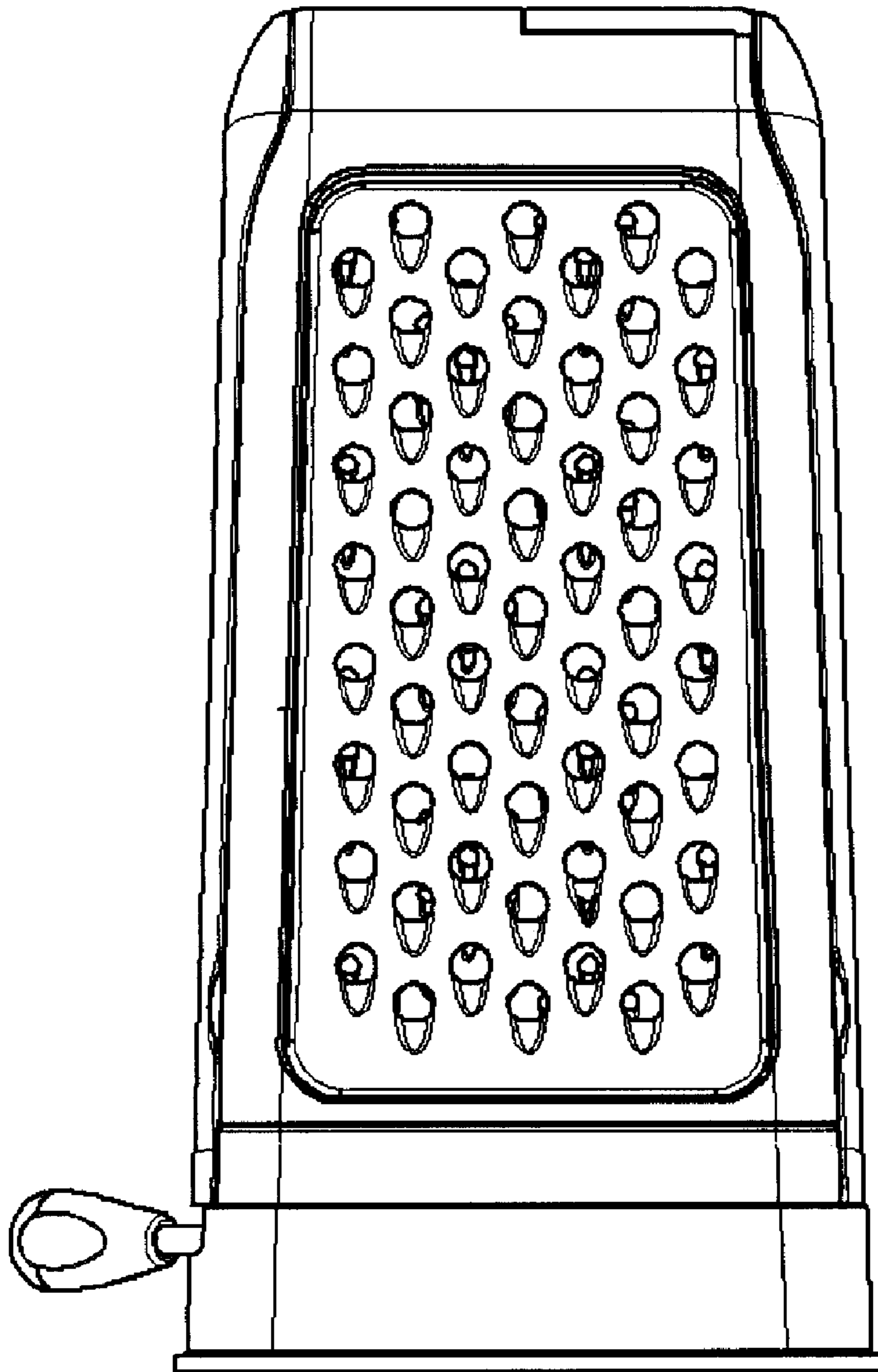


FIG. 2

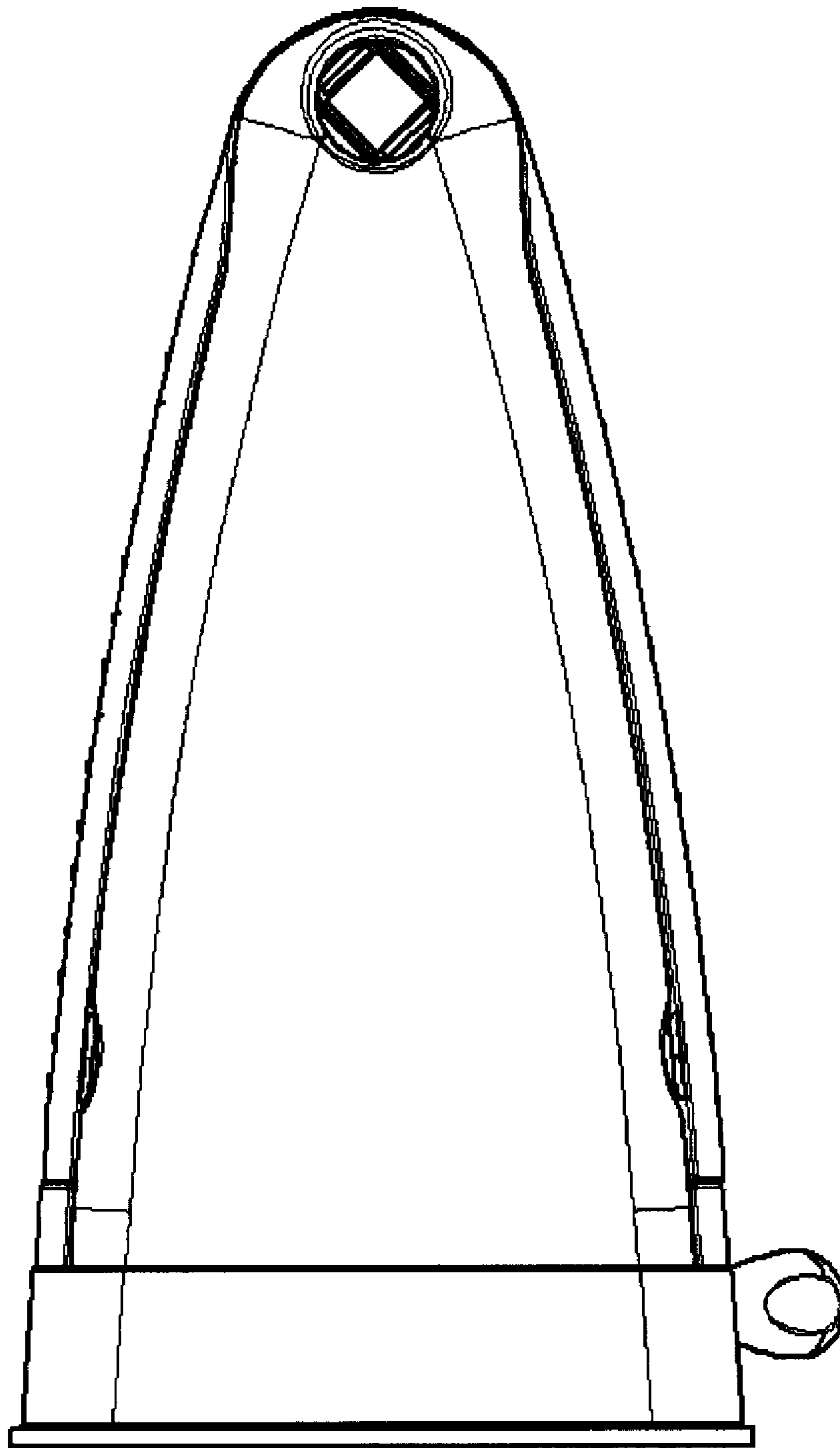


FIG. 3

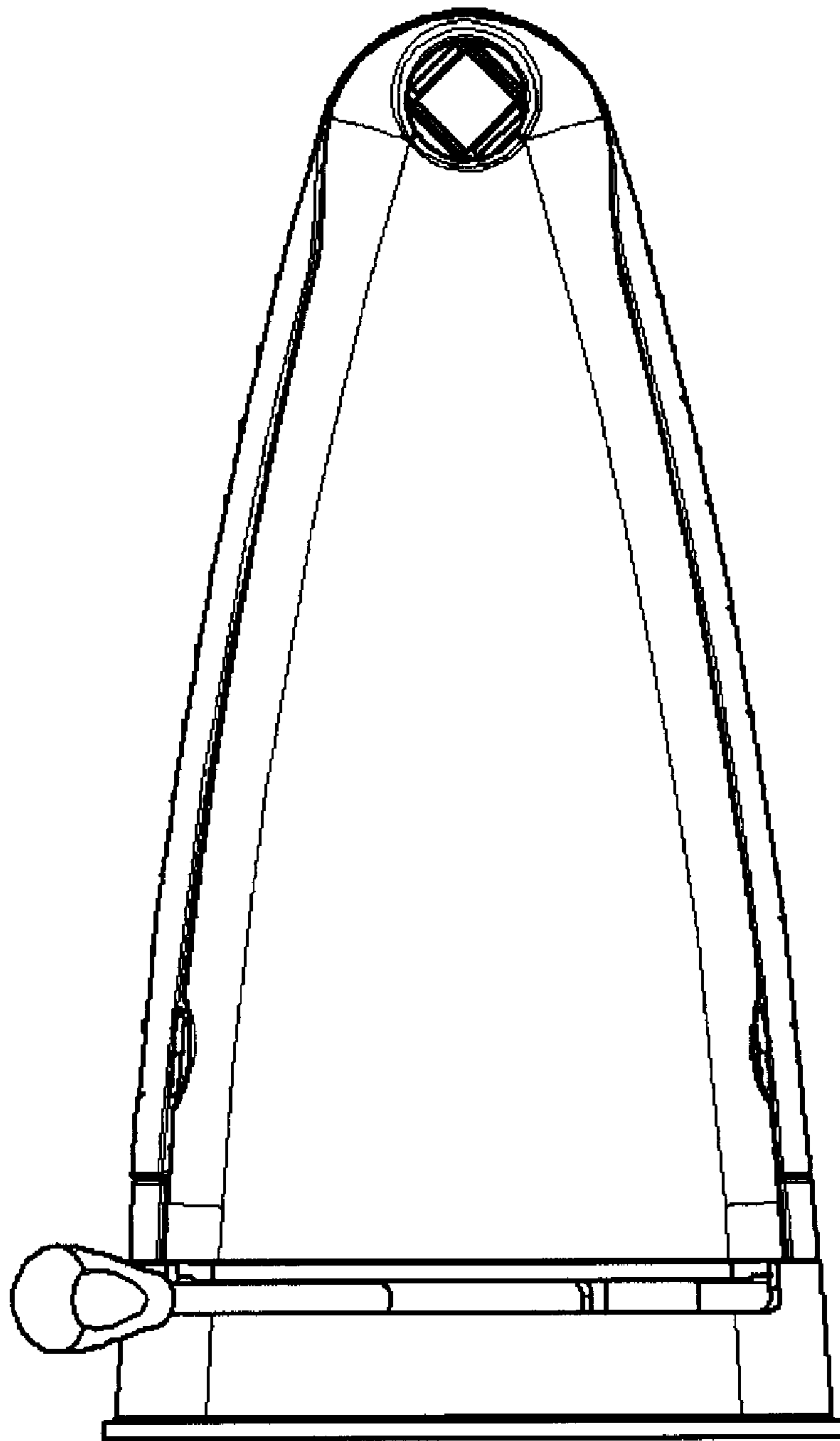


FIG. 4

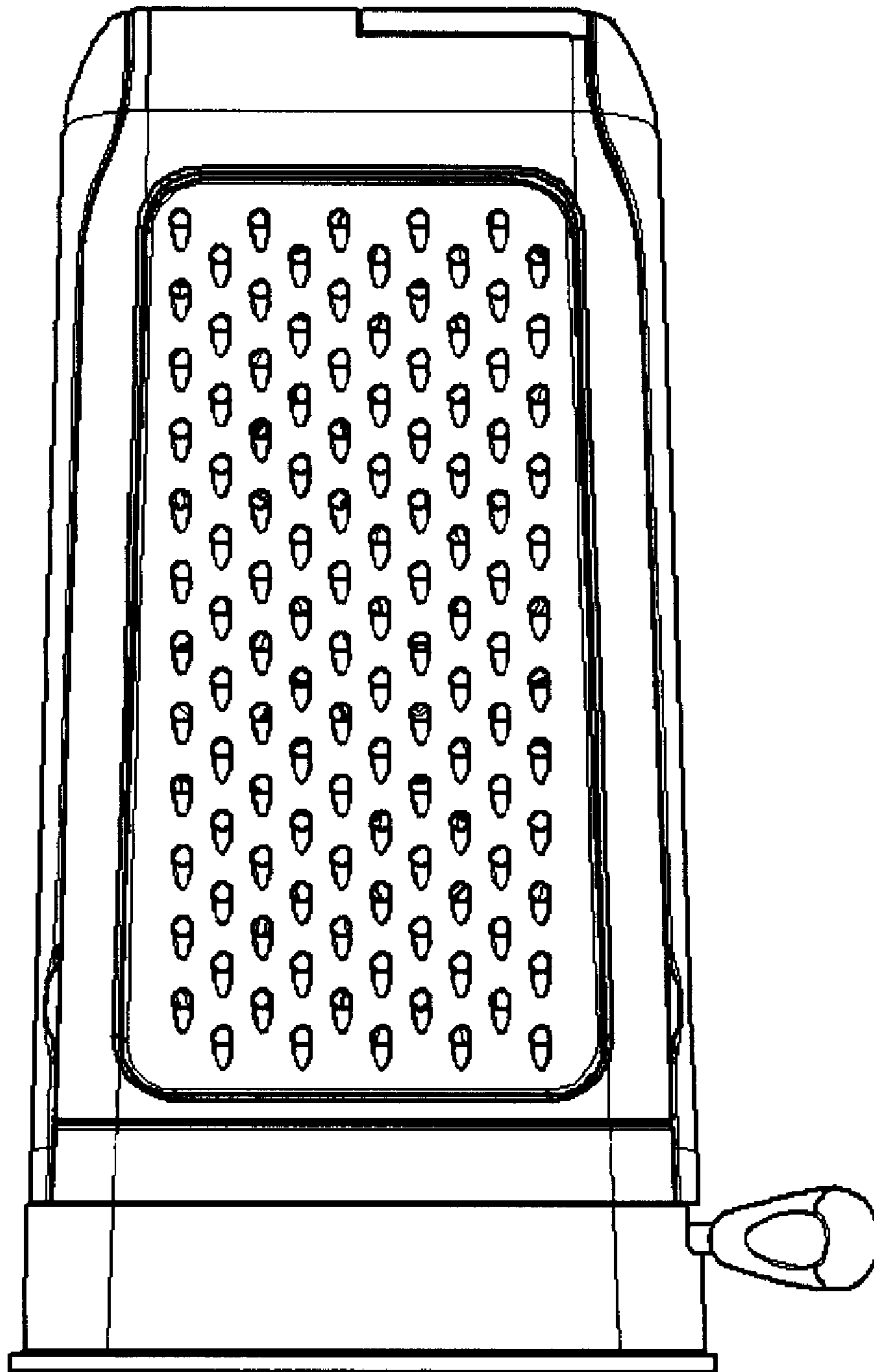


FIG. 5

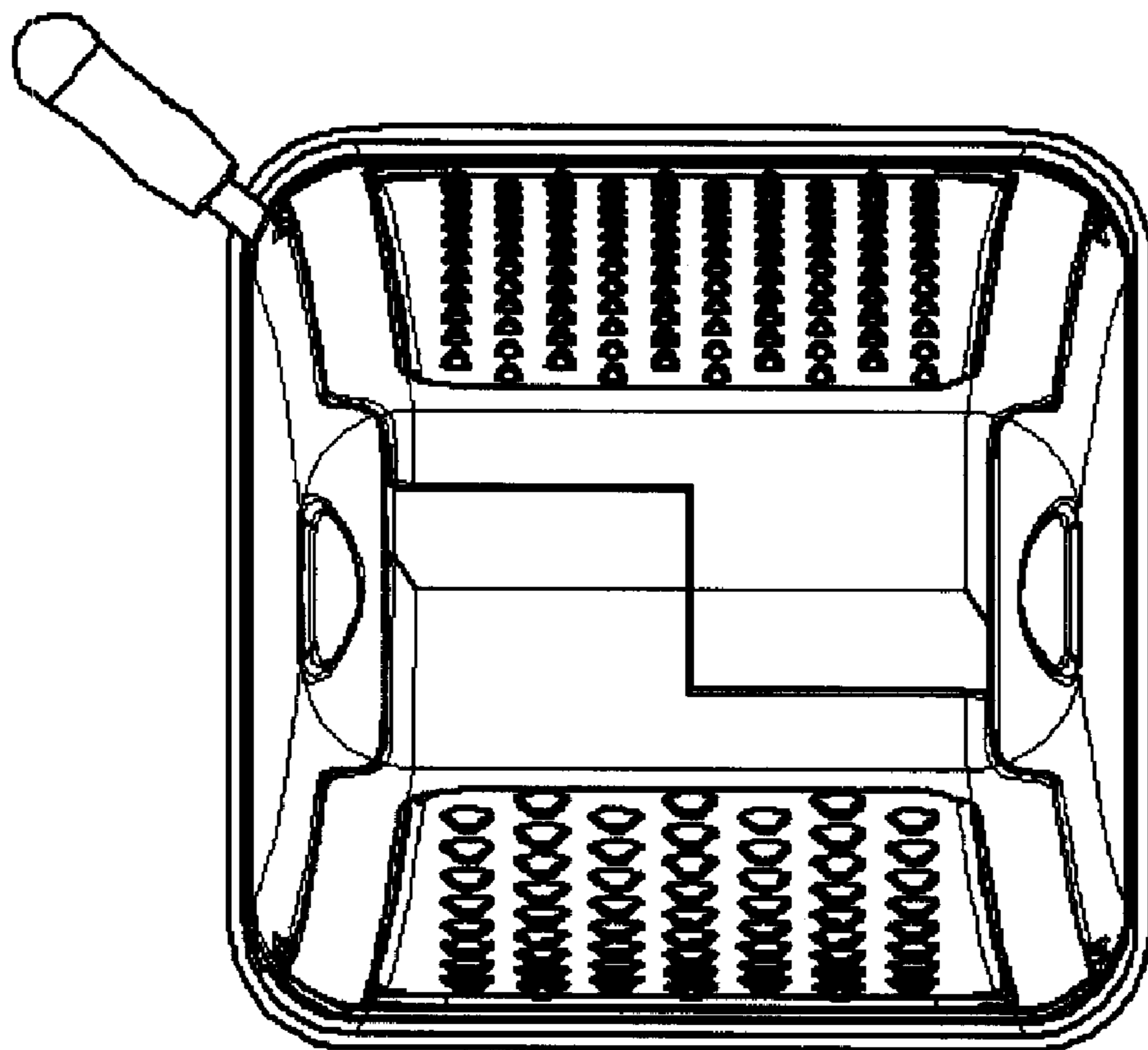


FIG. 6



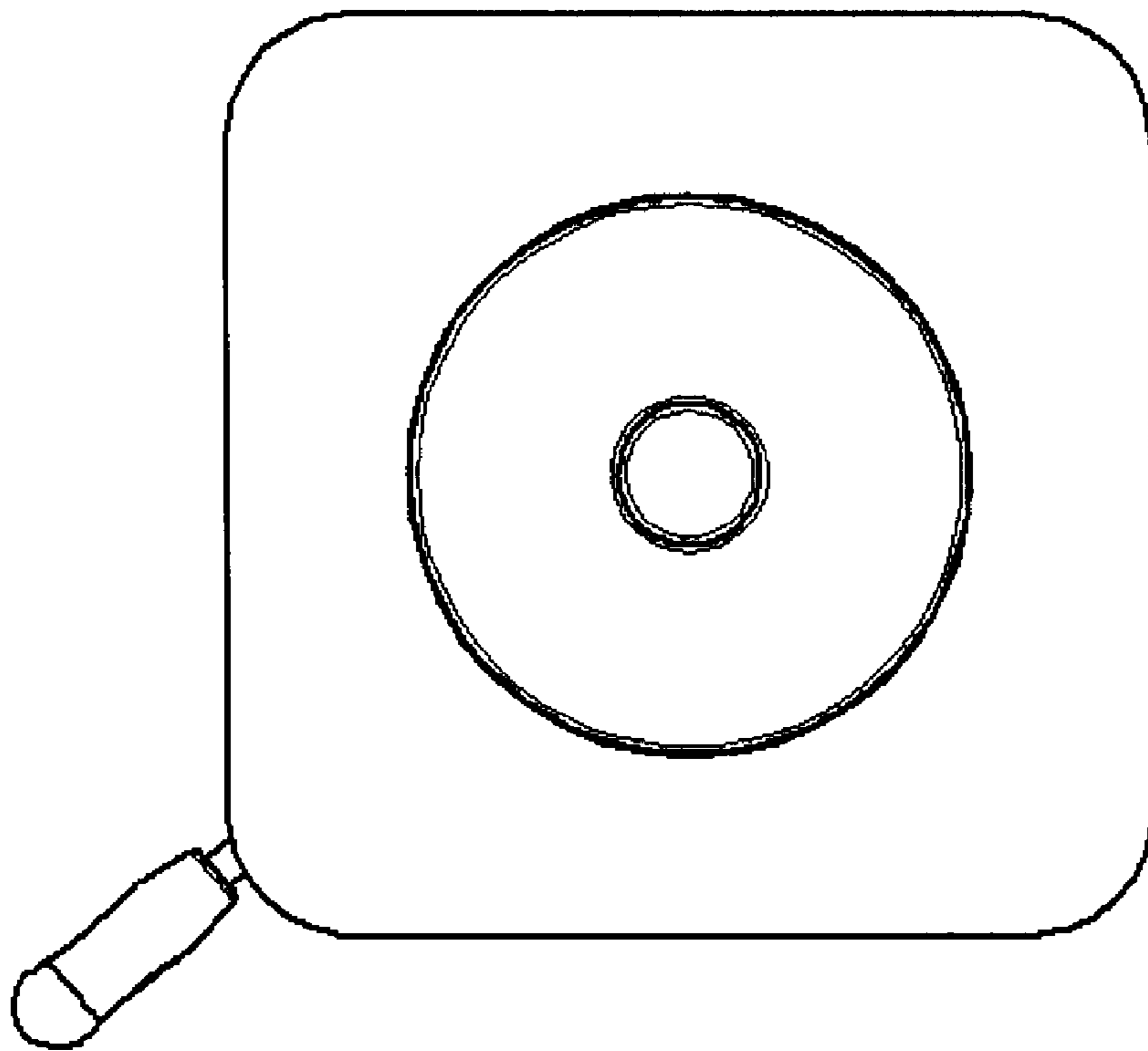


FIG. 7