



US00D530980S

(12) **United States Design Patent** (10) **Patent No.:** **US D530,980 S**  
**Zerillo et al.** (45) **Date of Patent:** **\*\* Oct. 31, 2006**

(54) **MUG**  
(75) Inventors: **Peter J. Zerillo**, Chicago, IL (US);  
**Michael S. Joss**, Chicago, IL (US);  
**Mikaule K. Kwon**, Wheeling, IL (US)  
(73) Assignee: **Thermos L.L.C.**, Rolling Meadows, IL (US)  
(\*\*) Term: **14 Years**  
(21) Appl. No.: **29/217,328**  
(22) Filed: **Nov. 16, 2004**  
(51) **LOC (8) Cl.** ..... **07-01**  
(52) **U.S. Cl.** ..... **D7/509; D7/523; D7/510**  
(58) **Field of Classification Search** ..... D7/510,  
D7/511, 509, 523, 533, 536; D9/503, 502,  
D9/539, 530, 549, 689, 504, 446, 445, 429;  
220/212, 729, 705, 703, 708, 712, 711, 592.16,  
220/592.17; 215/395, 388, 12.1, 383, 387;  
D34/4; 229/400, 403, 405, 406  
See application file for complete search history.

D460,324 S \* 7/2002 Norris et al. .... D7/533  
D467,124 S \* 12/2002 Janky ..... D7/533  
D469,658 S \* 2/2003 Norris et al. .... D7/523  
D472,100 S \* 3/2003 Gullickson et al. .... D7/510  
D472,425 S \* 4/2003 Hurlbut et al. .... D7/510  
D479,671 S \* 9/2003 Gluck ..... D7/533  
D480,918 S \* 10/2003 Belton et al. .... D7/533  
D482,933 S \* 12/2003 Norris et al. .... D7/533  
D483,226 S \* 12/2003 Belton et al. .... D7/533  
D483,615 S \* 12/2003 Norris et al. .... D7/533  
D486,997 S \* 2/2004 Janky ..... D7/531  
D489,574 S \* 5/2004 Copeland ..... D7/536  
D493,068 S \* 7/2004 Slater et al. .... D7/510  
6,758,363 B1 \* 7/2004 Stokes ..... 220/592.15  
D494,011 S \* 8/2004 Janky et al. .... D7/533  
D502,844 S \* 3/2005 Rohe ..... D7/510  
D503,072 S \* 3/2005 Norris et al. .... D7/532  
D503,074 S \* 3/2005 Norris et al. .... D7/532  
D507,458 S \* 7/2005 Allen et al. .... D7/532  
D511,653 S \* 11/2005 Oas ..... D7/507  
D512,269 S \* 12/2005 Trombly ..... D7/510  
D513,916 S \* 1/2006 Namee ..... D7/300.1  
D518,333 S \* 4/2006 Gluck ..... D7/523

\* cited by examiner

*Primary Examiner*—M. N. Pandozzi  
(74) *Attorney, Agent, or Firm*—Wood, Phillips, Katz, Clark & Mortimer

(56) **References Cited**

**U.S. PATENT DOCUMENTS**

5,531,353 A \* 7/1996 Ward et al. .... 220/729  
5,642,831 A \* 7/1997 Lynd ..... 220/8  
D386,948 S \* 12/1997 Wissinger ..... D7/533  
D398,187 S \* 9/1998 Parker ..... D7/510  
5,918,761 A \* 7/1999 Wissinger ..... 220/713  
D417,365 S \* 12/1999 Huang ..... D7/511  
D424,878 S \* 5/2000 Freed ..... D7/533  
D425,758 S \* 5/2000 Freed ..... D7/533  
D426,109 S \* 6/2000 Freed ..... D7/533  
D427,853 S \* 7/2000 Kohlhase ..... D7/510  
D428,306 S \* 7/2000 Lee ..... D7/510  
D428,769 S \* 8/2000 Mensch et al. .... D7/533  
D429,959 S \* 8/2000 Otake ..... D7/510  
D431,159 S \* 9/2000 Otake ..... D7/510  
D433,796 S \* 11/2000 Zack ..... D3/303  
D433,877 S \* 11/2000 Bickert et al. .... D7/536  
6,237,801 B1 \* 5/2001 Liu ..... 220/592.17  
D444,673 S \* 7/2001 Lin ..... D7/510  
D457,395 S \* 5/2002 Gluck ..... D7/510  
6,409,038 B1 \* 6/2002 Karp ..... 220/212

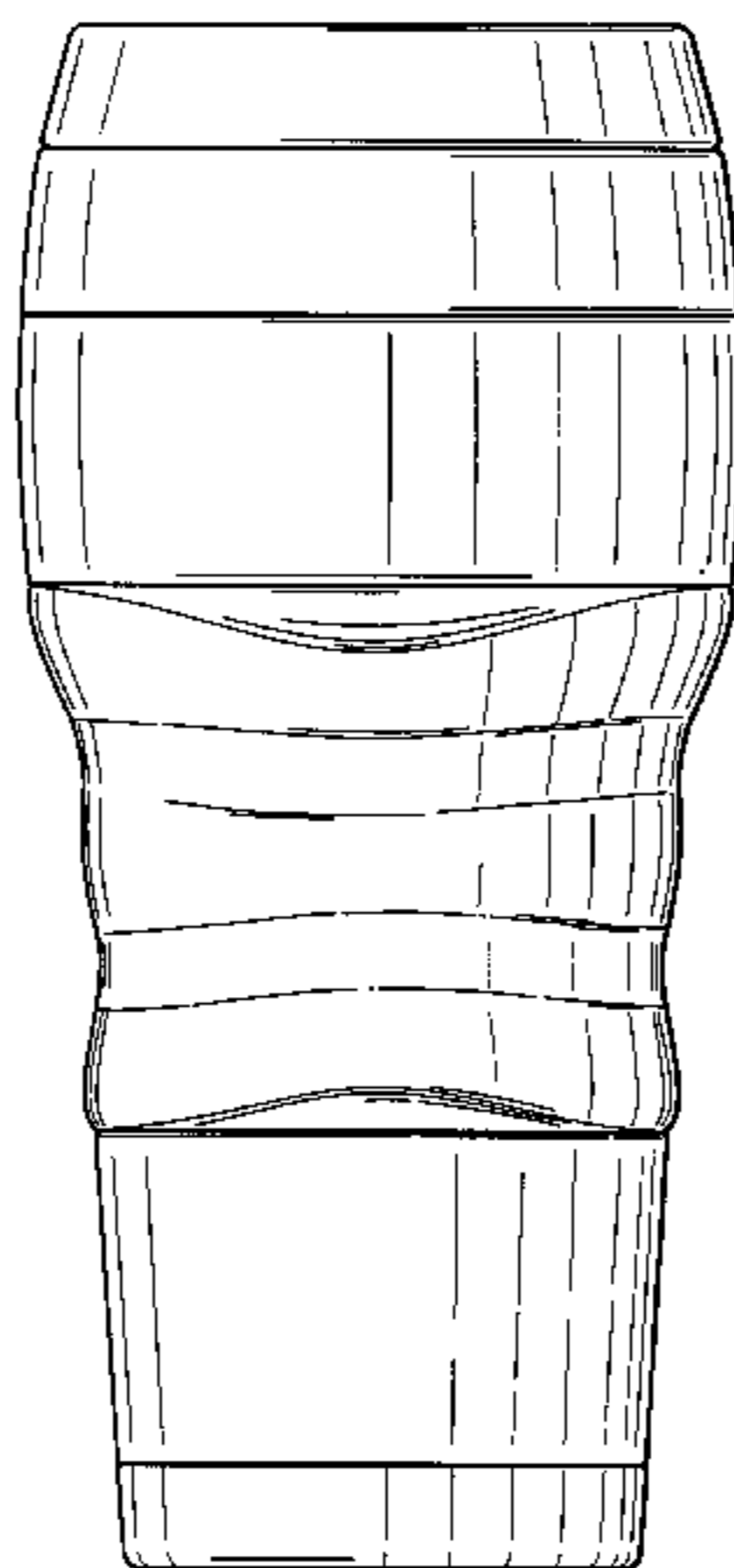
(57) **CLAIM**

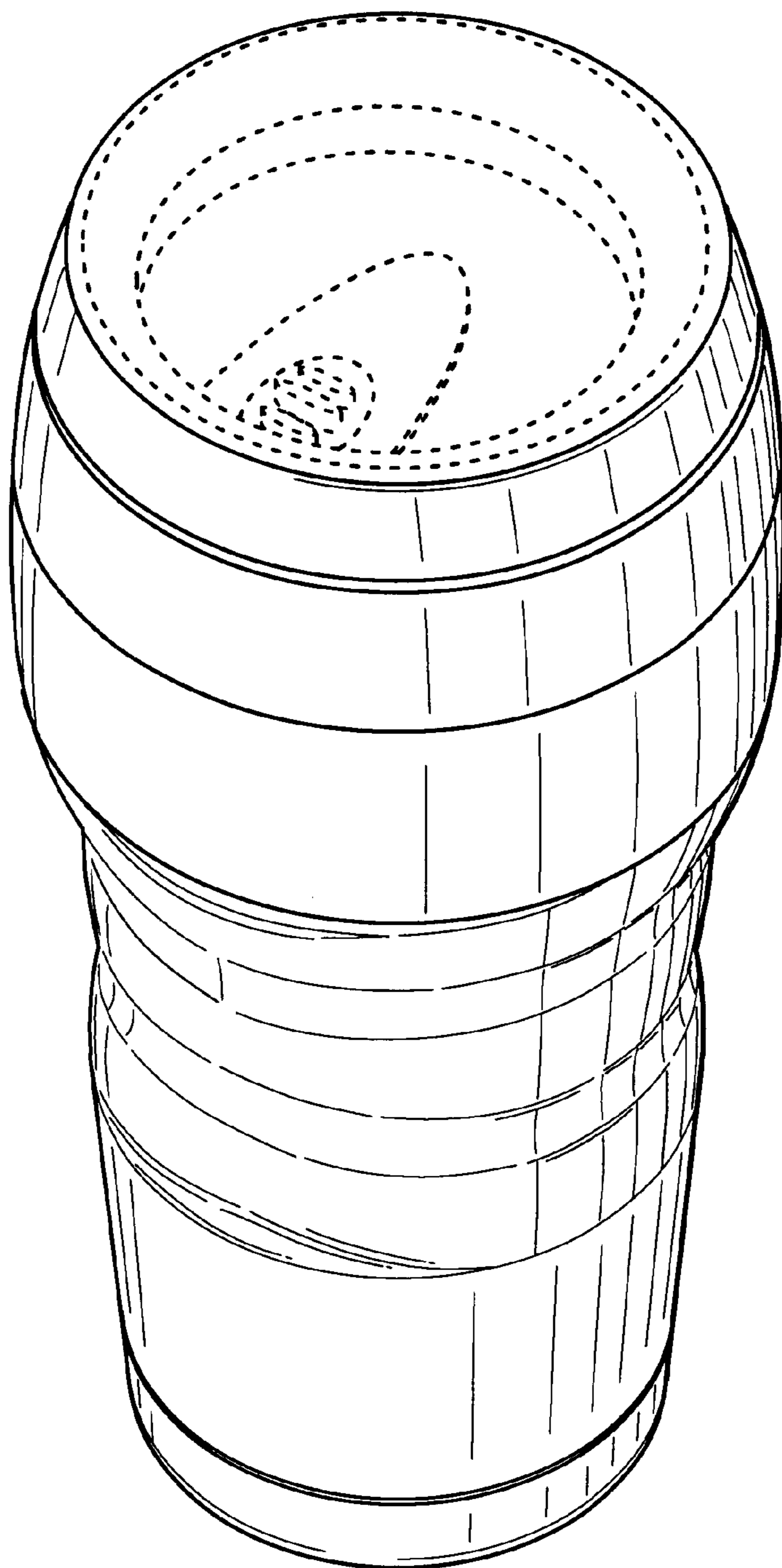
The ornamental design of a mug, as shown and described.

**DESCRIPTION**

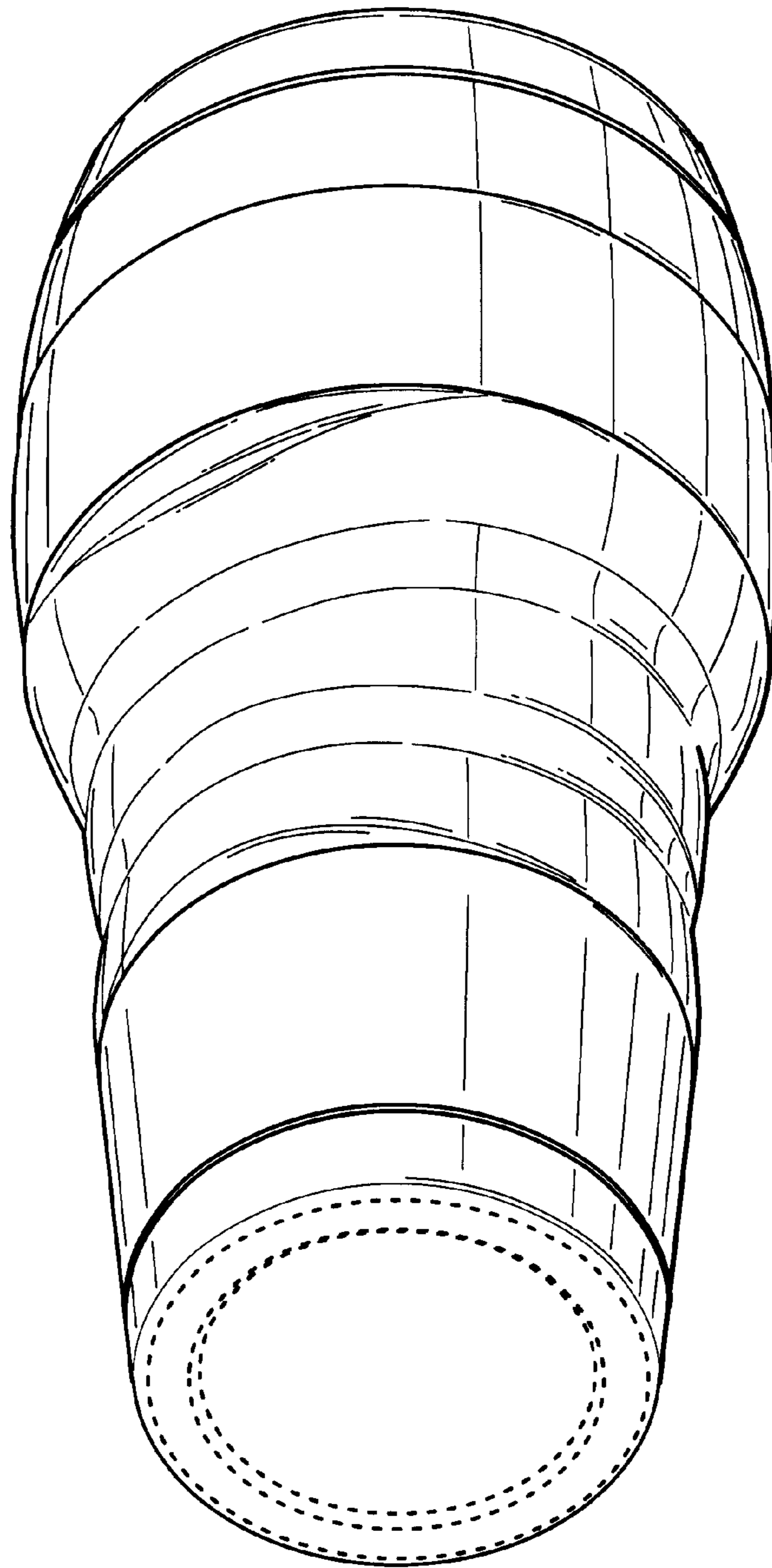
FIG. 1 is a perspective view of the mug design taken from above;  
FIG. 2 is a perspective view of the mug design taken from below;  
FIG. 3 is a right side elevation view of the mug design, with the left side elevation view being the same as FIG. 3;  
FIG. 4 is a front view of the mug design, with the back view being the same as FIG. 4;  
FIG. 5 is a top view of the mug design; and,  
FIG. 6 is a bottom view of the mug design.  
The broken lines in the drawings are for illustrative purposes only and form no part of the claimed design.

**1 Claim, 4 Drawing Sheets**

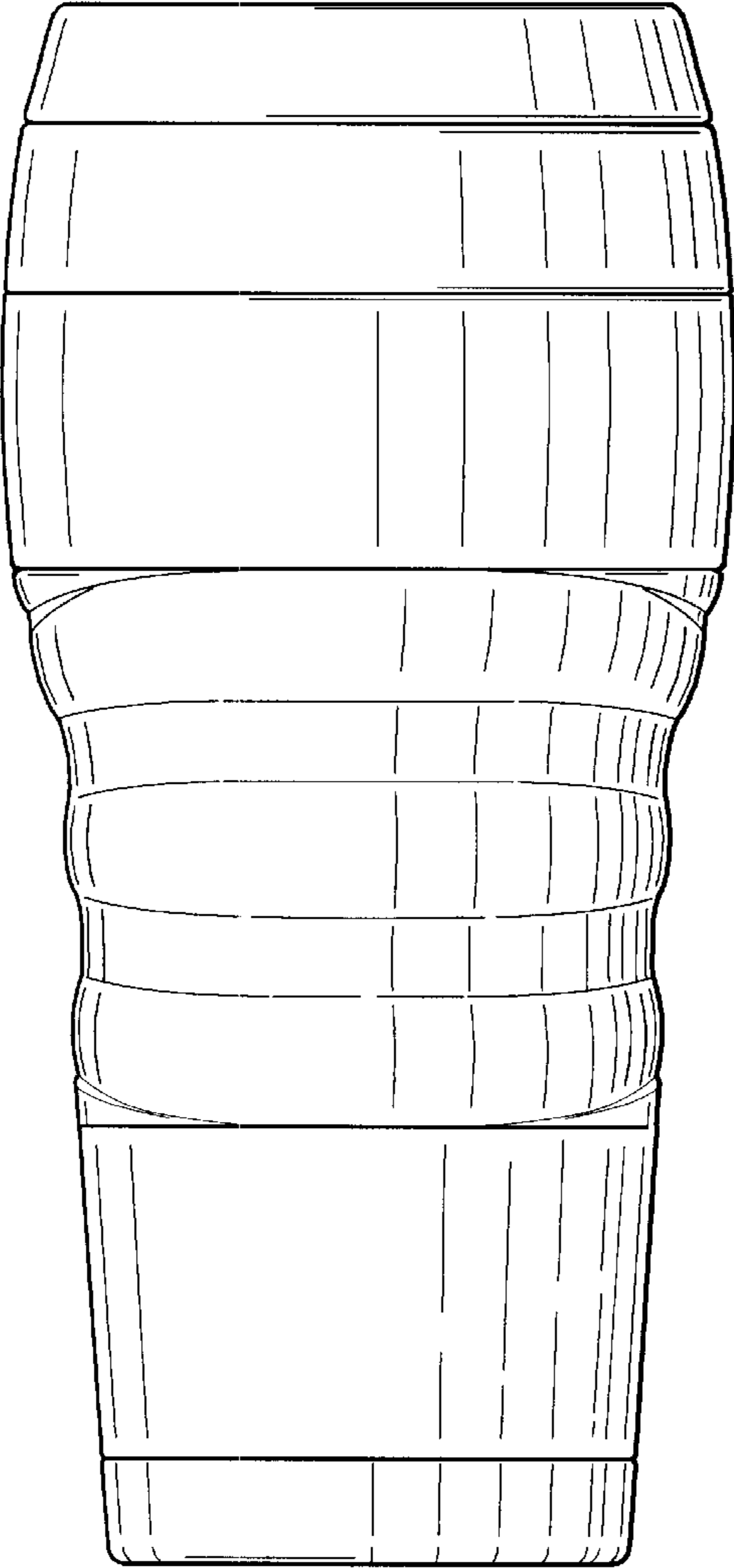




*Fig. 1*

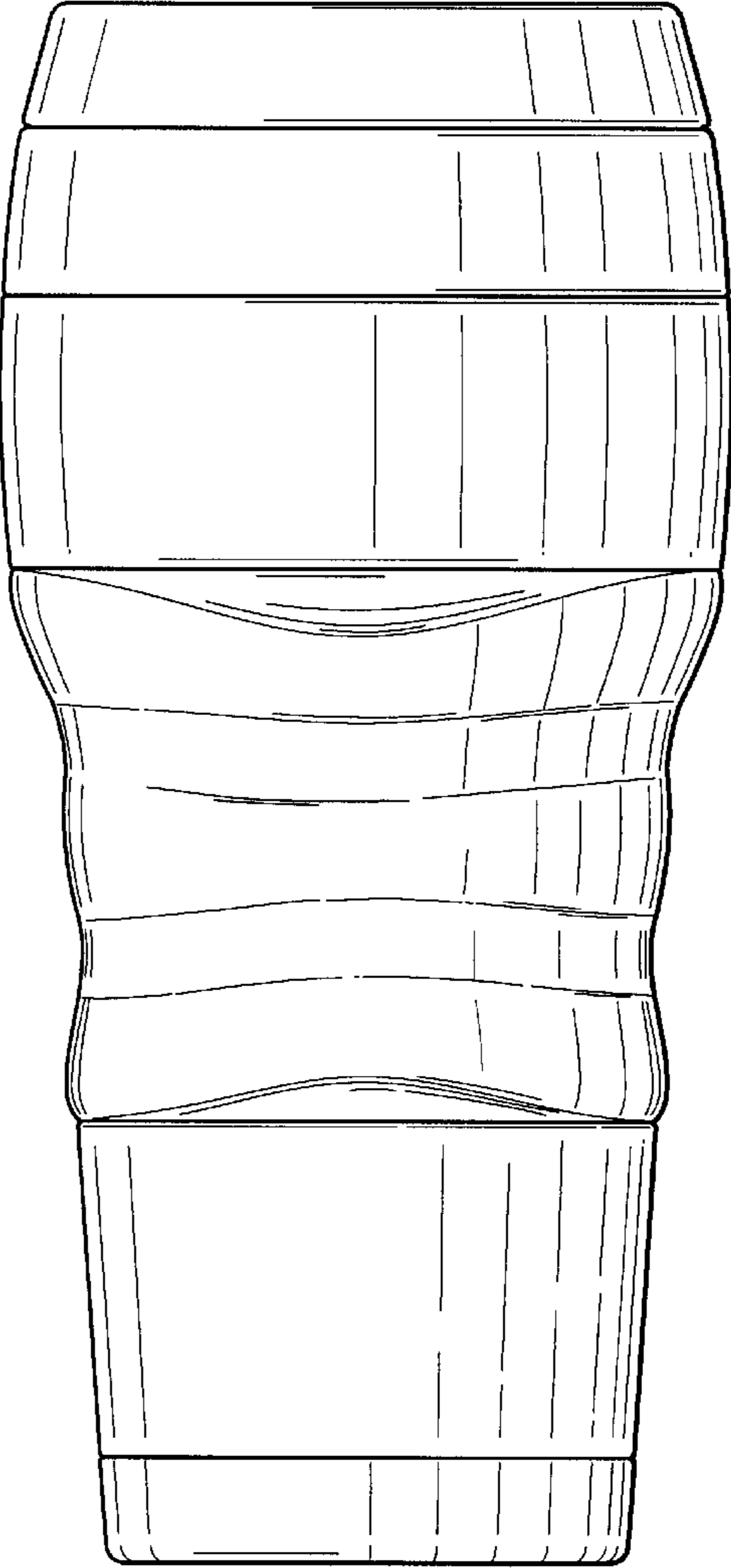


*Fig. 2*

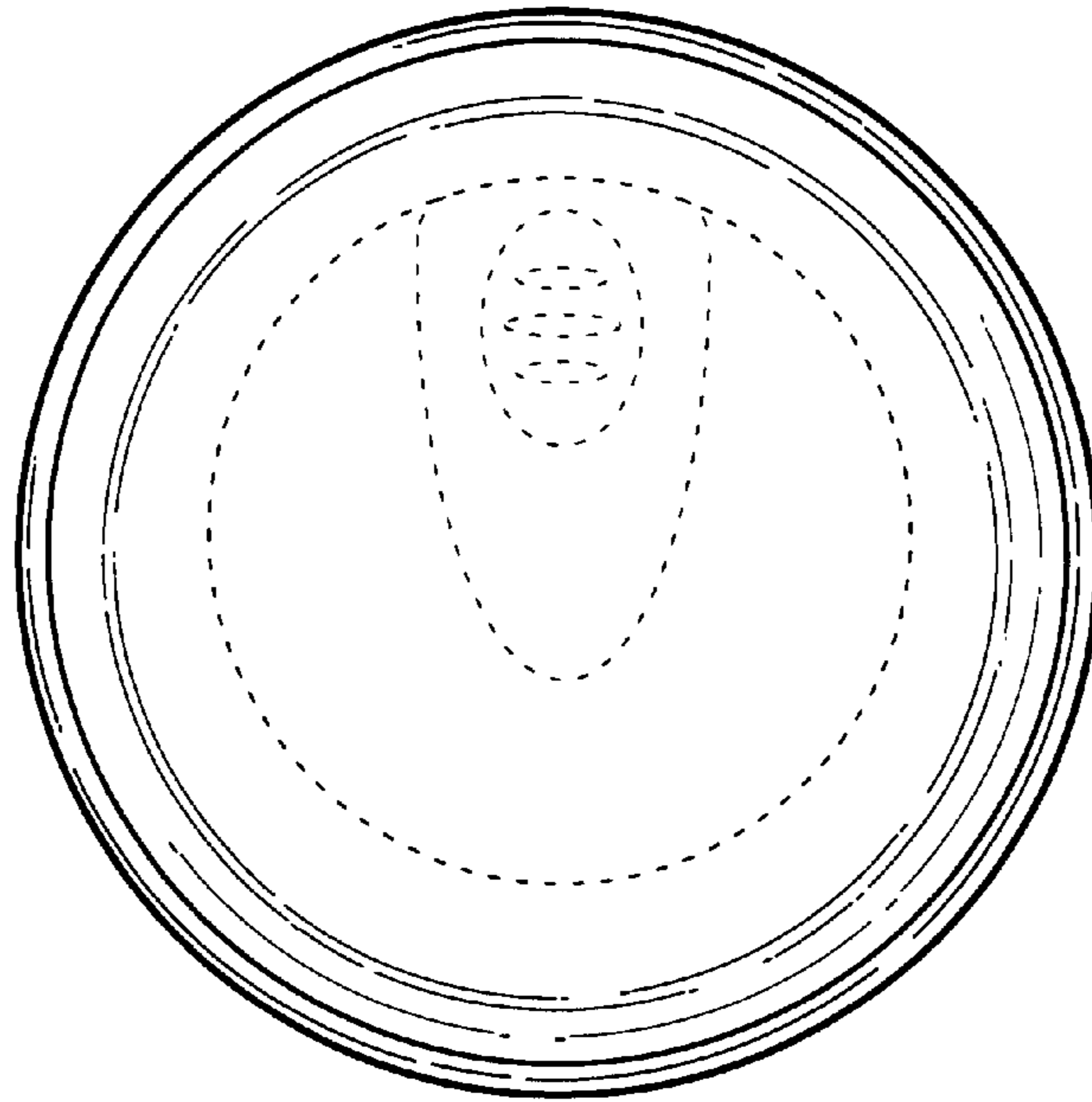


*Fig. 3*

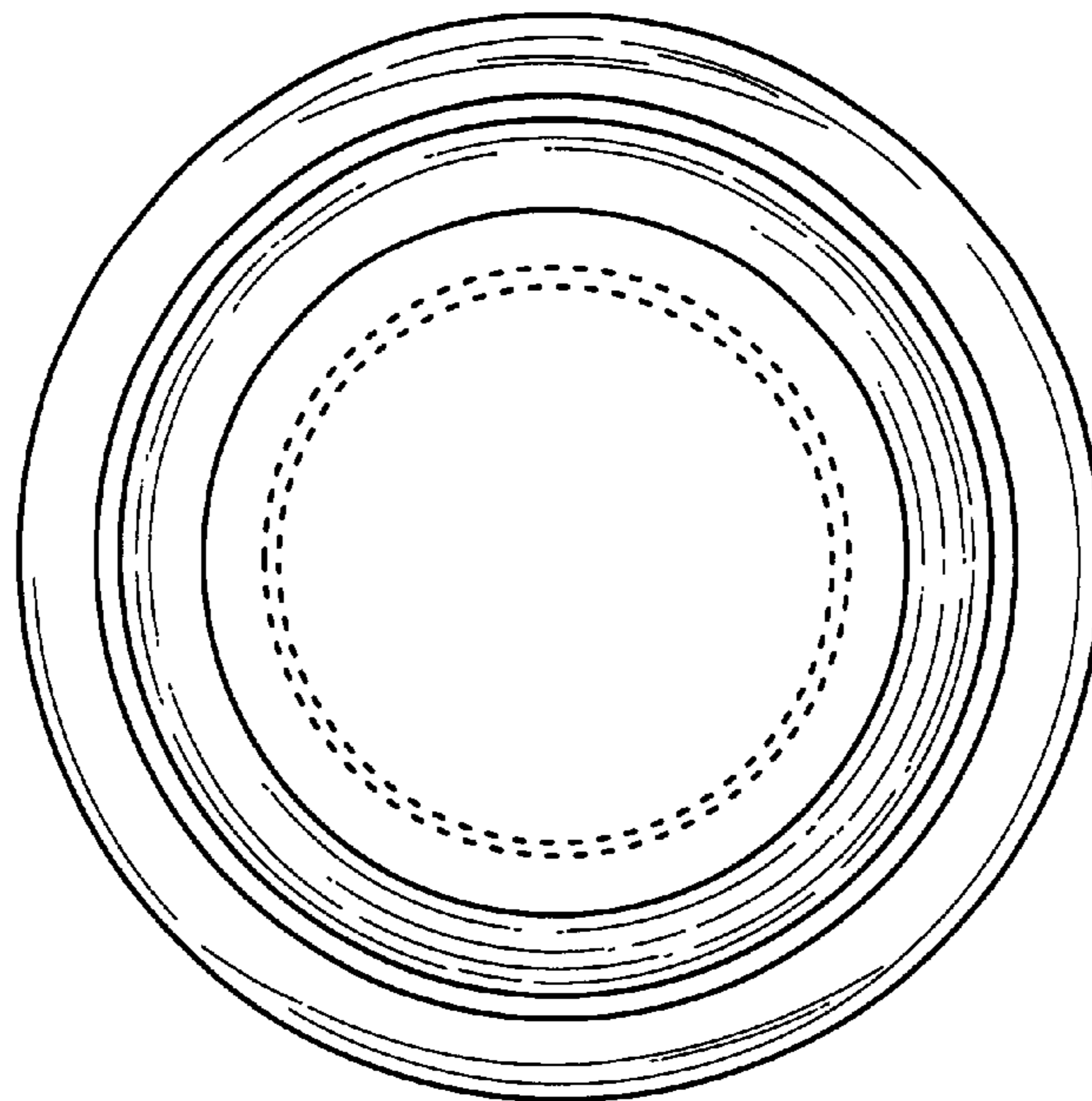
*Fig. 4*







*Fig. 5*



*Fig. 6*