



US00D530952S

(12) **United States Design Patent**
Lord

(10) **Patent No.:** **US D530,952 S**

(45) **Date of Patent:** **** Oct. 31, 2006**

(54) **SOAP DISPENSER**

(75) Inventor: **Judd Lord**, Carmel, IN (US)

(73) Assignee: **Masco Corporation of Indiana**,
Indianapolis, IN (US)

(**) Term: **14 Years**

(21) Appl. No.: **29/222,771**

(22) Filed: **Feb. 3, 2005**

(51) **LOC (8) Cl.** **23-02**

(52) **U.S. Cl.** **D6/542**

(58) **Field of Classification Search** D6/542-545;
221/282; 222/14, 173, 146.3, 628, 251, 181.1,
222/181.3; D9/682, 688, 690, 691, 448, 449
See application file for complete search history.

(56) **References Cited**

U.S. PATENT DOCUMENTS

D106,053 S	*	9/1937	Maguire	D6/542
D332,739 S	*	1/1993	Petschek	D9/688
D375,643 S	*	11/1996	Copeland et al.	D6/542
D396,590 S	*	8/1998	Warshawsky	D6/542

D416,154 S	*	11/1999	Diehl	D6/542
D426,093 S	*	6/2000	Cayouette	D6/542
D438,041 S	*	2/2001	Huang	D6/542
D486,335 S	*	2/2004	Sonneman	D6/542

* cited by examiner

Primary Examiner—Brian N Vinson

(74) *Attorney, Agent, or Firm*—Kwadjo Adusei-Poku;
Lloyd D. Doigan


(57) **CLAIM**

The ornamental design for a soap dispenser, as shown and described.

DESCRIPTION

FIG. 1 is a front perspective view of a soap dispenser showing my design;
FIG. 2 is a front elevational view thereof;
FIG. 3 is a rear elevational view thereof;
FIG. 4 is a right side elevational view, the left side elevational view being a mirror image thereof;
FIG. 5 is a top plan view thereof; and,
FIG. 6 is a rear perspective view thereof.

1 Claim, 6 Drawing Sheets






FIG. 1

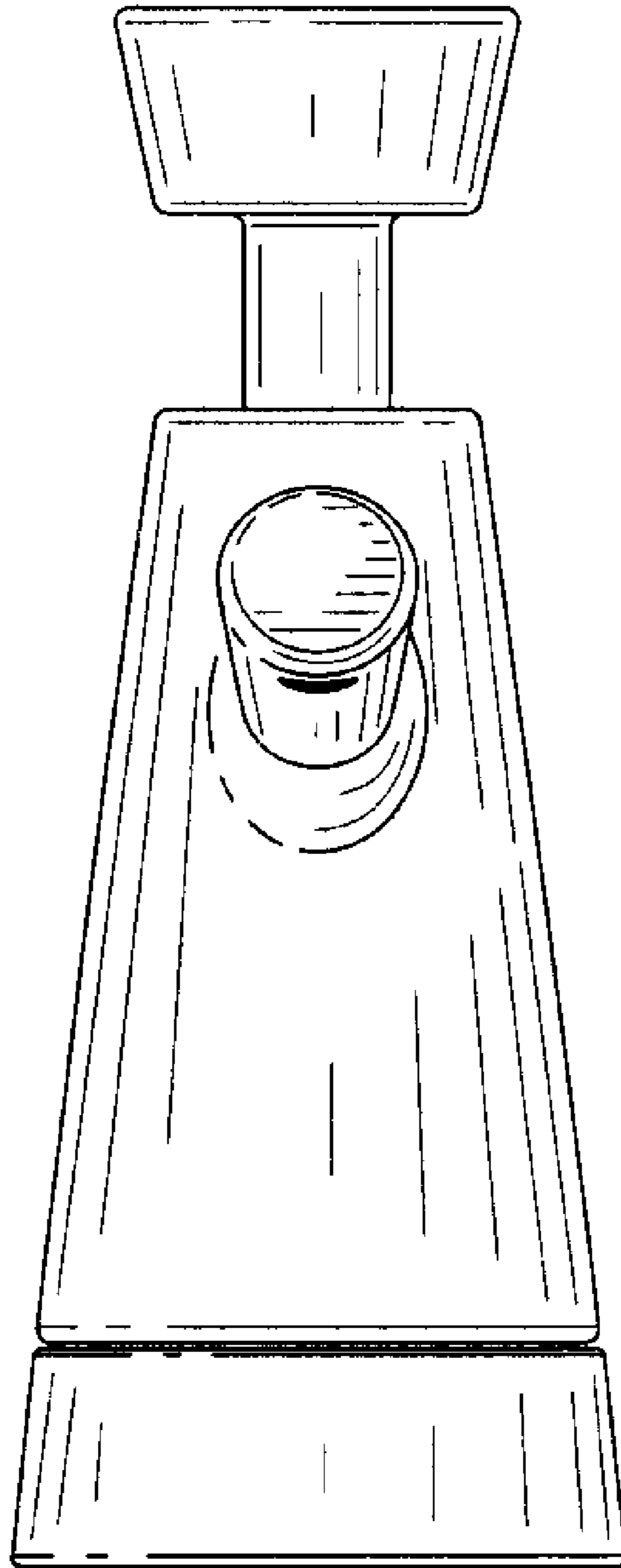


FIG. 2

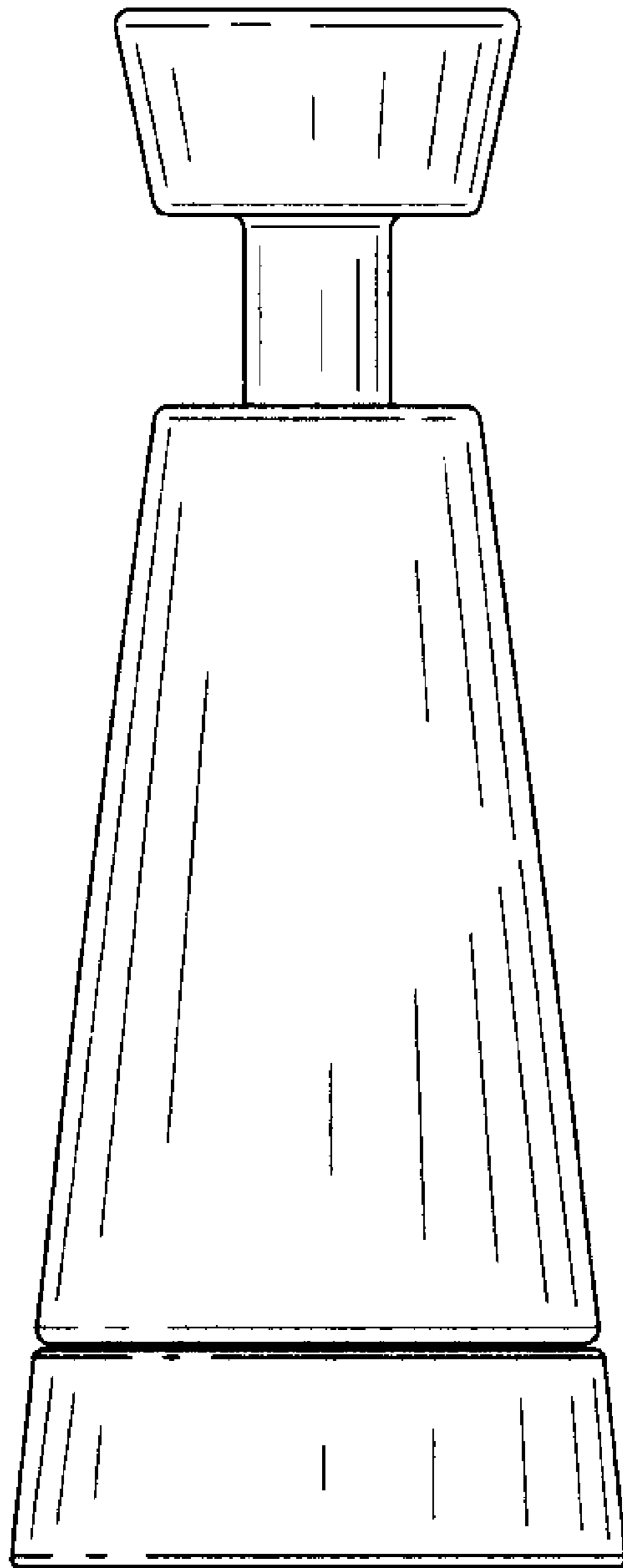


FIG. 3




FIG. 4

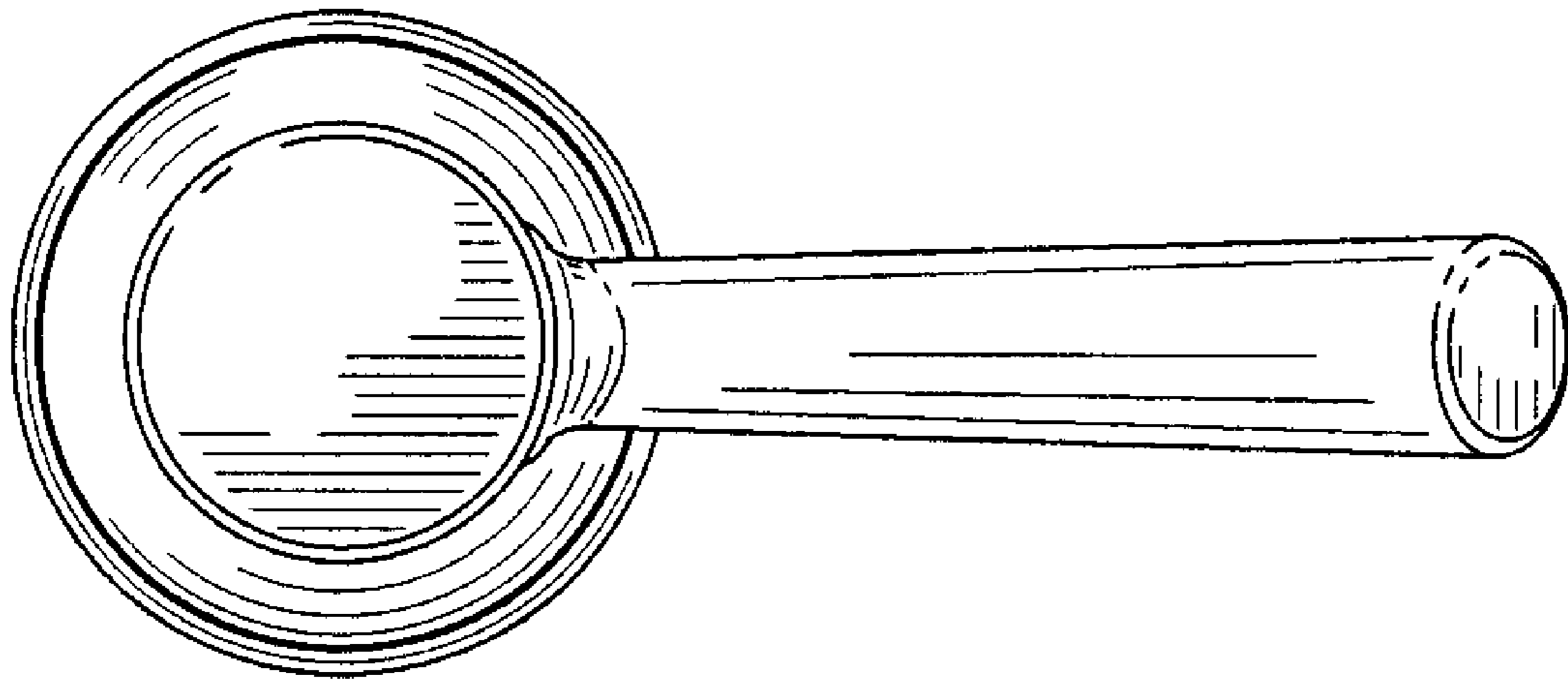


FIG. 5

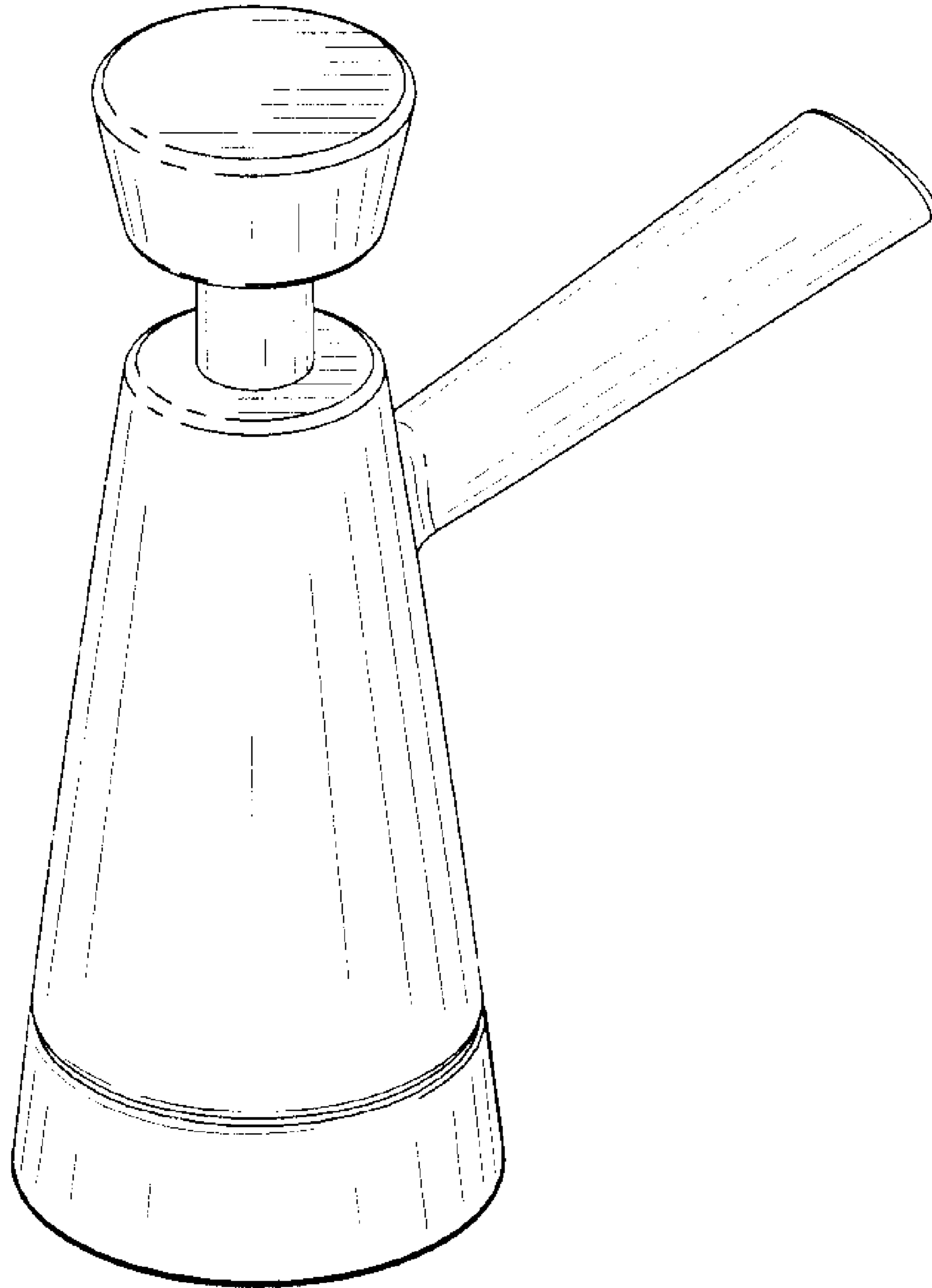


FIG. 6