



US00D530937S

(12) **United States Design Patent**  
**Barrett**

(10) **Patent No.:** **US D530,937 S**

(45) **Date of Patent:** **\*\* Oct. 31, 2006**

(54) **SEAT**

(75) Inventor: **Shawn Barrett**, Libertyville, IL (US)

(73) Assignee: **Brunswick Bowling & Billiards Corporation**, Lake Forest, IL (US)

(\*\*) Term: **14 Years**

(21) Appl. No.: **29/232,953**

(22) Filed: **Jun. 24, 2005**

(51) **LOC (8) Cl.** ..... **06-01**

(52) **U.S. Cl.** ..... **D6/381**

(58) **Field of Classification Search** ..... D6/332,  
D6/335-337, 340, 349, 355, 352-353, 369-370,  
D6/381, 495, 499-502, 357; 5/12.1; 108/118,  
108/119, 137; 297/16.1-16.2, 451.9, 452.11,  
297/452.63, 217.1, 31, 175, 423.1, 423.16,  
297/461, 232

See application file for complete search history.

(56) **References Cited**

**U.S. PATENT DOCUMENTS**

|             |   |         |                 |       |         |
|-------------|---|---------|-----------------|-------|---------|
| D39,265 S   | * | 4/1908  | Holtclaw        | ..... | D6/357  |
| D57,644 S   | * | 4/1921  | Haase           | ..... | D6/357  |
| D92,012 S   | * | 4/1934  | McGowen         | ..... | D6/347  |
| D106,242 S  | * | 9/1937  | Salomon         | ..... | D6/357  |
| D127,925 S  | * | 6/1941  | Scott           | ..... | D6/357  |
| D134,662 S  | * | 12/1942 | Mastrangelo     | ..... | D6/357  |
| D136,271 S  | * | 8/1943  | Mastrangelo     | ..... | D6/357  |
| D161,172 S  | * | 12/1950 | Greene          | ..... | D6/338  |
| D181,845 S  | * | 1/1958  | Frey            | ..... | D6/336  |
| D203,817 S  | * | 2/1966  | Burke           | ..... | D6/357  |
| D214,245 S  | * | 5/1969  | Sand            | ..... | D6/357  |
| D215,839 S  | * | 11/1969 | Wormser         | ..... | D6/357  |
| 4,131,314 A | * | 12/1978 | Knapp et al.    | ..... | 297/248 |
| D272,302 S  | * | 1/1984  | Connelly        | ..... | D6/337  |
| D365,237 S  |   | 12/1995 | Stirling et al. | ..... | D6/552  |
| D377,124 S  |   | 1/1997  | Stirling et al. | ..... | D6/397  |
| D424,317 S  | * | 5/2000  | Natuzzi et al.  | ..... | D6/381  |
| D427,788 S  | * | 7/2000  | Paul            | ..... | D6/336  |
| D427,802 S  |   | 7/2000  | Adler et al.    | ..... | D6/397  |
| D430,743 S  | * | 9/2000  | Pomeroy et al.  | ..... | D6/336  |

|              |   |         |                 |       |           |
|--------------|---|---------|-----------------|-------|-----------|
| D432,322 S   | * | 10/2000 | Mandell         | ..... | D6/336    |
| D440,420 S   | * | 4/2001  | Goldstein       | ..... | D6/370    |
| D443,425 S   | * | 6/2001  | Pomeroy et al.  | ..... | D6/344    |
| D464,492 S   | * | 10/2002 | Pomeroy et al.  | ..... | D6/336    |
| D465,671 S   | * | 11/2002 | Sheil et al.    | ..... | D6/381    |
| D466,708 S   | * | 12/2002 | Chau            | ..... | D6/370    |
| D478,427 S   |   | 8/2003  | Ford et al.     | ..... | D6/337    |
| D480,883 S   |   | 10/2003 | Williams et al. | ..... | D6/334    |
| D483,190 S   | * | 12/2003 | Richardson      | ..... | D6/336    |
| D484,709 S   | * | 1/2004  | Cronk et al.    | ..... | D6/336    |
| D485,086 S   | * | 1/2004  | Gomez           | ..... | D6/381    |
| D491,756 S   | * | 6/2004  | Nemeth          | ..... | D6/492    |
| D494,772 S   | * | 8/2004  | Kagan           | ..... | D6/381    |
| 6,848,741 B1 |   | 2/2005  | Ford et al.     | ..... | 297/157.1 |

**OTHER PUBLICATIONS**

“Brunswick Furniture—Innovations in Bowling Center Furniture,” 1 page, 2005.

“US Bowling Corporation New Designer Furniture Series,” 1 page, Jun. 24, 2005.

Photograph of Bowling Center Furniture, 1 page, 2002.

\* cited by examiner

*Primary Examiner*—Sandra S. Snapp

(74) *Attorney, Agent, or Firm*—Brinks Hofer Gilson & Lione

(57) **CLAIM**

The ornamental design for a seat, as shown and described.

**DESCRIPTION**

FIG. 1 is a front-right perspective view of a seat that incorporates my new design.

FIG. 2 is a top view thereof.

FIG. 3 is a front view thereof.

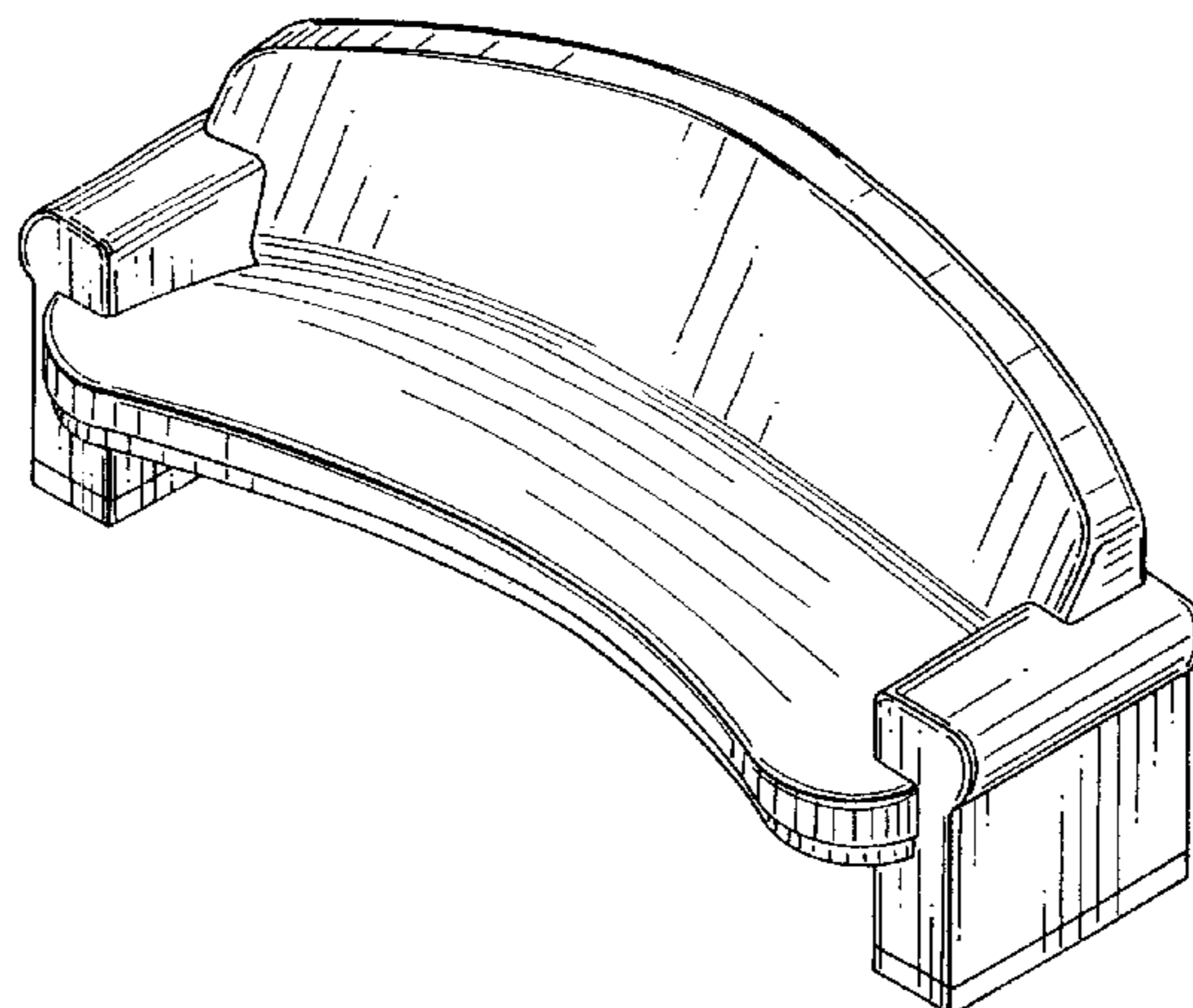
FIG. 4 is a rear view thereof.

FIG. 5 is a bottom view thereof; and,

FIG. 6 is a left-side view thereof. The right-side view is a mirror image of the left-side view.

The broken line showing of the seat feet is for illustrative purposes only and forms no part of the claimed design.

**1 Claim, 2 Drawing Sheets**



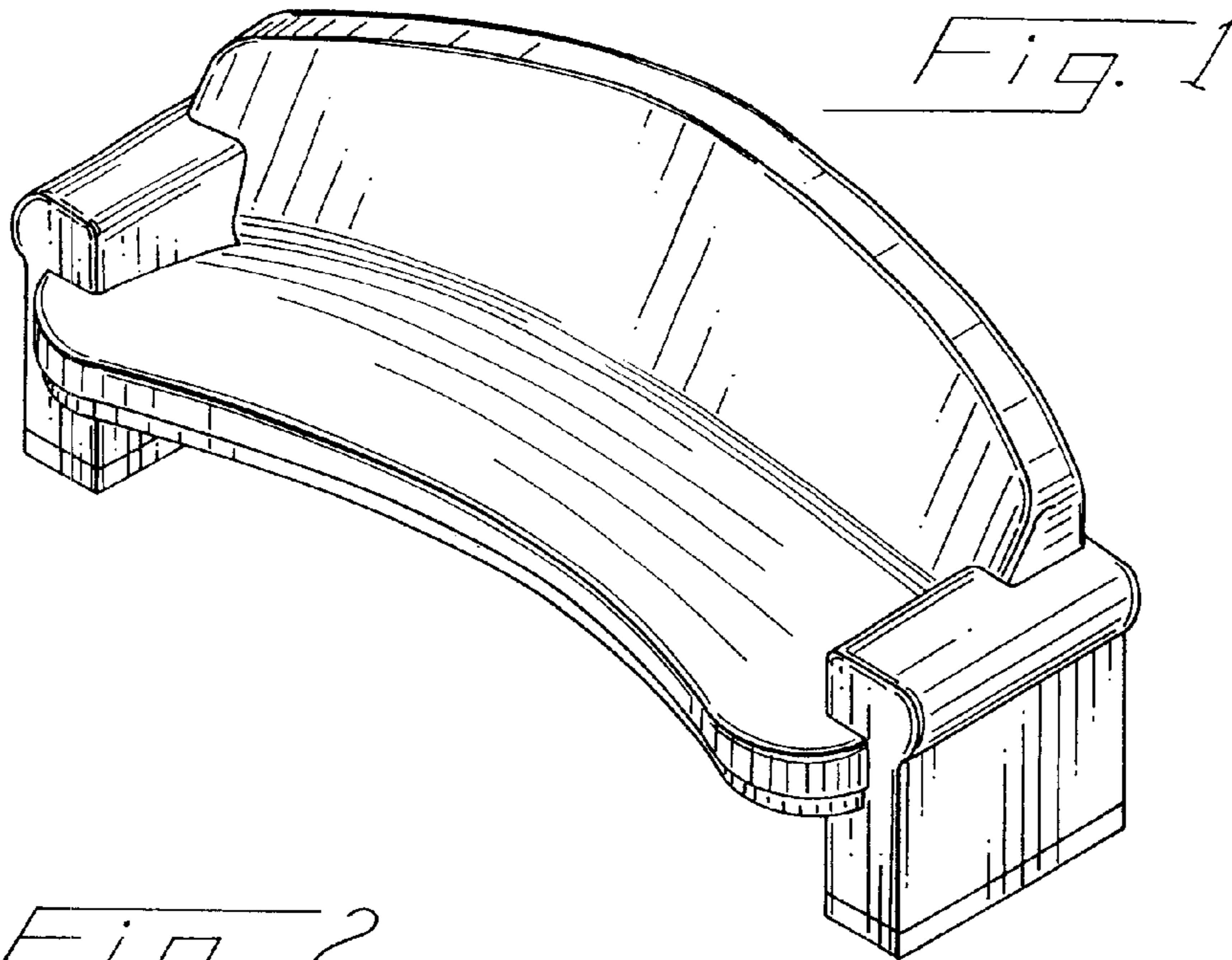
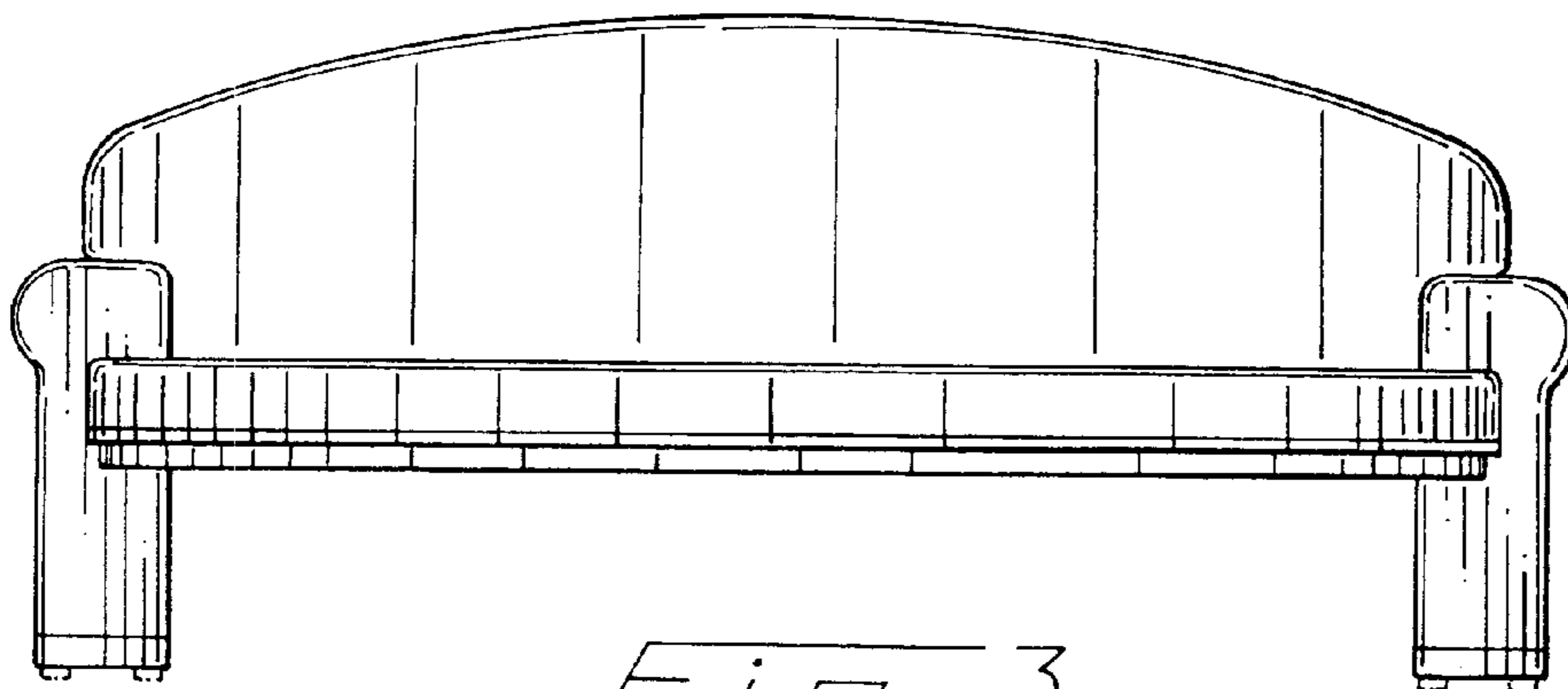
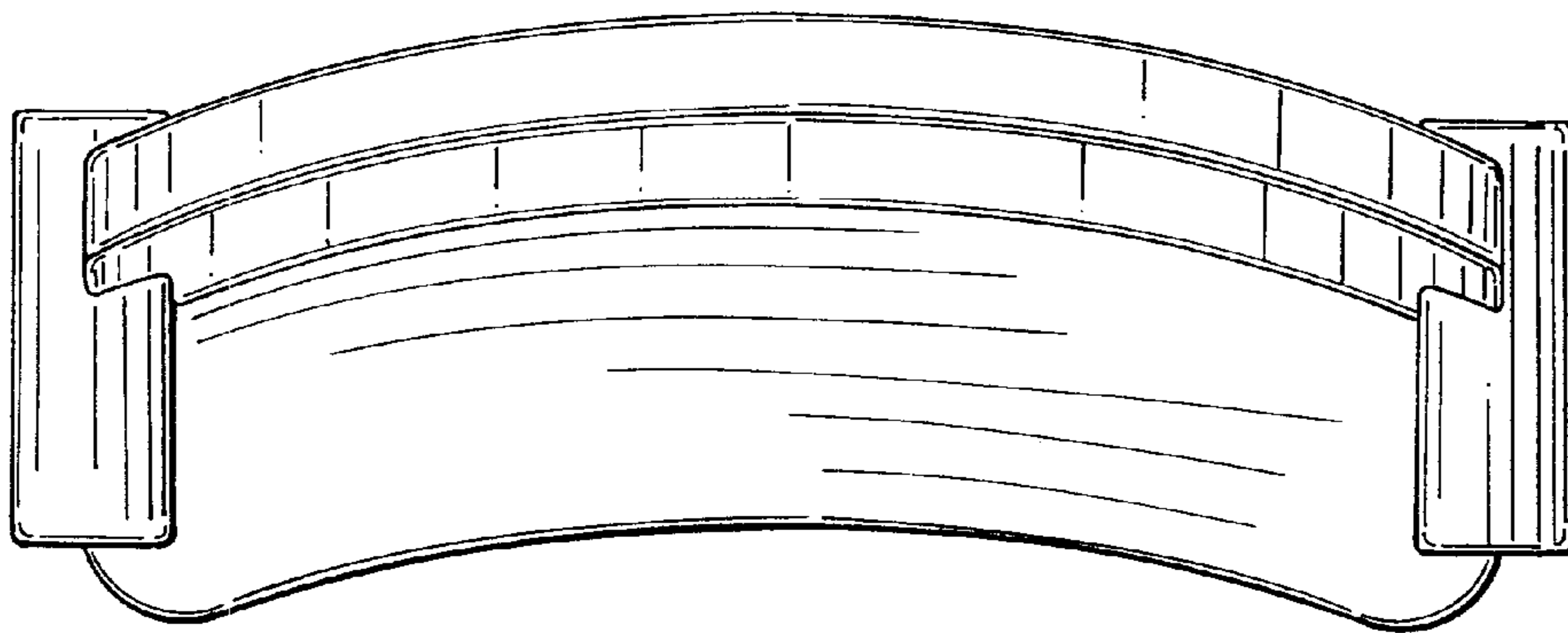


Fig. 2



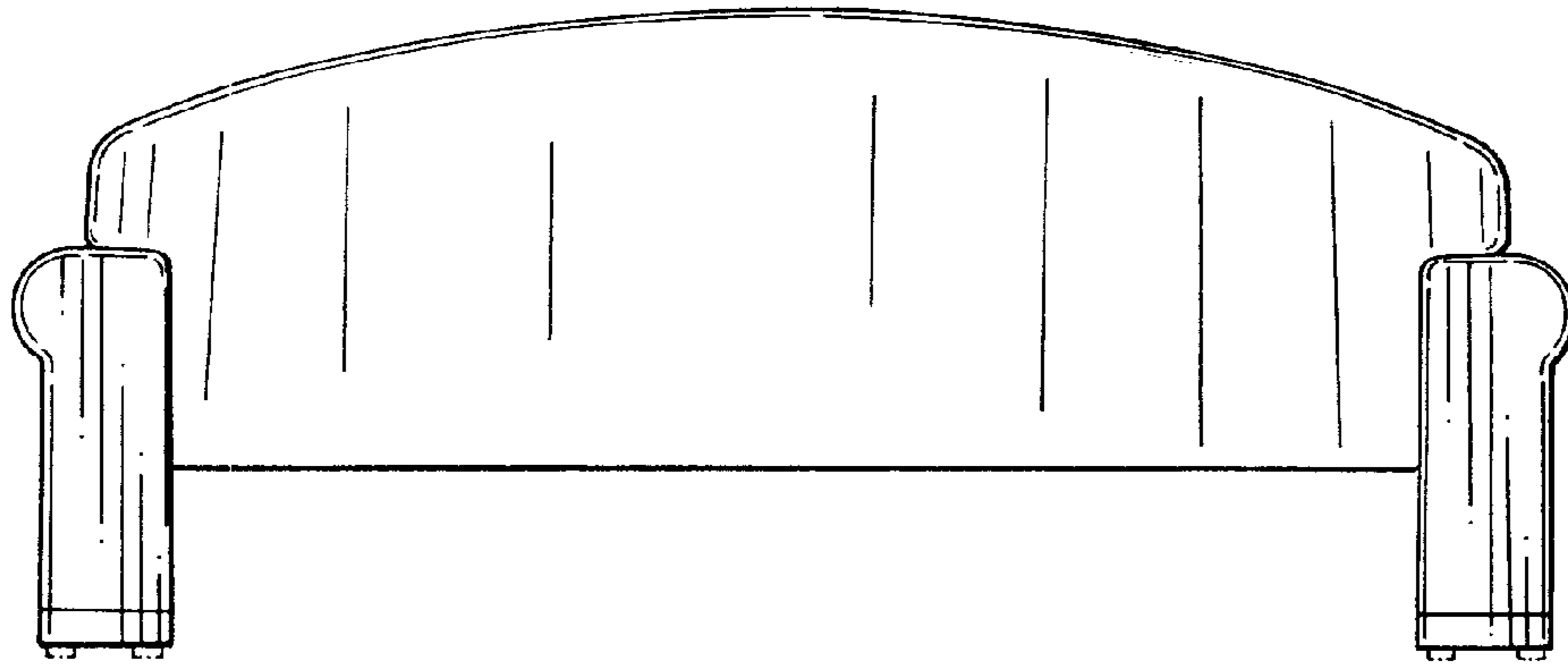


Fig. 4

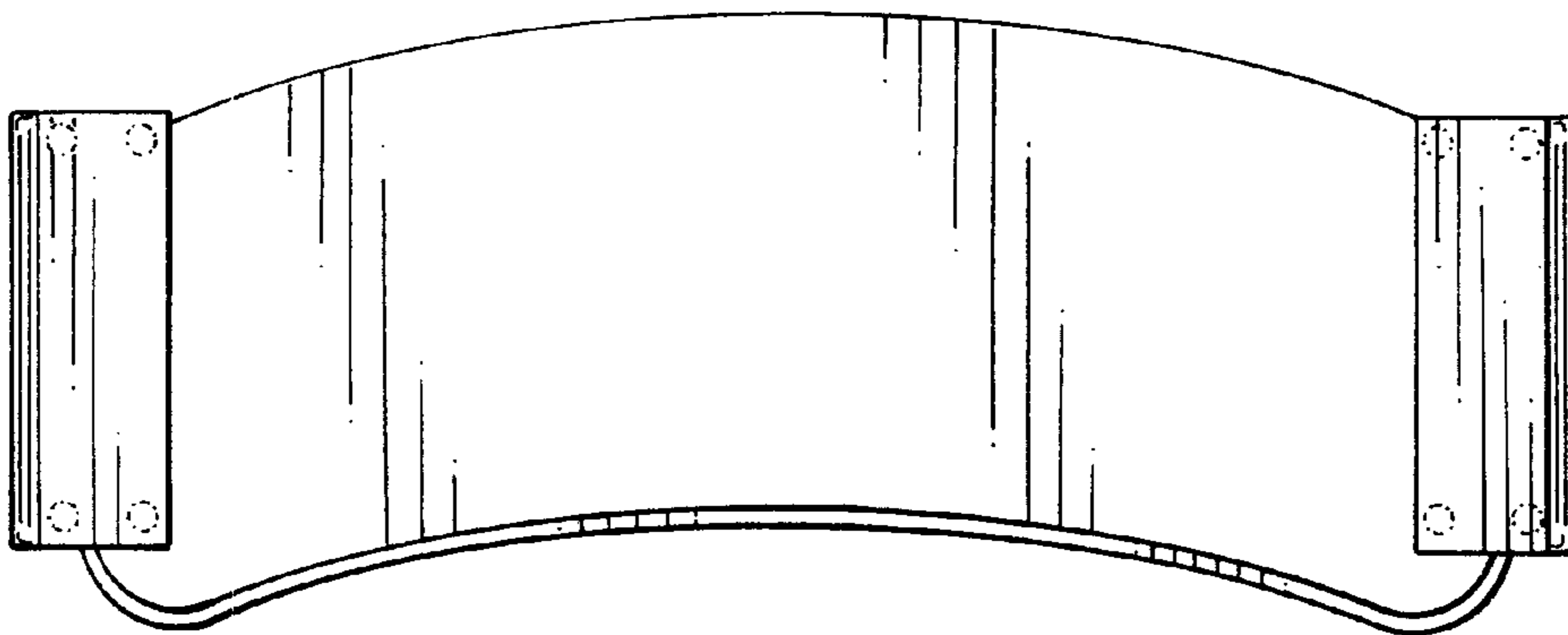


Fig. 5

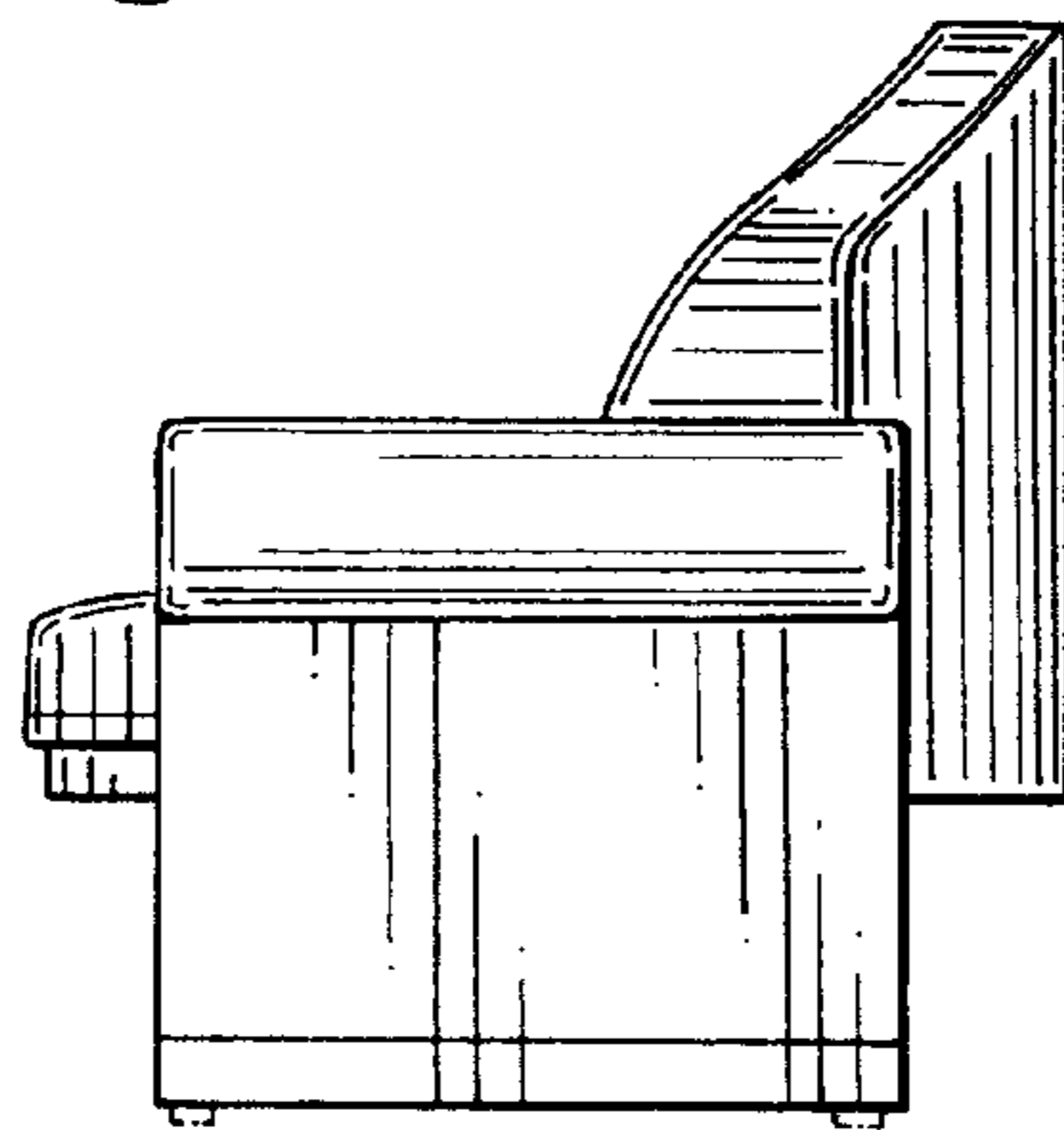


Fig. 6