

US00D530929S

(12) **United States Design Patent** (10) **Patent No.:** **US D530,929 S**
Resterhouse et al. (45) **Date of Patent:** **** Oct. 31, 2006**

(54) **FURNITURE ARRANGEMENT**

(75) Inventors: **Michael R. Resterhouse**, Muskegon, MI (US); **Troy A. Recknagel**, Muskegon, MI (US); **Teran V. Andes**, Grand Haven, MI (US); **Shawn Barrett**, Libertyville, IL (US)

(73) Assignee: **Brunswick Bowling & Billiards Corporation**, Lake Forest, IL (US)

(**) Term: **14 Years**

(21) Appl. No.: **29/232,952**

(22) Filed: **Jun. 24, 2005**

(51) **LOC (8) Cl.** **06-01**

(52) **U.S. Cl.** **D6/336**

(58) **Field of Classification Search** D6/332, D6/335-337, 340, 349, 355, 352-353, 369-370, D6/381, 495, 499-502, 357; 5/12.1; 108/118, 108/119, 137; 297/16.1-16.2, 451.9, 452.11, 297/452.63, 217.1, 31, 175, 423.1, 423.16, 297/461, 232

See application file for complete search history.

(56) **References Cited**

U.S. PATENT DOCUMENTS

D39,265 S	*	4/1908	Holtzclaw	D6/357
D57,644 S	*	4/1921	Haase	D6/357
D92,012 S	*	4/1934	McGowen	D6/347
D106,242 S	*	9/1937	Salomon	D6/357
D127,925 S	*	6/1941	Scott	D6/357
D134,662 S	*	12/1942	Mastrangelo	D6/357
D136,271 S	*	8/1943	Mastrangelo	D6/357
D161,172 S	*	12/1950	Greene	D6/338
D181,845 S	*	1/1958	Frey	D6/336
D203,817 S	*	2/1966	Burke	D6/357
D214,245 S	*	5/1969	Sand	D6/357
D215,839 S	*	11/1969	Wormser	D6/357
4,131,314 A	*	12/1978	Knapp et al.	297/248
D272,302 S	*	1/1984	Connelly	D6/337
D365,237 S		12/1995	Stirling et al.	D6/552
D377,124 S		1/1997	Stirling et al.	D6/397
D424,317 S	*	5/2000	Natuzzi et al.	D6/381
D427,788 S	*	7/2000	Paul	D6/336

D427,802 S		7/2000	Adler et al.	D6/397
D430,743 S	*	9/2000	Pomeroy et al.	D6/336
D432,322 S	*	10/2000	Mandell	D6/336
D440,420 S	*	4/2001	Goldstein	D6/370
D443,425 S	*	6/2001	Pomeroy et al.	D6/344
D464,492 S	*	10/2002	Pomeroy et al.	D6/336
D465,671 S	*	11/2002	Sheil et al.	D6/381
D466,708 S	*	12/2002	Chau	D6/370
D478,427 S		8/2003	Ford et al.	D6/337
D480,883 S		10/2003	Williams et al.	D6/334
D483,190 S	*	12/2003	Richardson	D6/336
D484,709 S	*	1/2004	Cronk et al.	D6/336
D485,086 S	*	1/2004	Gomez	D6/381
D491,756 S	*	6/2004	Nemeth	D6/492
D494,772 S	*	8/2004	Kagan	D6/381
6,848,741 B1		2/2005	Ford et al.	297/157.1

OTHER PUBLICATIONS

“Brunswick Furniture—Innovations in Bowling Center Furniture,” 1 page, 2005.

“US Bowling Corporation New Designer Furniture Series,” 1 page, Jun. 24, 2005.

Photograph of Bowling Center Furniture, 1 page, 2002.

* cited by examiner

Primary Examiner—Sandra S. Snapp

(74) *Attorney, Agent, or Firm*—Brinks Hofer Gilson & Lione

(57) **CLAIM**

The ornamental design for a furniture arrangement, as shown and described.

DESCRIPTION

FIG. 1 is a rear-side perspective view of a furniture arrangement that incorporates our new design.

FIG. 2 is a right-side view thereof.

FIG. 3 is a rear view thereof.

FIG. 4 is a bottom view thereof.

FIG. 5 is a left-side view thereof.

FIG. 6 is a top view thereof; and,

FIG. 7 is a front view thereof.

The broken line showing of the table and seat feet is for illustrative purposes only and forms no part of the claimed design.

1 Claim, 3 Drawing Sheets

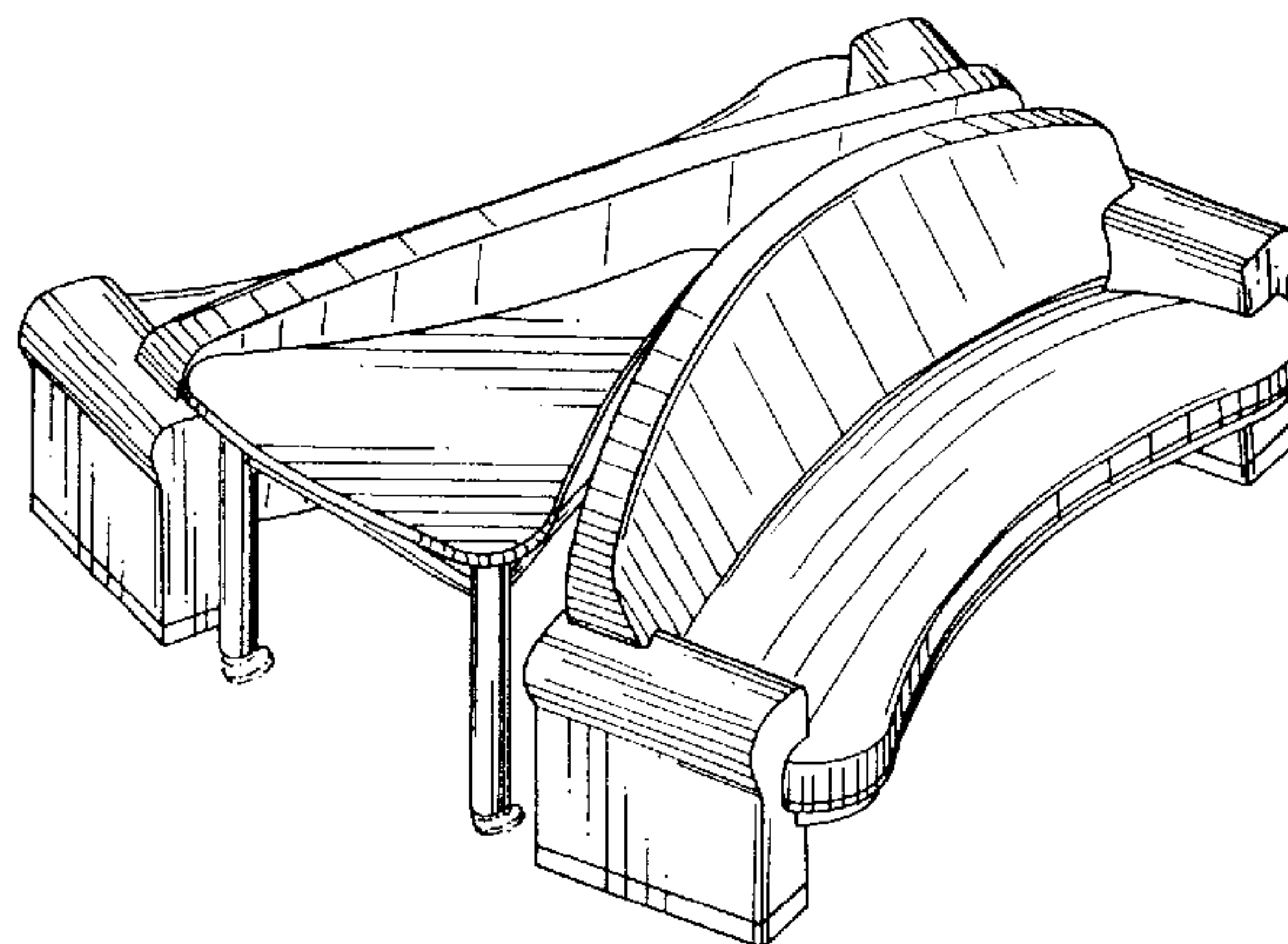


Fig. 1

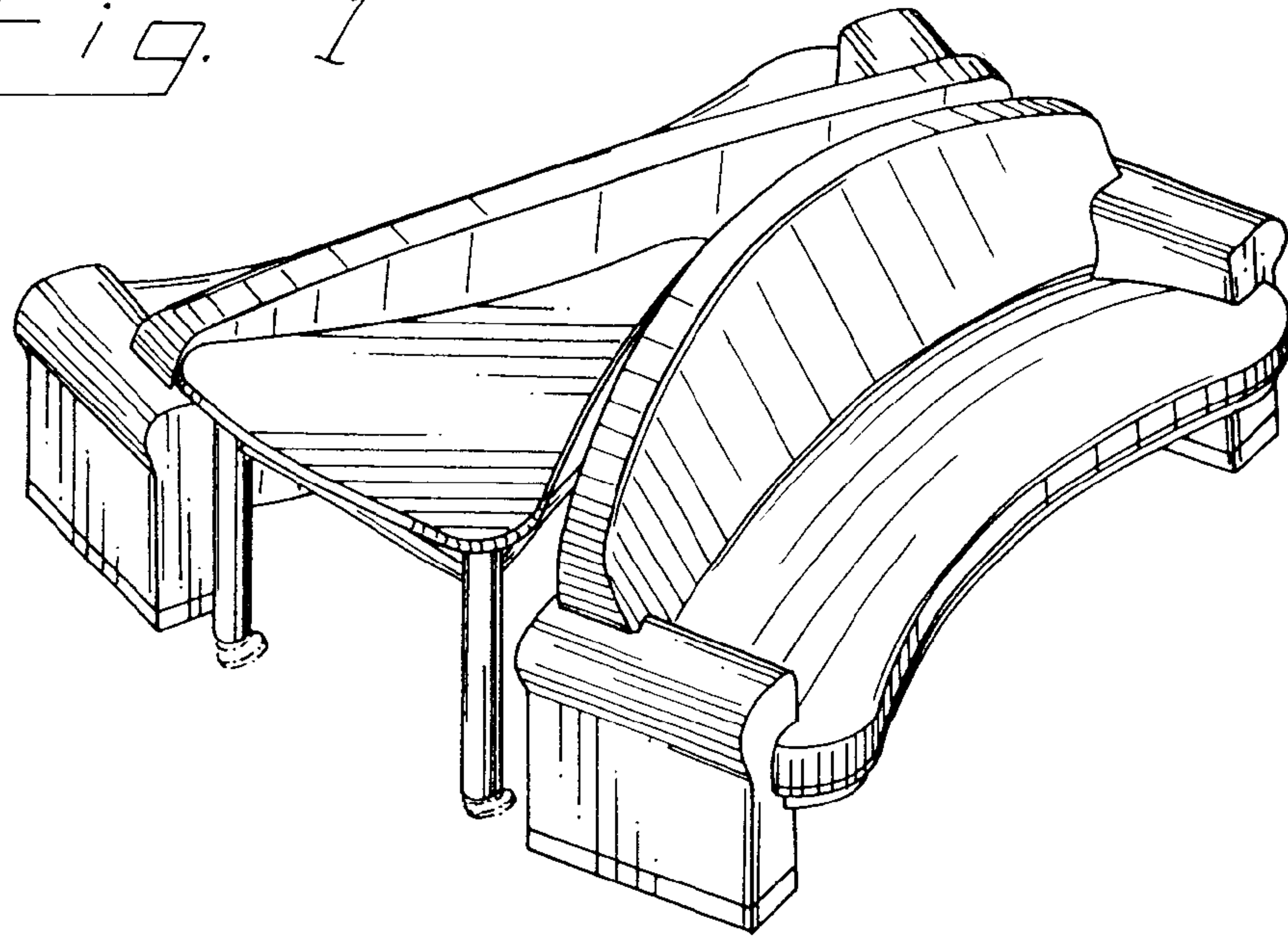


Fig. 2

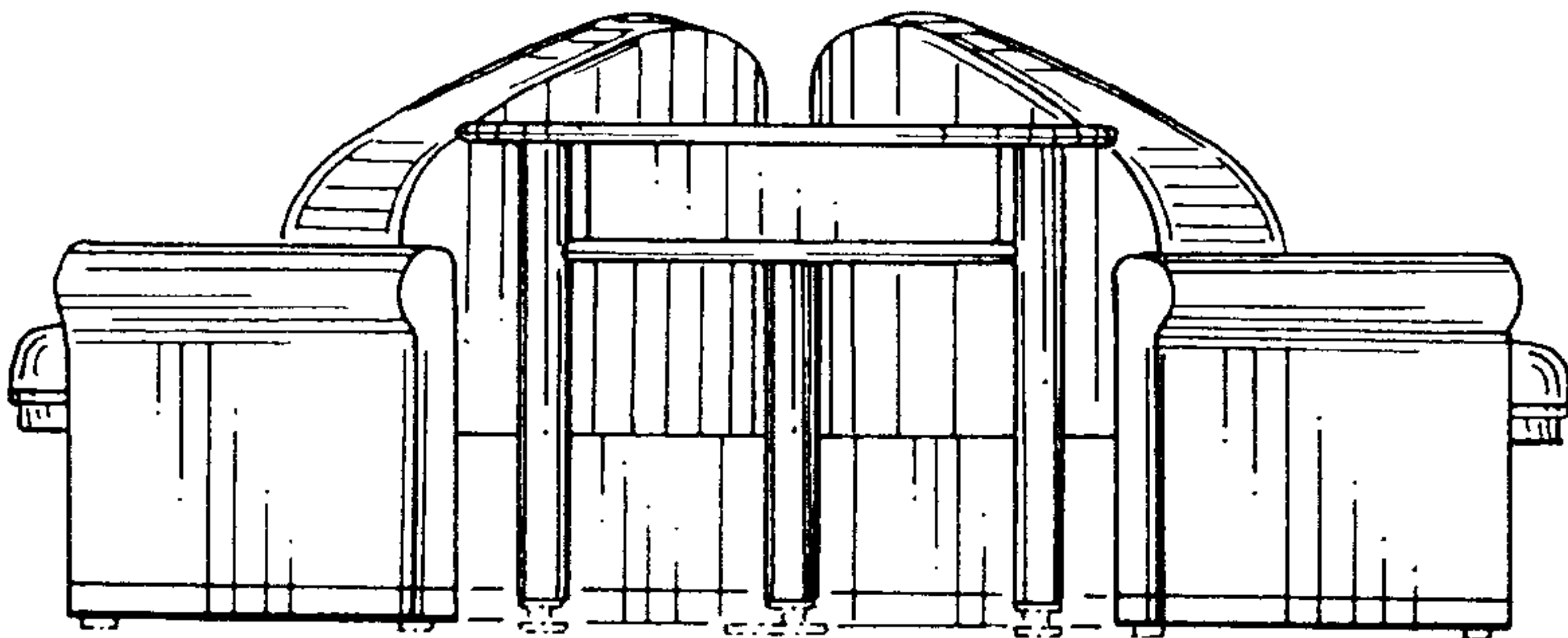
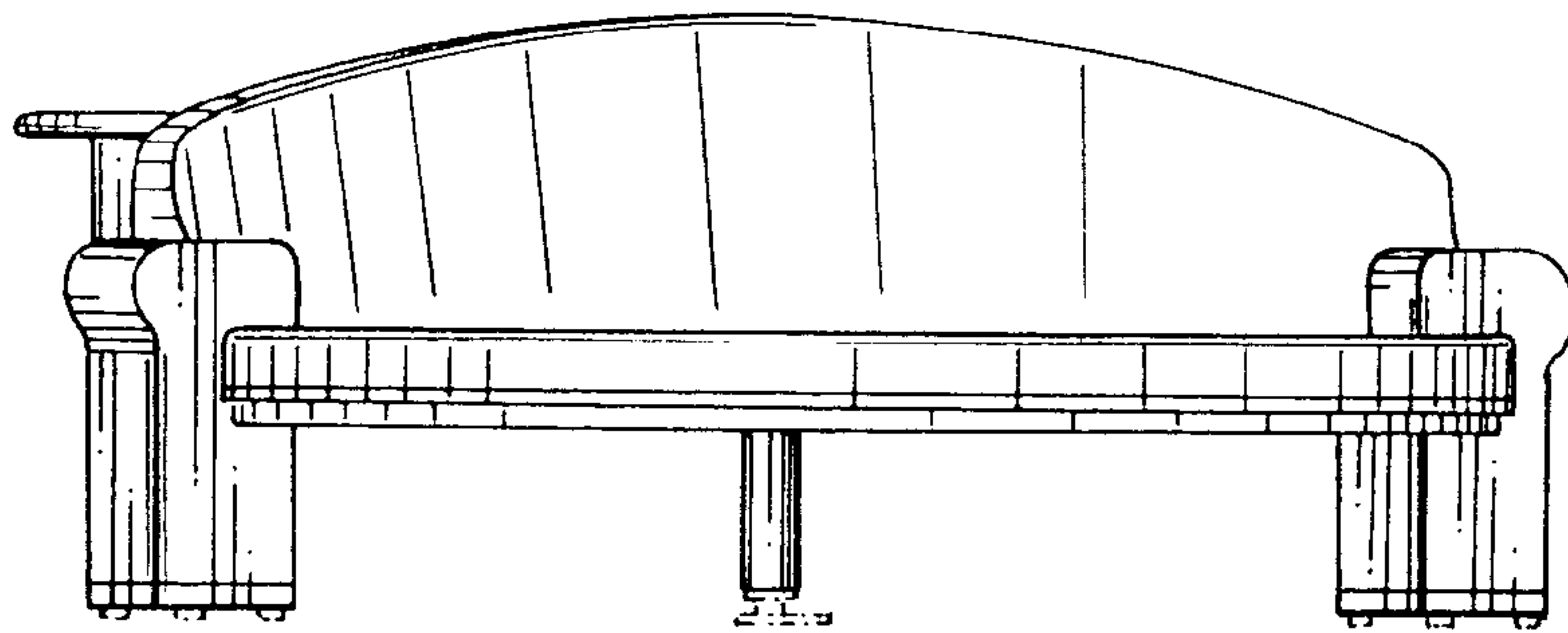


Fig. 3

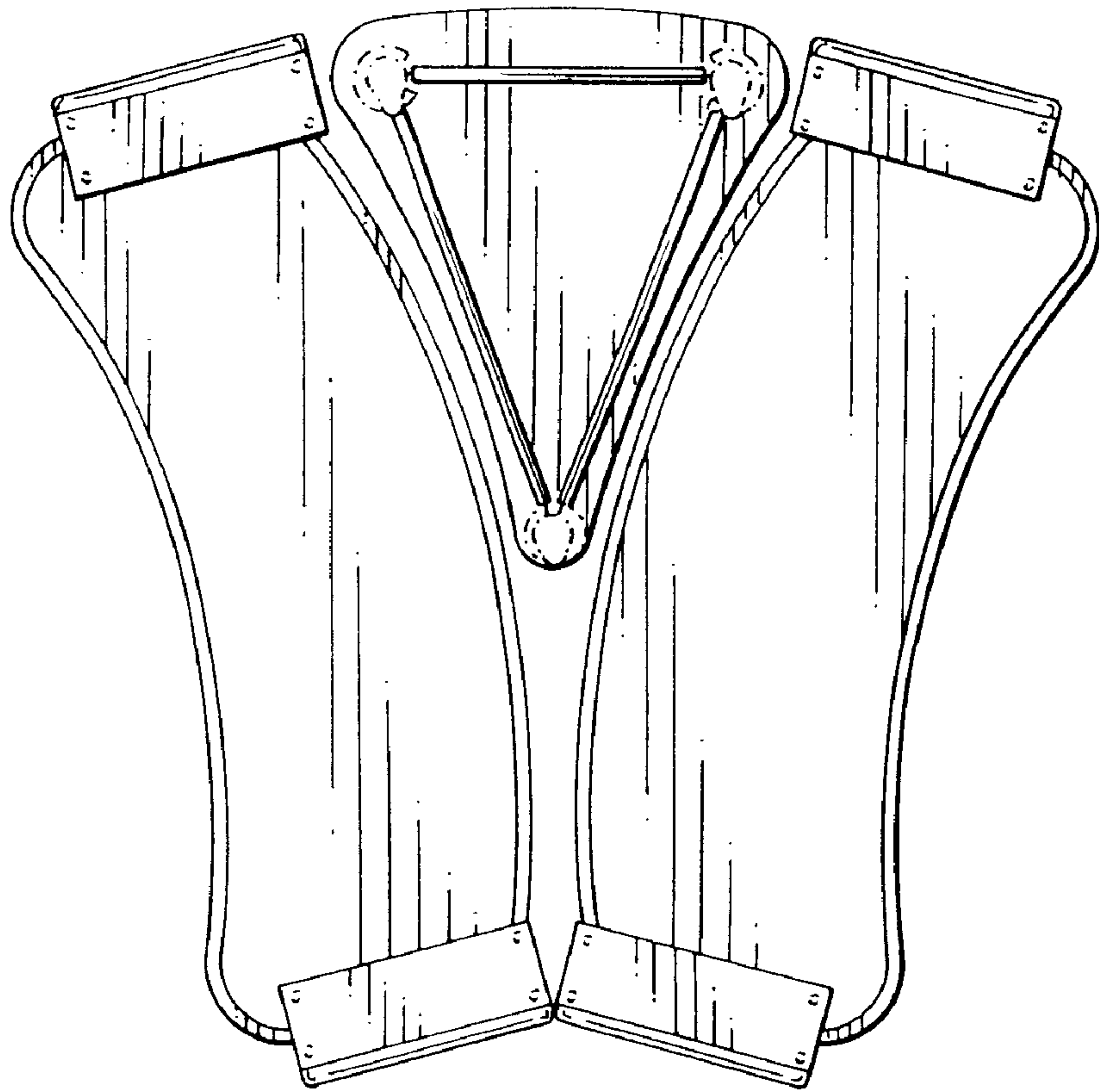


Fig. 4

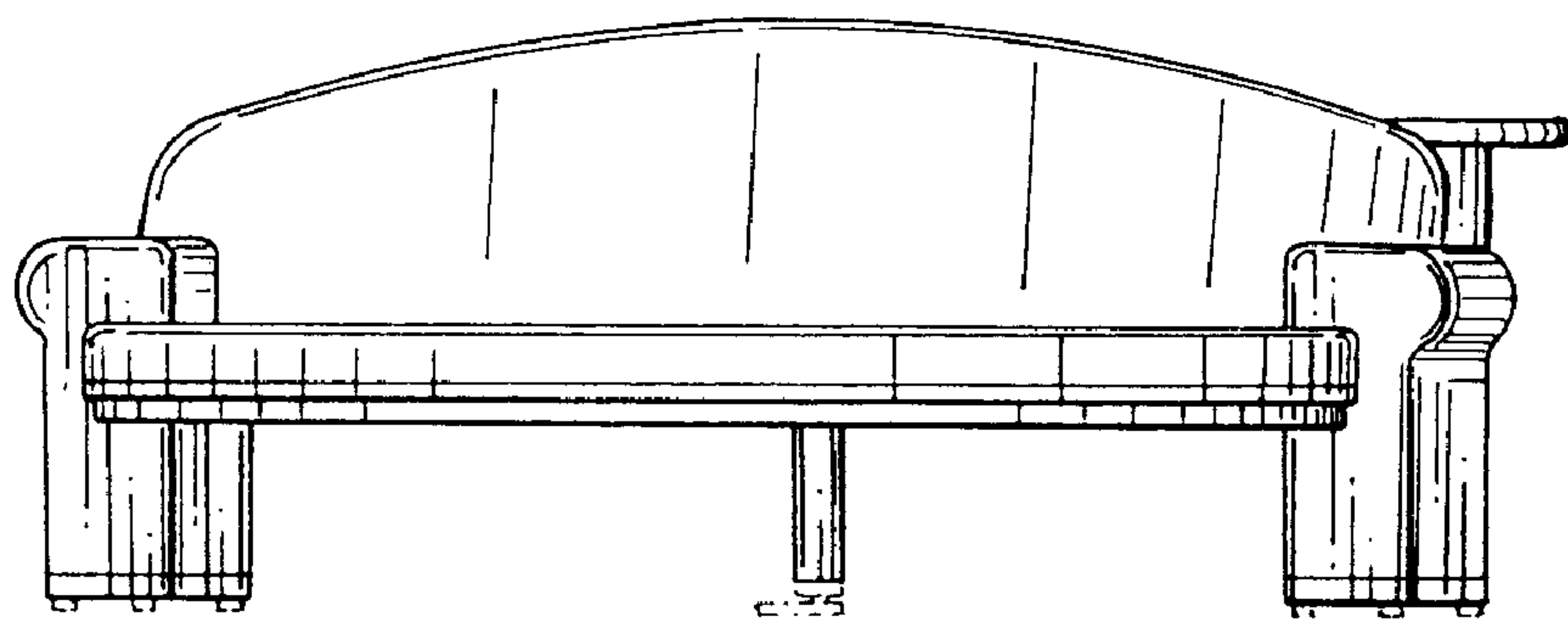


Fig. 5

Fig. 6

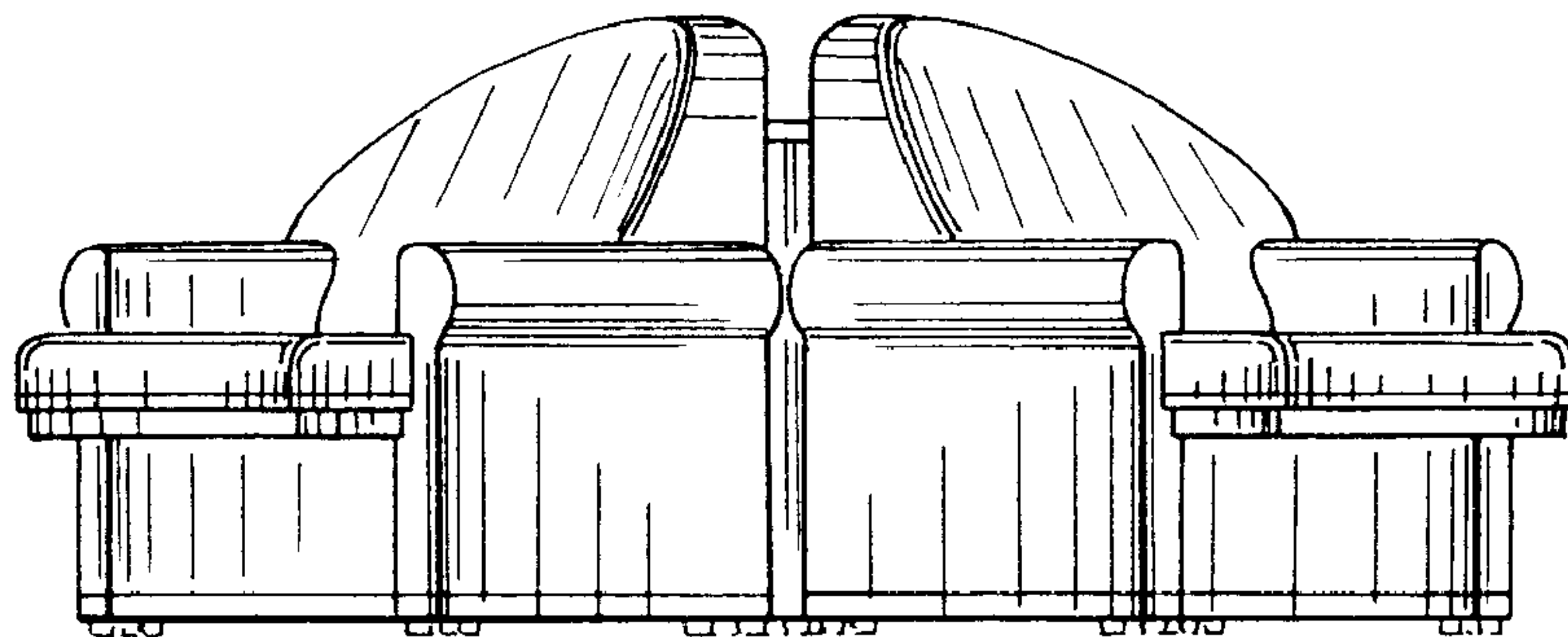
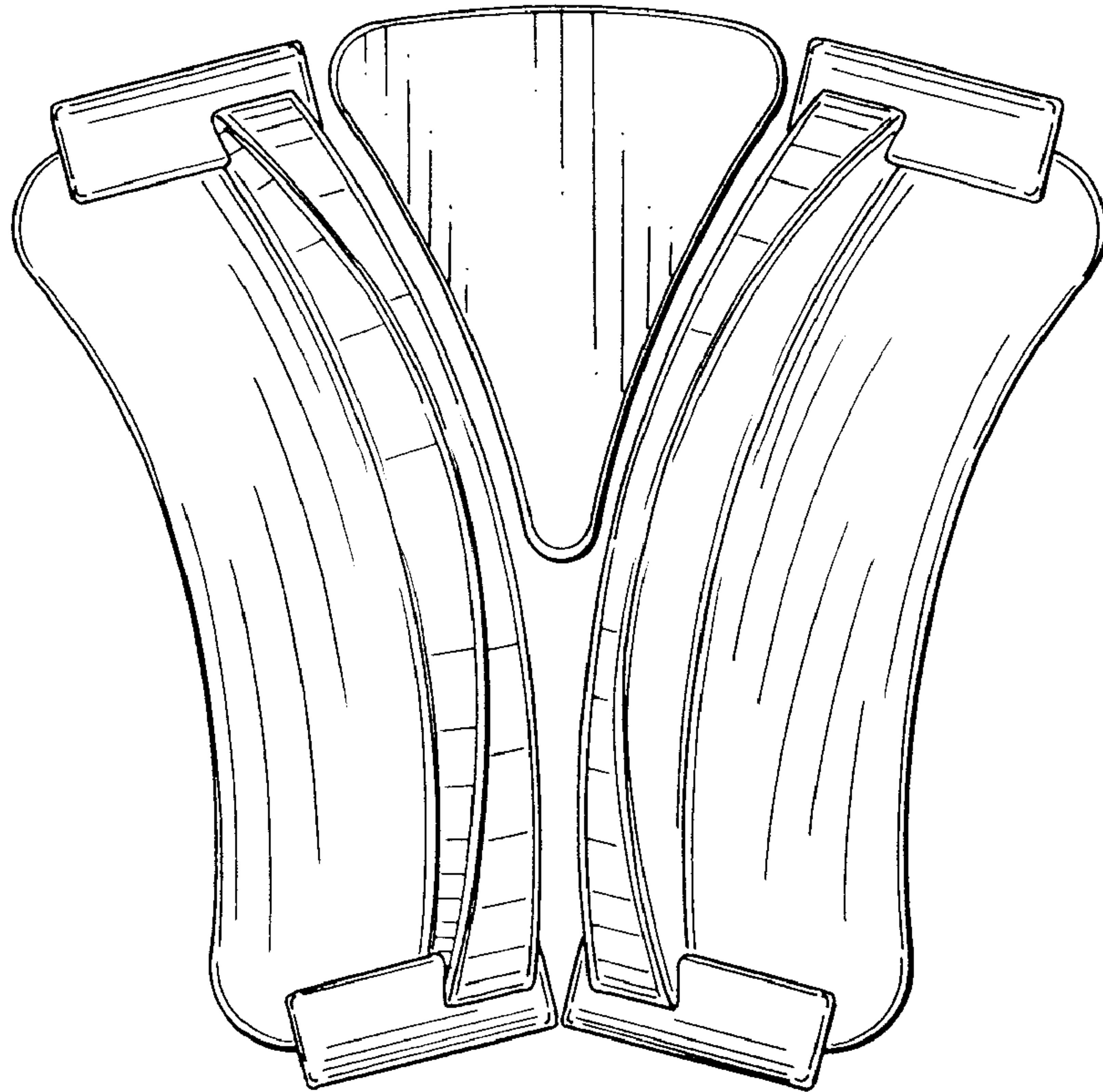


Fig. 7