



US00D530920S

(12) **United States Design Patent**
Snell

(10) **Patent No.:** **US D530,920 S**
(45) **Date of Patent:** **** Oct. 31, 2006**

(54) **DRAWER ORGANIZER**

D424,298 S * 5/2000 Laib D7/602

(75) Inventor: **Russell Benton Snell**, Bentleyville, OH (US)

OTHER PUBLICATIONS

2002 bath housewares storage, organizers, p. 51, InterDesign, Inc. product brochure, 2002 (with front and back covers).

(73) Assignee: **InterDesign, Inc.**, Solon, OH (US)

* cited by examiner

(**) Term: **14 Years**

(21) Appl. No.: **29/218,833**

Primary Examiner—Louis S. Zarfaz

(22) Filed: **Dec. 7, 2004**

Assistant Examiner—John Windmuller

(51) **LOC (8) Cl.** **03-01**

(52) **U.S. Cl.** **D3/304; D3/314**

(58) **Field of Classification Search** D3/20,
D3/200, 201, 203.1, 203.3, 205, 206, 273,
D3/276, 304–315; D6/525, 475, 476; D19/75,
D19/77, 86, 90, 92, 100; 206/203, 214, 215,
206/822, 307.1; 229/100, 914, 913, 406

(74) *Attorney, Agent, or Firm*—D. Peter Hochberg; Sean Mellino; Katherine R. Vieyra

See application file for complete search history.

(57) **CLAIM**

The ornamental design for a drawer organizer, as shown and described.

(56) **References Cited**

U.S. PATENT DOCUMENTS

D120,991 S * 6/1940 Koch D11/155
2,752,970 A * 7/1956 Tupper 220/802
D263,185 S * 3/1982 Schöll D6/300
D386,336 S * 11/1997 Douglas D6/510

DESCRIPTION

FIG. 1 is a top perspective view of a drawer organizer showing my new design;

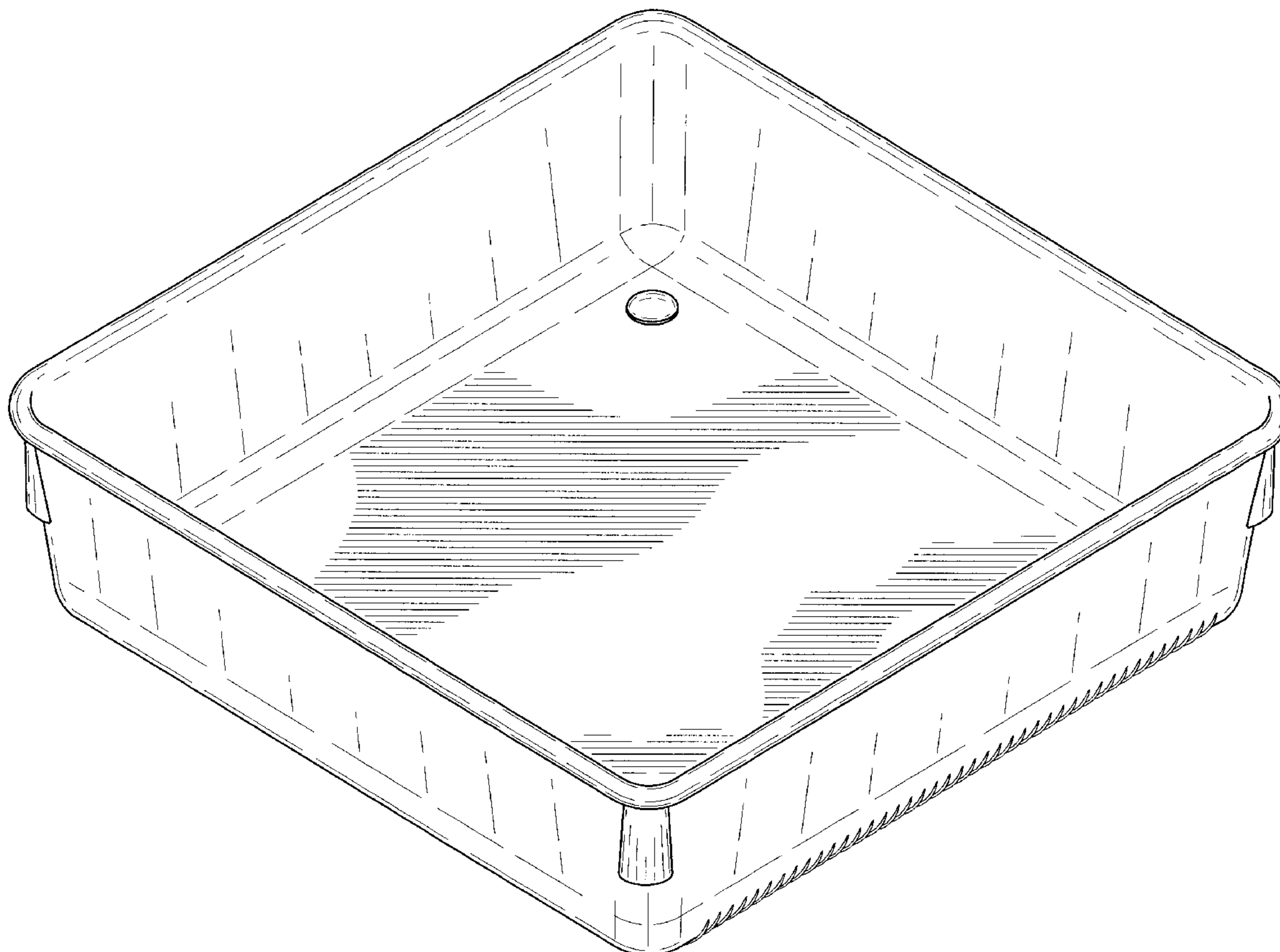
FIG. 2 is a top plan view thereof;

FIG. 3 is a front elevational view thereof;

FIG. 4 is a right side elevational view thereof; and,

FIG. 5 is a bottom plan view thereof.

1 Claim, 3 Drawing Sheets



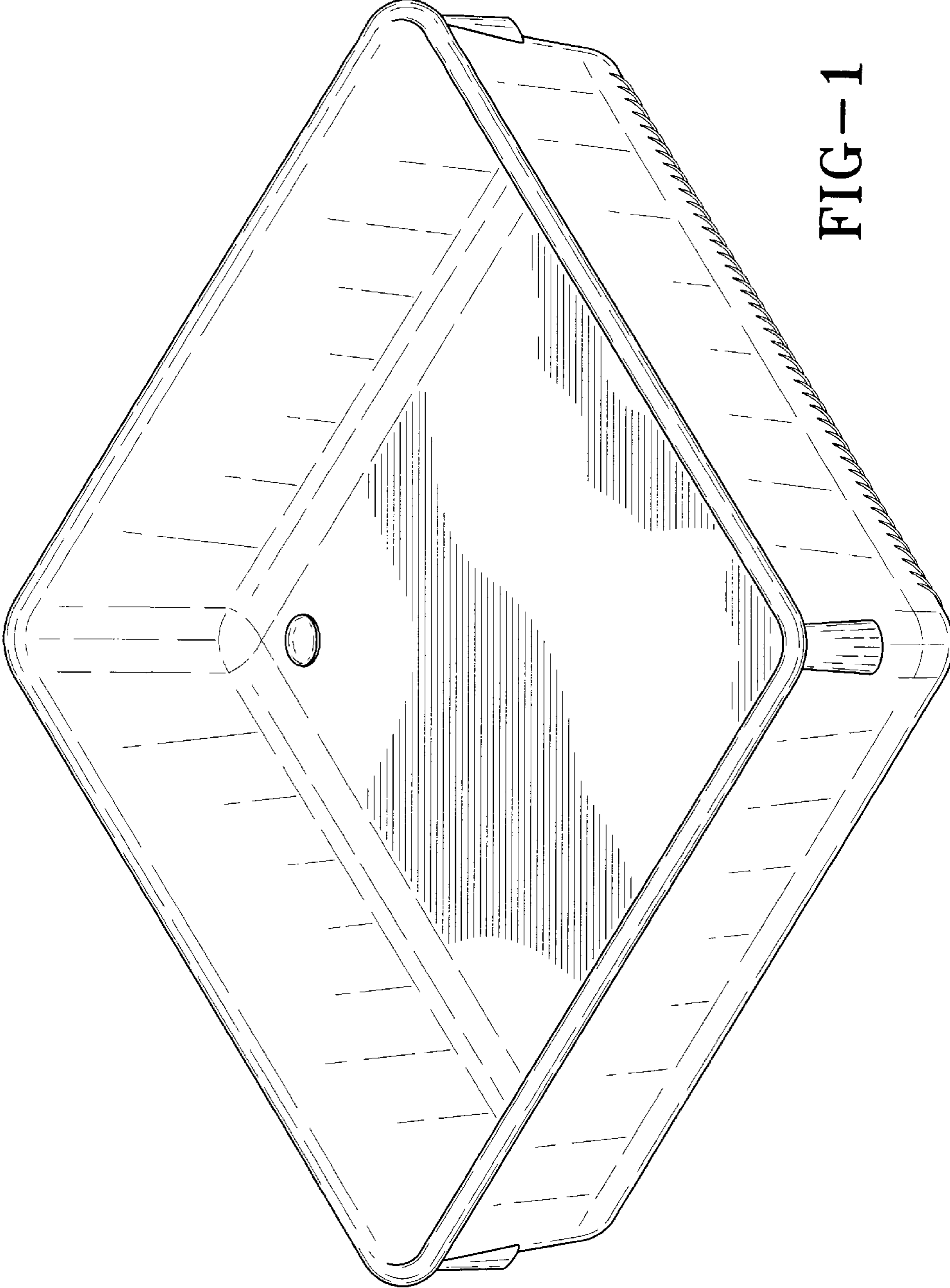


FIG-1

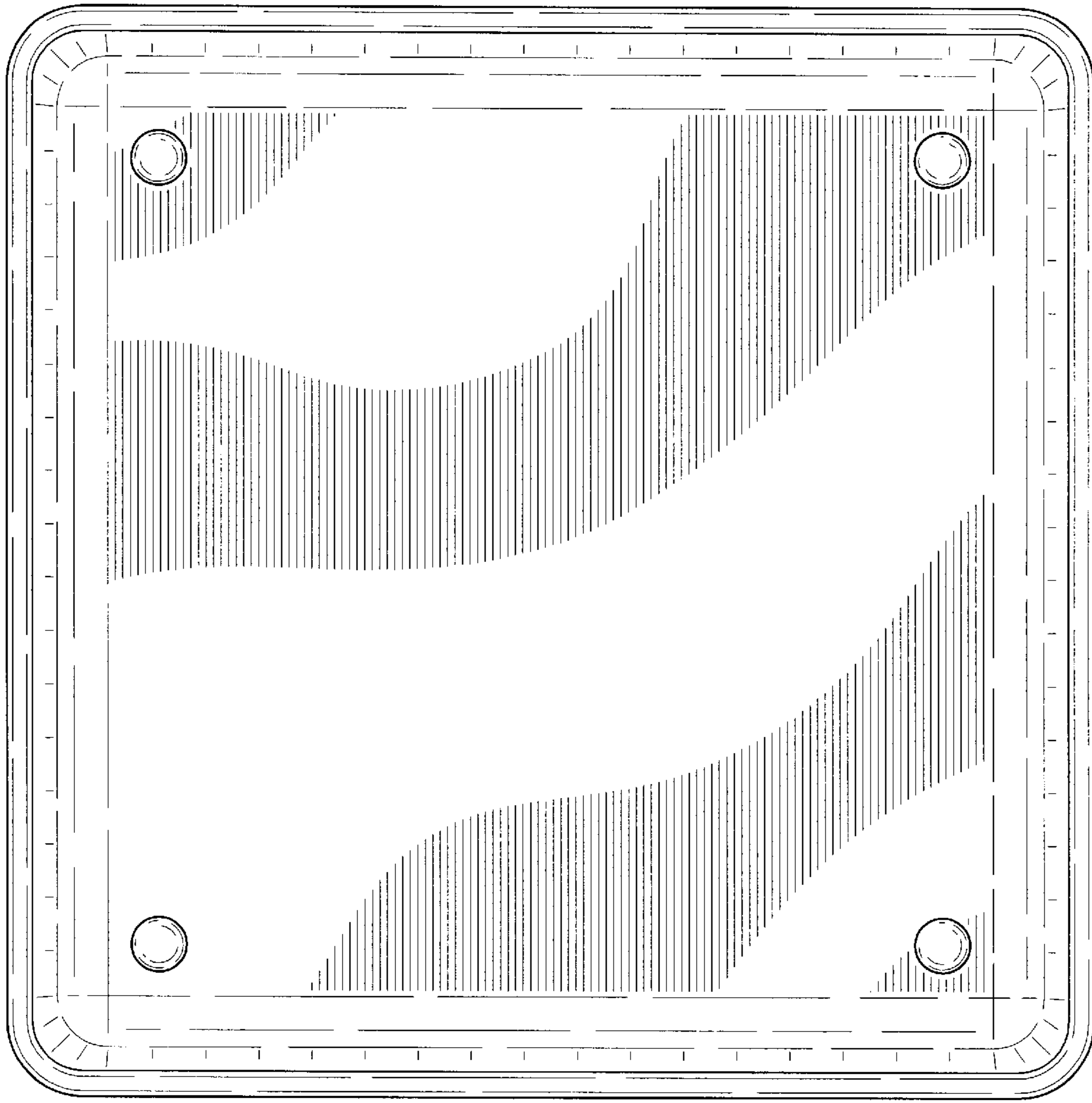


FIG-2

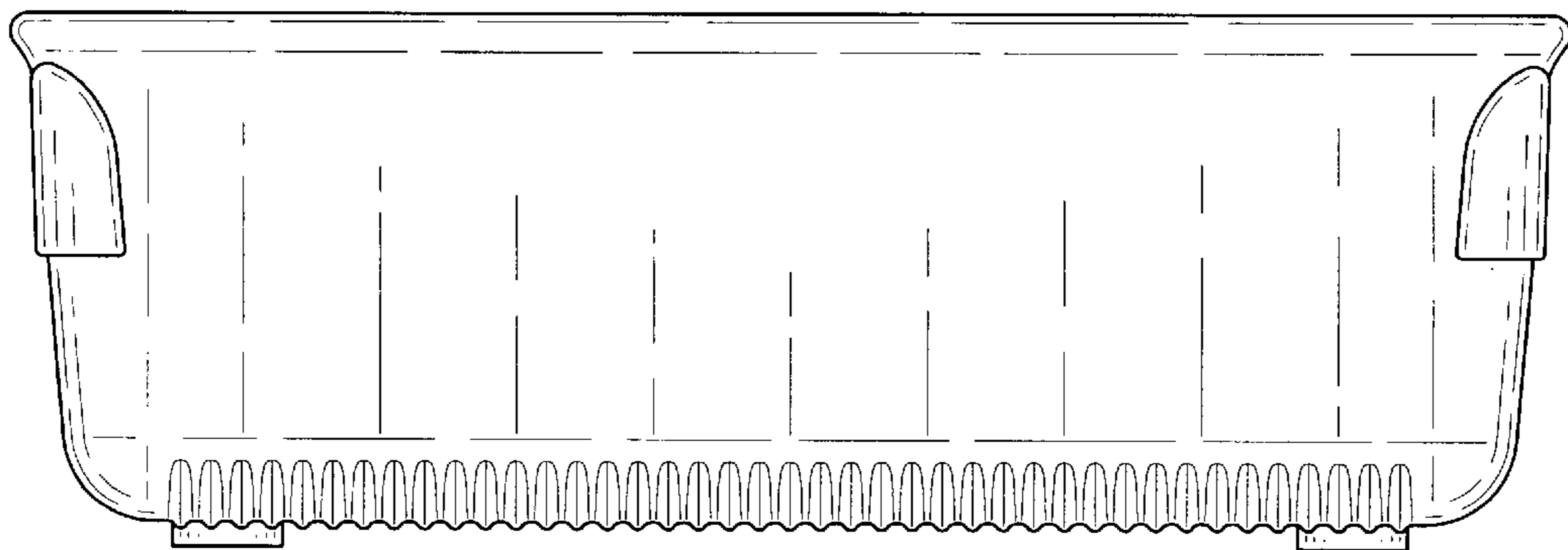


FIG-3

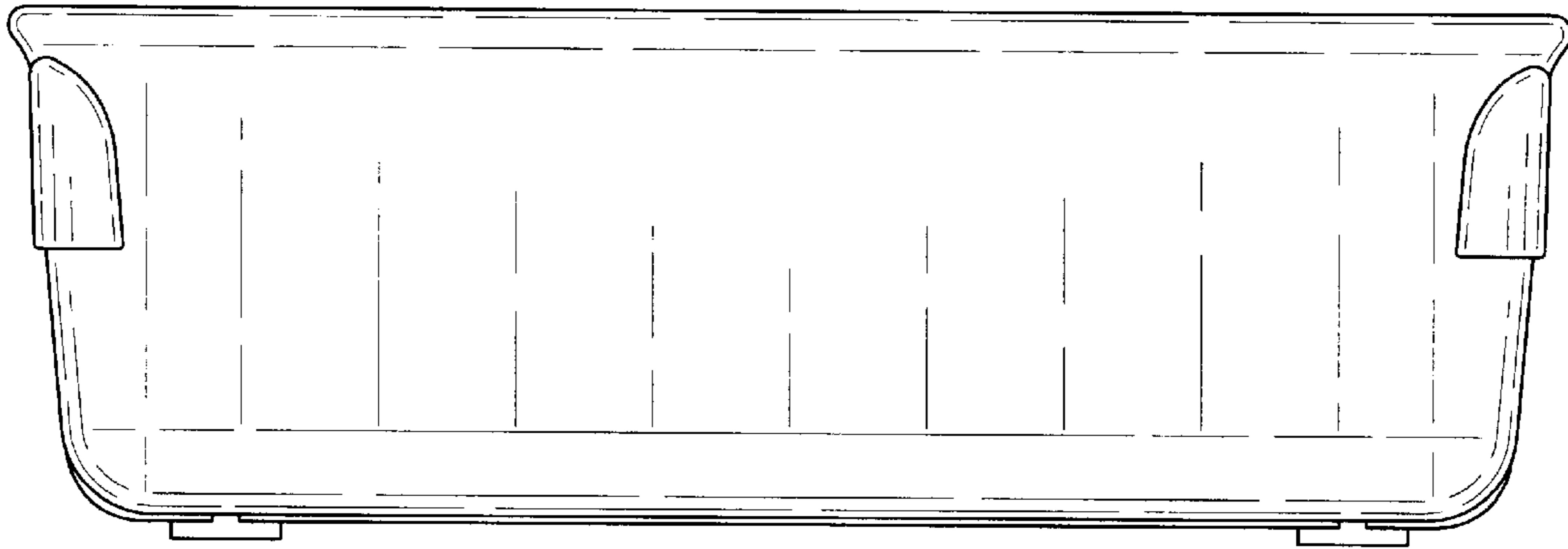


FIG-4




FIG-5