



US00D530915S

(12) **United States Design Patent**  
**Sijmons**

(10) **Patent No.:** **US D530,915 S**

(45) **Date of Patent:** **\*\* Oct. 31, 2006**

(54) **SOFTSIDE LUGGAGE**

(75) Inventor: **Erik Sijmons**, Oudenaarde (BE)

(73) Assignee: **Samsonite Corporation**, Denver, CO (US)

(\*\*) Term: **14 Years**

(21) Appl. No.: **29/255,823**

(22) Filed: **Mar. 13, 2006**

**Related U.S. Application Data**

(62) Division of application No. 29/230,512, filed on May 23, 2005.

(51) **LOC (8) Cl.** ..... **03-01**

(52) **U.S. Cl.** ..... **D3/289; D3/301; D3/290**

(58) **Field of Classification Search** ..... D3/232,  
D3/245-246, 273, 276, 289, 293-294, 301,  
D3/901, 902, 903; 190/100, 102, 119, 903  
See application file for complete search history.

(56) **References Cited**

**U.S. PATENT DOCUMENTS**

D250,365 S	*	11/1978	Suzuki	.....	D3/289
D265,268 S	*	7/1982	Plough et al.	.....	D3/283
D267,522 S	*	1/1983	Stark	.....	D3/289
D275,717 S	*	10/1984	Carr	.....	D3/257
D281,121 S	*	10/1985	Cunliffe	.....	D3/208
4,693,344 A	*	9/1987	Shuler	.....	190/107
D305,957 S	*	2/1990	Cruger et al.	.....	D3/283
D361,662 S	*	8/1995	King et al.	.....	D3/276
D386,613 S	*	11/1997	Terzian	.....	D3/289
D402,809 S	*	12/1998	Bauman	.....	D3/276

D403,155 S	*	12/1998	Liu	.....	D3/289
D465,924 S	*	11/2002	Gisser	.....	D3/289
D516,307 S	*	3/2006	Koenig et al.	.....	D3/233

**OTHER PUBLICATIONS**

Hartmann Hudson 24" Soft Duffel from World Traveler. Downloaded May 18, 2006 at <http://www.worldtraveler.com/jump.jsp?itemType=PRODUCT&itemID=3097>.\*

\* cited by examiner

*Primary Examiner*—Philip S. Hyder

*Assistant Examiner*—RoseLynne (Ulm) Cody

(74) *Attorney, Agent, or Firm*—Gregory W. O'Connor

(57) **CLAIM**

I claim the ornamental design for softside luggage, as shown and described.

**DESCRIPTION**

FIG. 1 is a perspective view of the softside luggage embodying my new design.

FIG. 2 is a front view thereof.

FIG. 3 is a rear view thereof.

FIG. 4 is a left side view thereof, the right side thereof being a mirror image

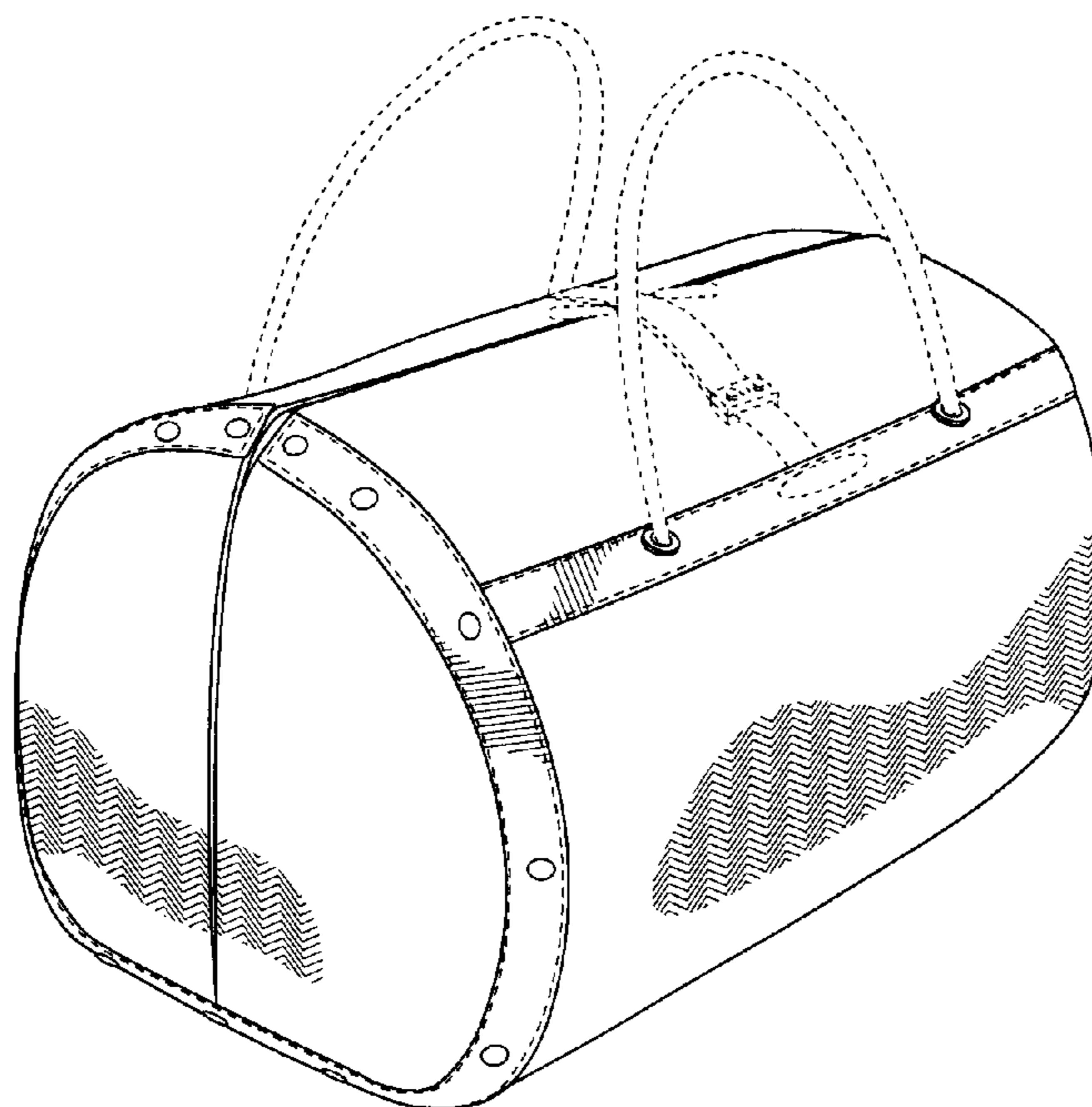
FIG. 5 is a top view thereof; and,

FIG. 6 is a bottom view thereof.

The broken line showing of environment is for illustrative purposes only and forms no part of the claimed design.

The dashed lines used on the trim of the claimed design represent top stitching. For convenience of illustration, the wavy line patterned areas are understood to represent a texture which continues throughout.

**1 Claim, 3 Drawing Sheets**



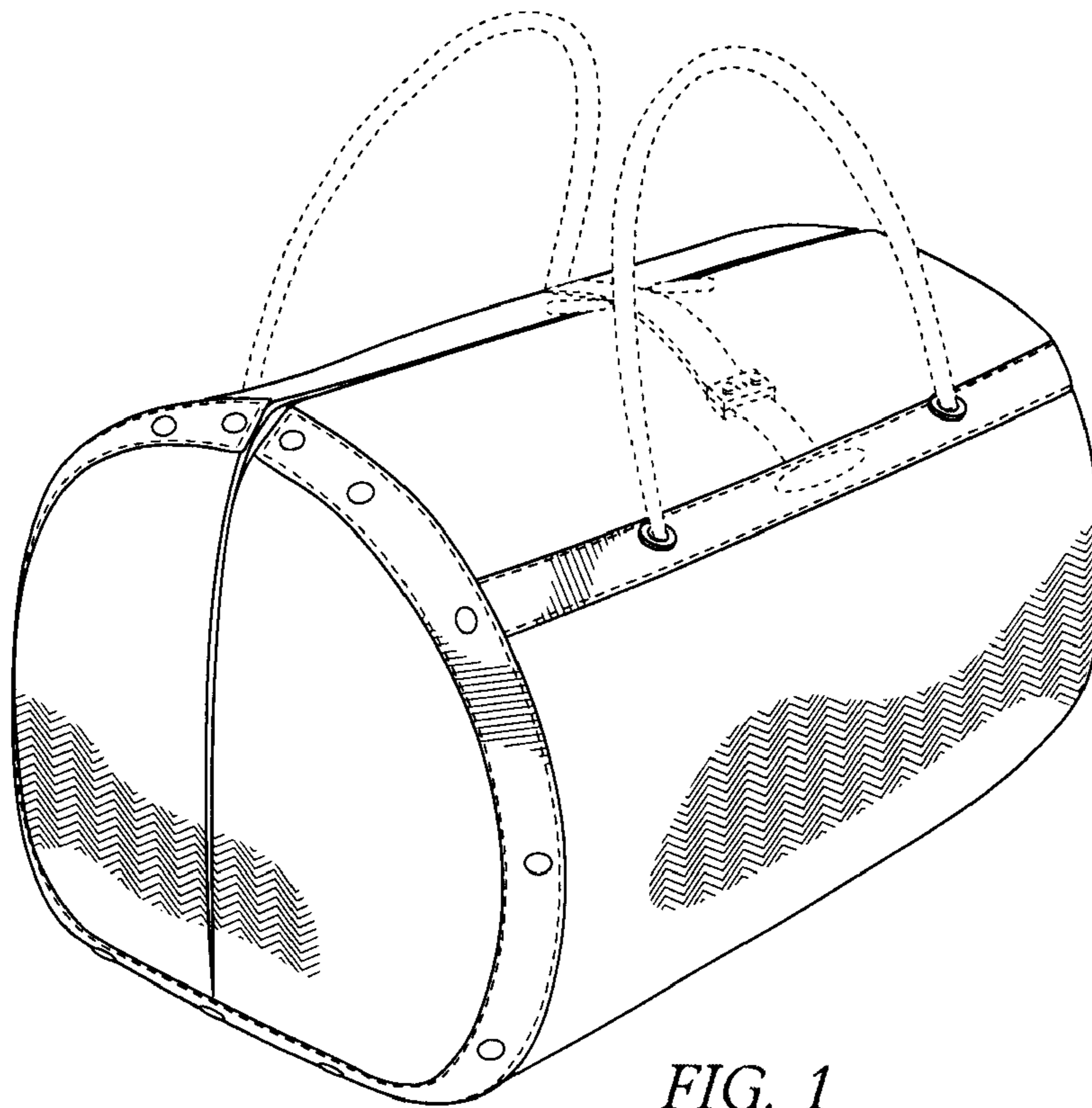


FIG. 1

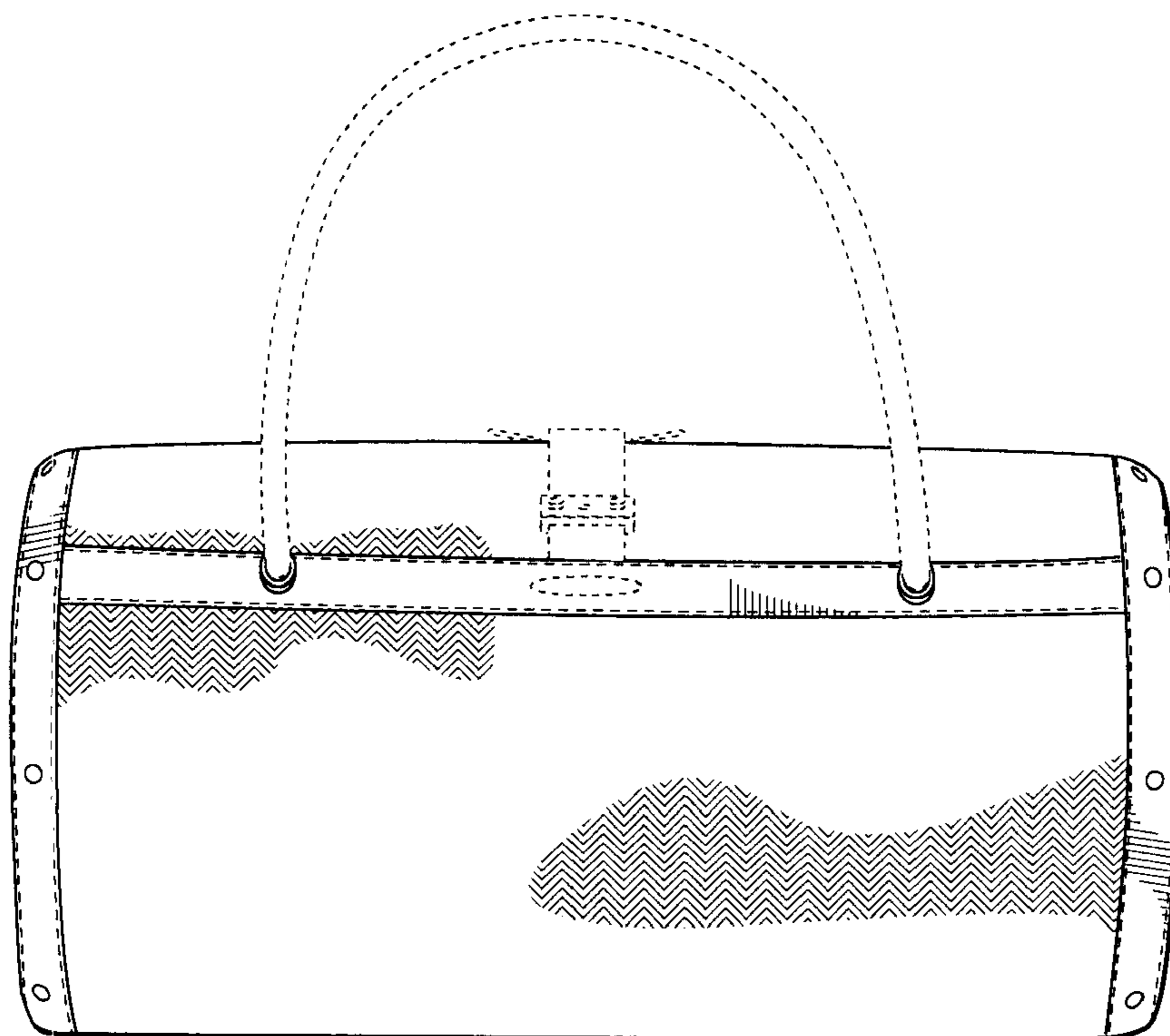


FIG. 2

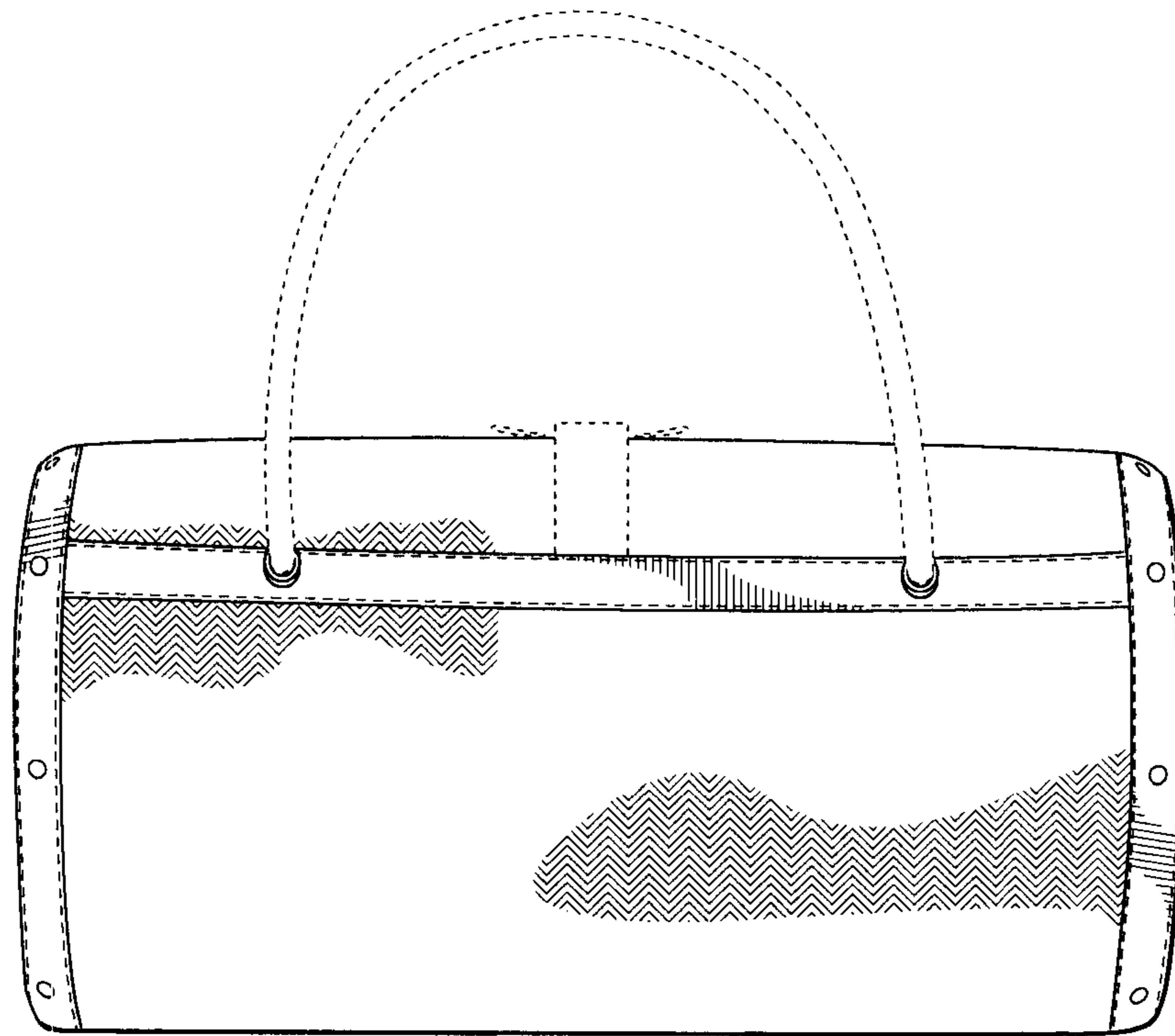


FIG. 3

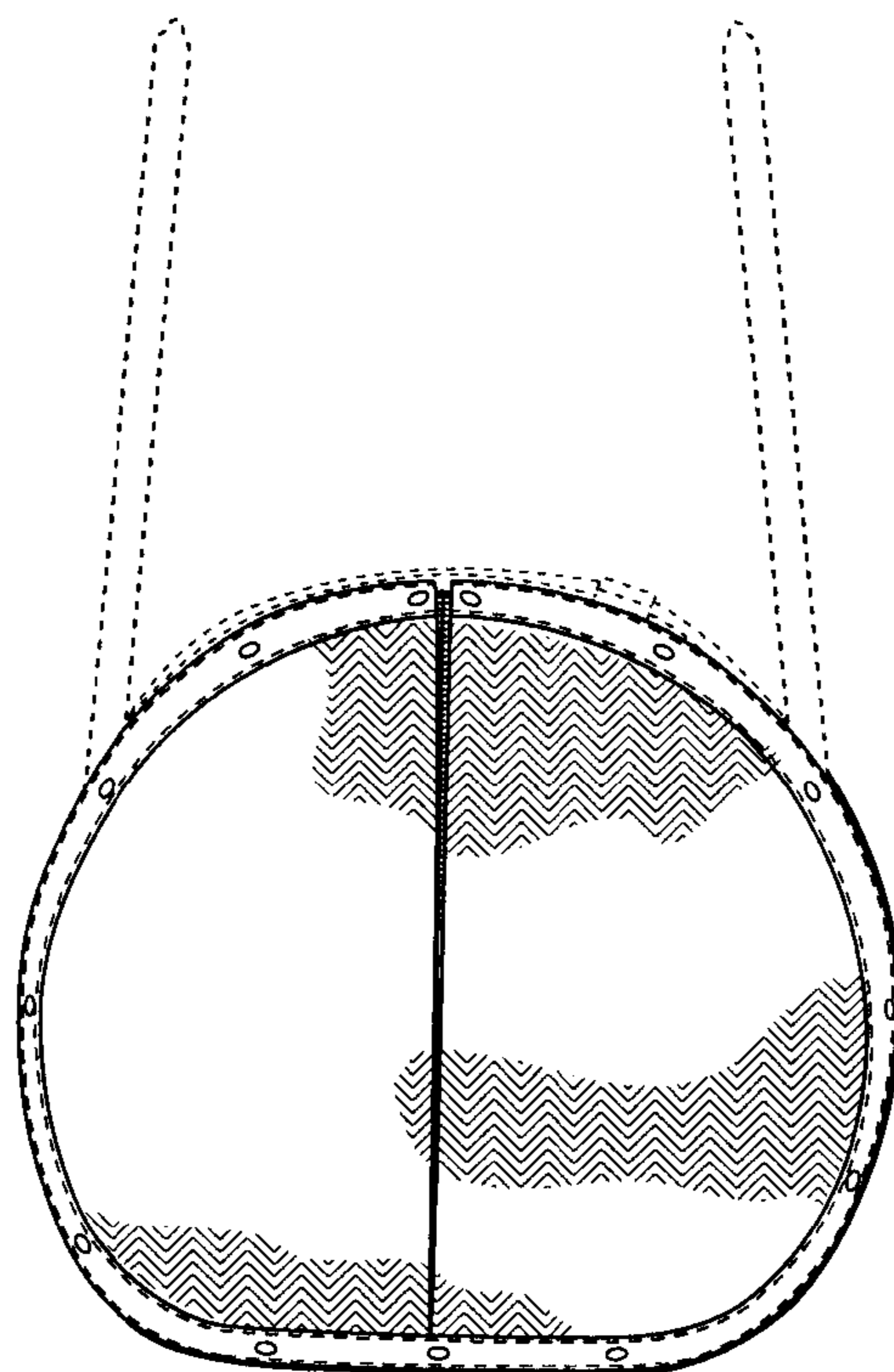


FIG. 4



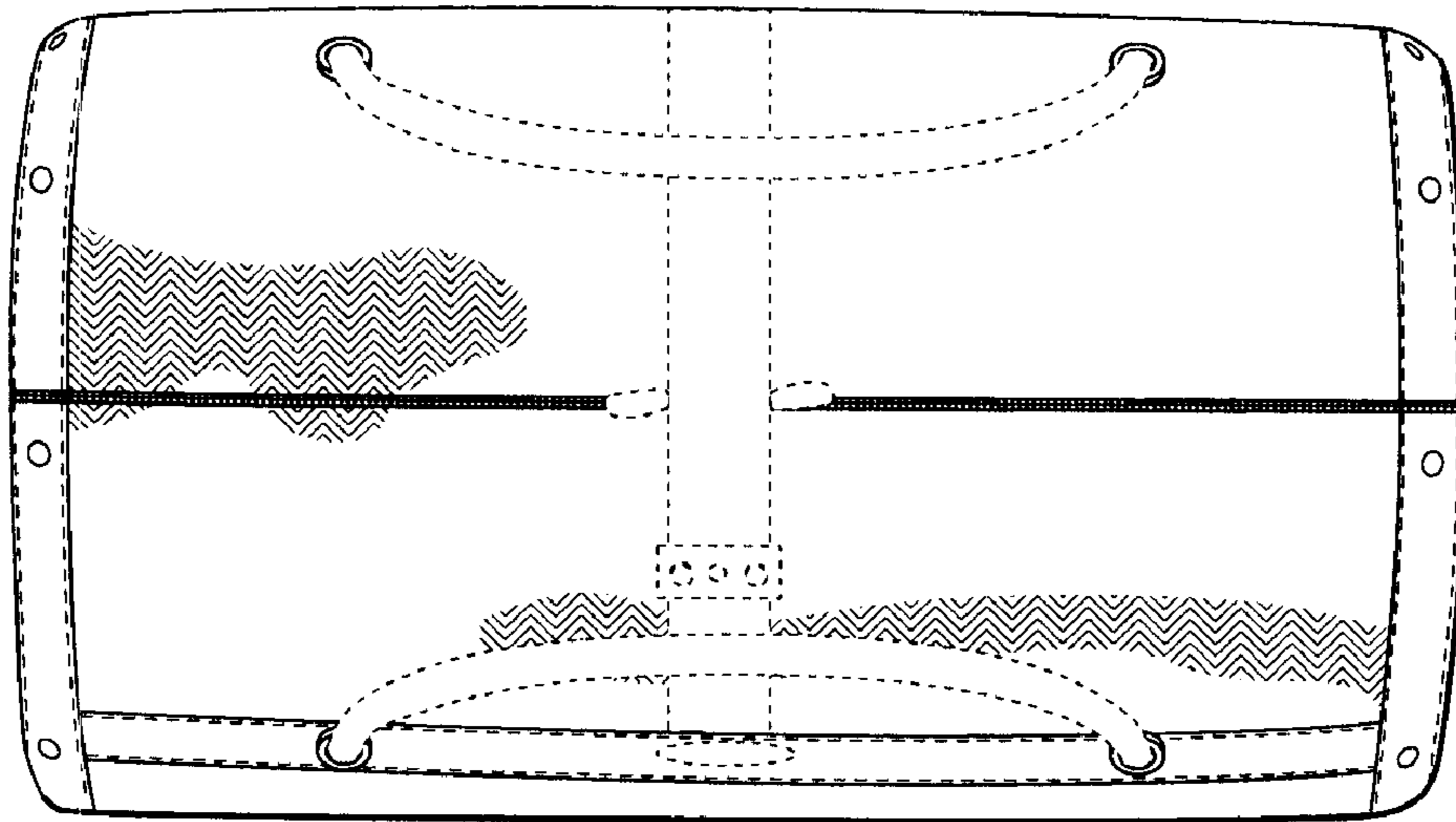


FIG. 5




FIG. 6