



US00D530909S

(12) **United States Design Patent**
Cassegrain

(10) **Patent No.:** **US D530,909 S**

(45) **Date of Patent:** **** Oct. 31, 2006**

(54) **HANDBAG**

D510,799 S * 10/2005 Cassegrain D3/233

(76) Inventor: **Philippe Cassegrain**, 23 quai Anatole
France, 75007 Paris (FR)

* cited by examiner

Primary Examiner—Louis S. Zarfaz

Assistant Examiner—Monica A. Weingart

(74) *Attorney, Agent, or Firm*—Gottlieb, Rackman &
Reisman, P.C.

(**) Term: **14 Years**

(21) Appl. No.: **29/226,987**

(57) **CLAIM**

(22) Filed: **Apr. 5, 2005**

The ornamental design for a handbag, as shown and
described.

(51) **LOC (8) Cl.** **03-01**

(52) **U.S. Cl.** **D3/233**

(58) **Field of Classification Search** D3/231,
D3/232, 233, 234, 237, 238, 240, 241, 242,
D3/243, 245, 246, 303, 318, 321, 322, 323,
D3/324, 325, 326, 902; 150/100, 106, 107,
150/110, 111, 112, 118, 900; 190/100, 109,
190/112, 115, 119, 121, 902, 903; 383/4,
383/6, 7, 8, 10, 12, 15, 22, 23, 25, 26, 27,
383/29, 31, 37, 38, 41, 42, 78, 84

See application file for complete search history.

DESCRIPTION

FIG. 1 is an expanded bottom plan view of the handbag
showing my new design;
FIG. 2 is a right side elevation view thereof;
FIG. 3 is a front elevation view thereof;
FIG. 4 is a top plan view thereof;
FIG. 5 is a left side elevation view thereof;
FIG. 6 is a rear elevation view thereof;
FIG. 7 is a noexpanded bottom plan view thereof;
FIG. 8 is a right side elevation view thereof;
FIG. 9 is a front elevation view thereof;
FIG. 10 is a top plan view thereof;
FIG. 11 is a left side elevation view thereof; and,
FIG. 12 is a rear elevation view thereof.

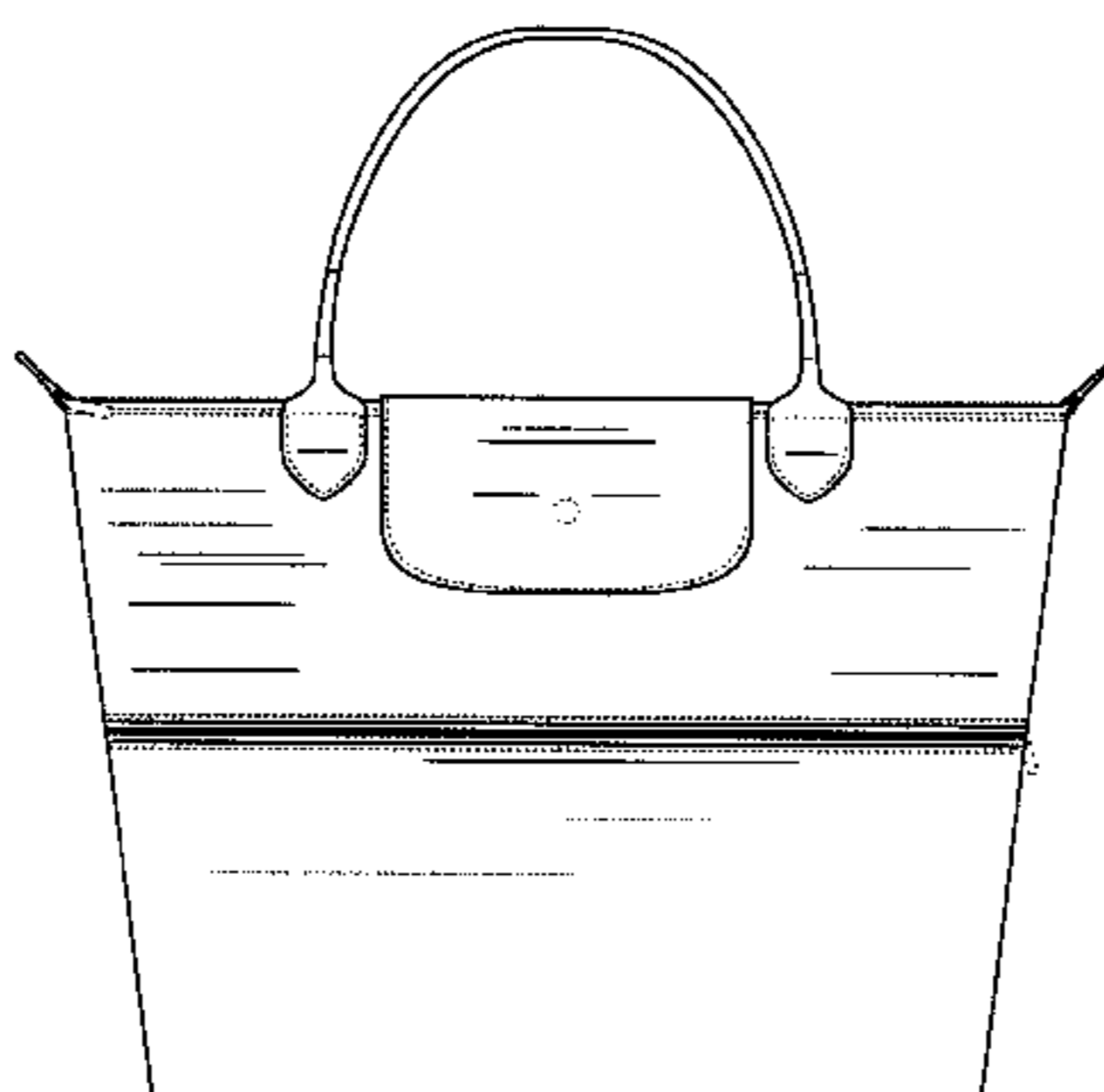

The broken line showing of a zipper pull in FIGS. 2–4, 7–9,
and 12, is for illustrative purposes only and forms no part of
the claimed design.

(56) **References Cited**

U.S. PATENT DOCUMENTS

D494,362 S	*	8/2004	Cassegrain	D3/243
D494,756 S	*	8/2004	Cassegrain	D3/233
D495,486 S	*	9/2004	Cassegrain	D3/233
D501,081 S	*	1/2005	Guyon	D3/243
D501,596 S	*	2/2005	Cassegrain	D3/233

1 Claim, 4 Drawing Sheets



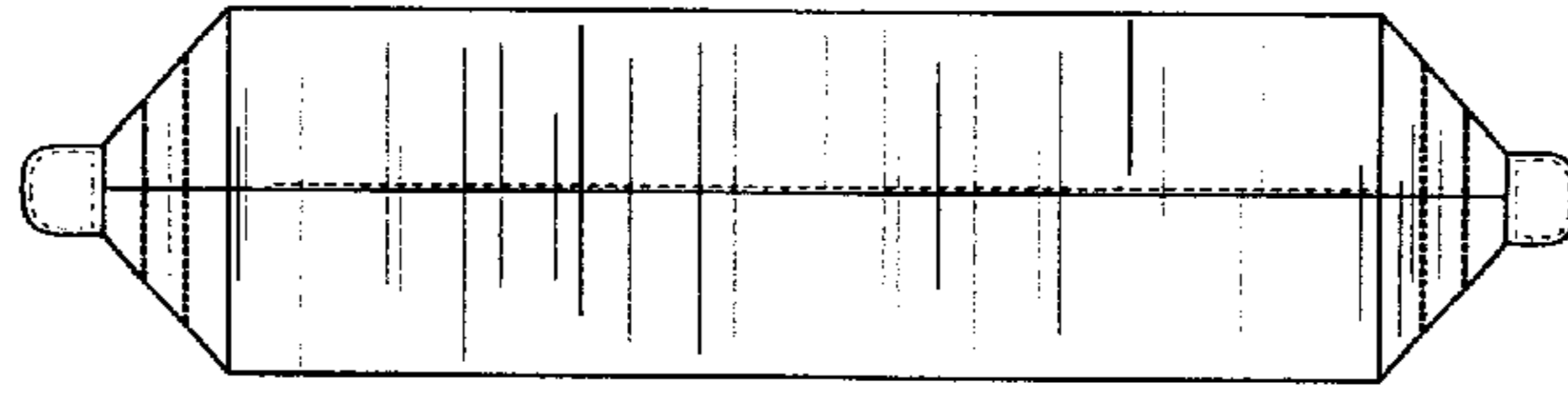


FIG. 1

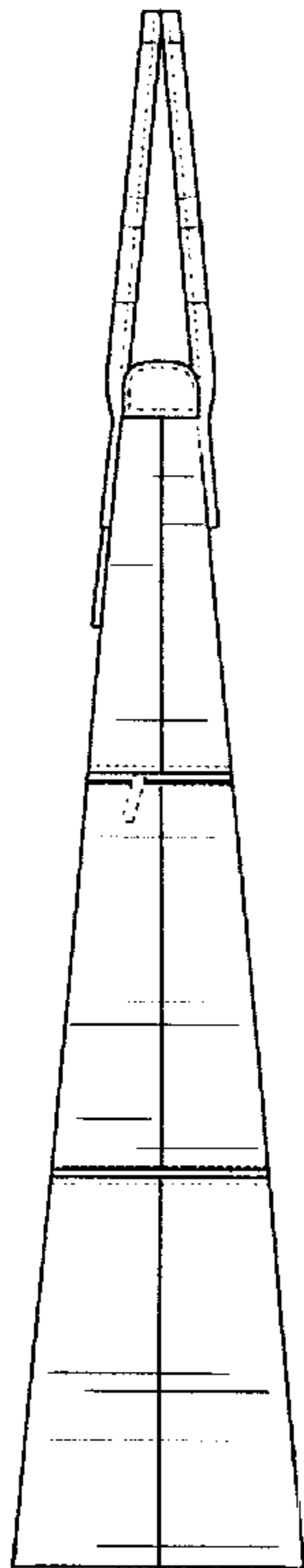


FIG. 2




FIG. 3

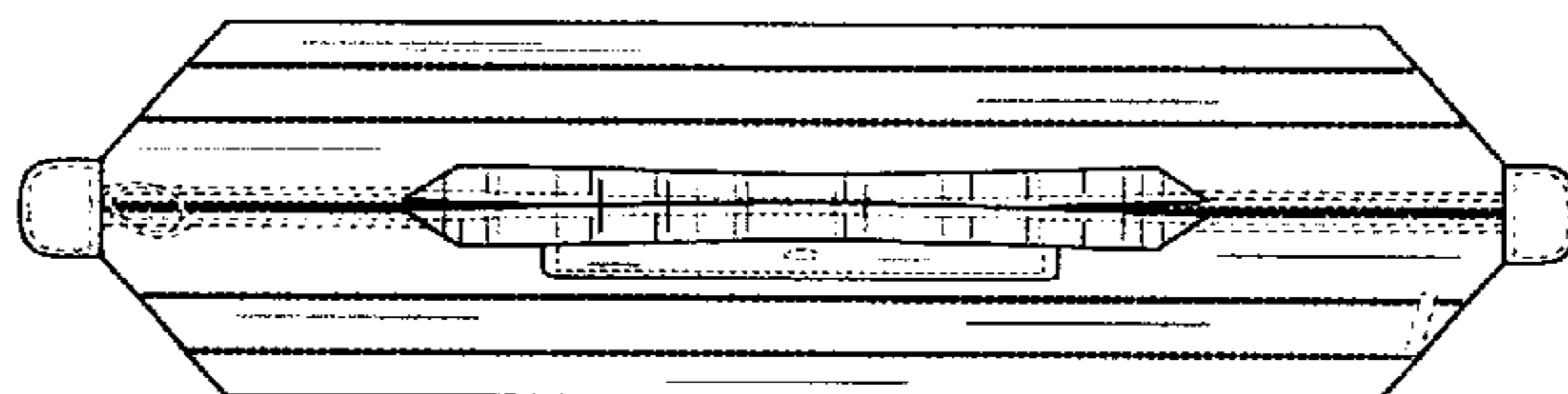


FIG. 4

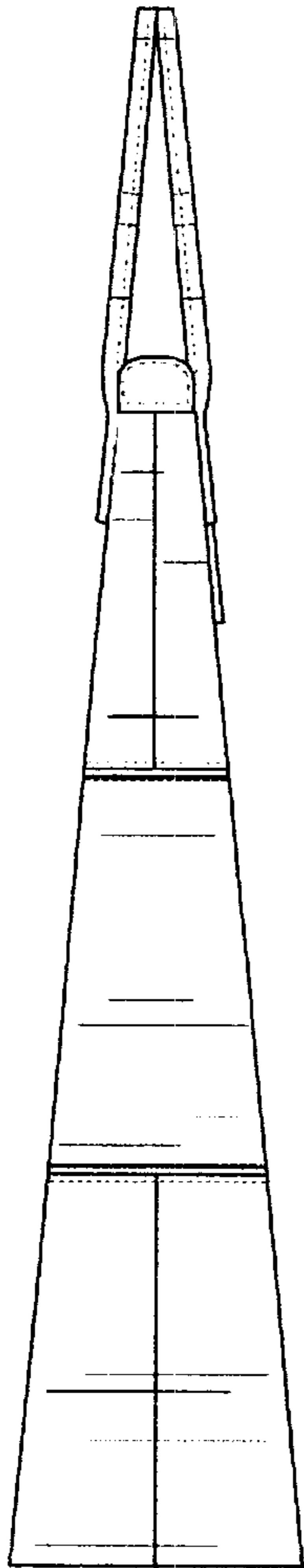


FIG. 5




FIG. 6

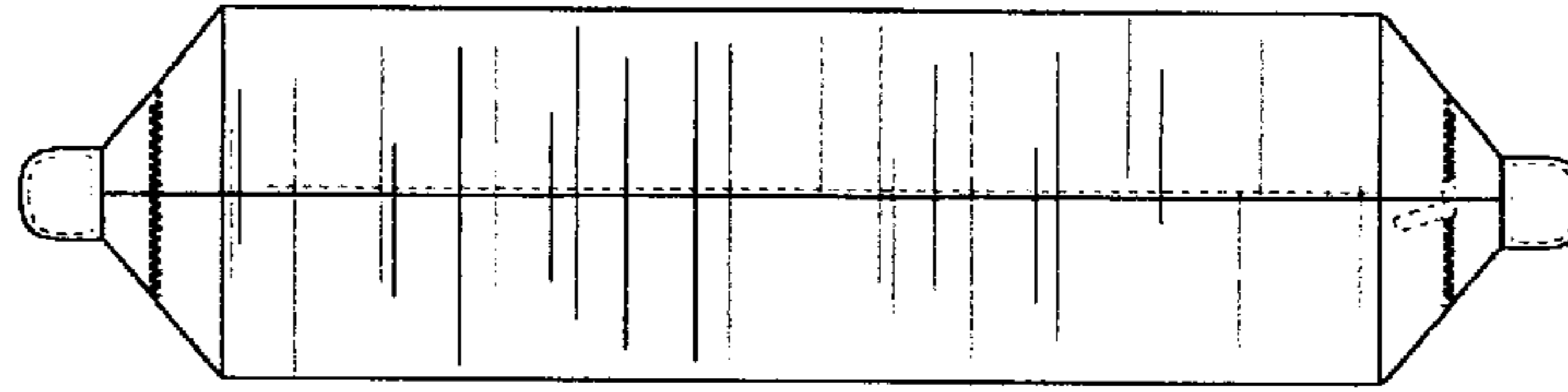


FIG. 7

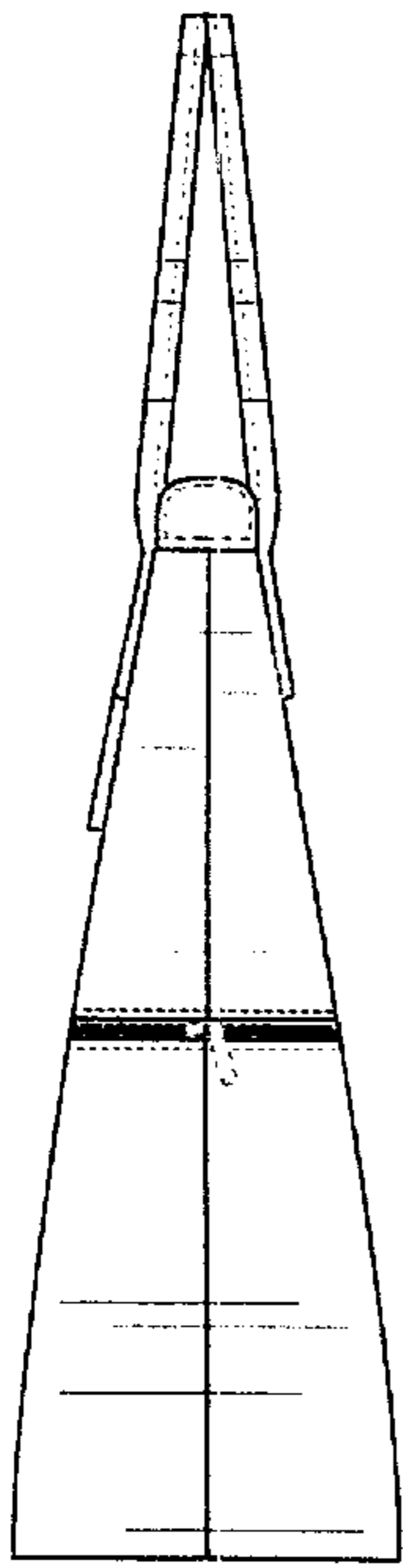


FIG. 8




FIG. 9

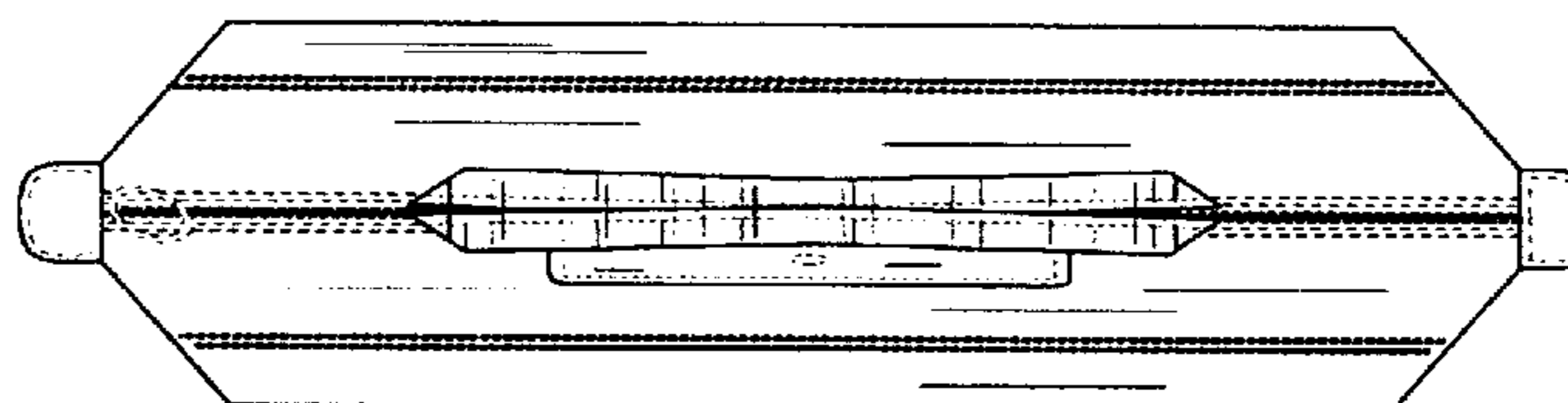


FIG. 10

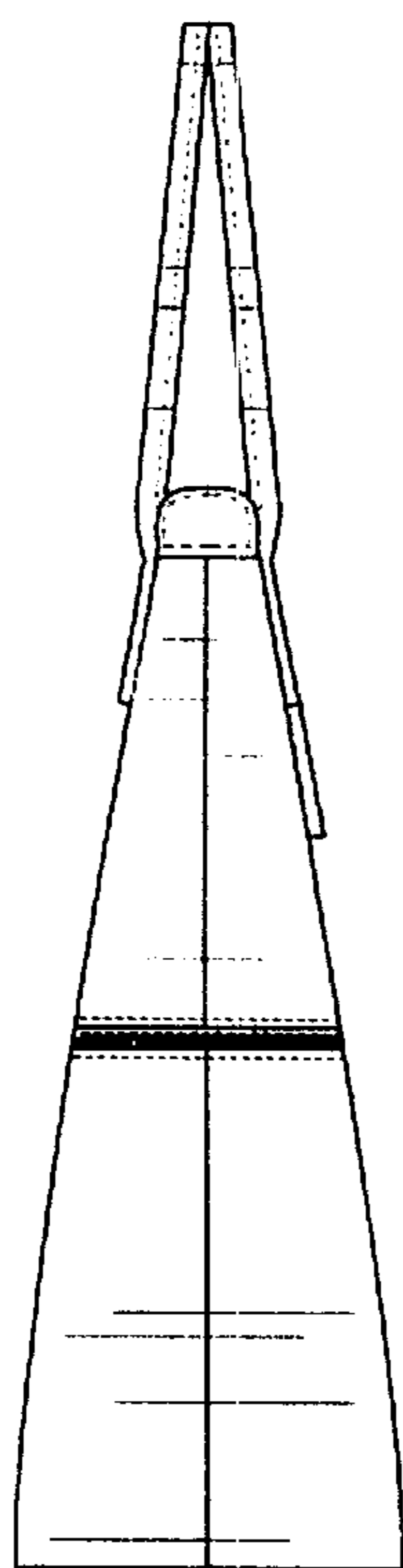


FIG. 11




FIG. 12