



US00D530901S

(12) **United States Design Patent**
Choi

(10) **Patent No.:** **US D530,901 S**
(45) **Date of Patent:** **** Oct. 31, 2006**

(54) **SHOE**

D163,792 S * 7/1951 Cohn D2/898
D172,976 S * 9/1954 Langdon et al. D2/918
D448,146 S * 9/2001 Jacobs D2/917

(75) Inventor: **Sandra Choi**, London (GB)

(73) Assignee: **J. Choo (Jersey) Limited**, Jersey (GB)

(**) Term: **14 Years**

(21) Appl. No.: **29/226,033**

(22) Filed: **Mar. 23, 2005**

(30) **Foreign Application Priority Data**

Sep. 28, 2004 (EM) 235361-0029

(51) **LOC (8) Cl.** **02-99**

(52) **U.S. Cl.** **D2/971**

(58) **Field of Classification Search** D2/916-922,
D2/925-941, 969, 971; 36/11.5, 83
See application file for complete search history.

(56) **References Cited**

U.S. PATENT DOCUMENTS

1,908,433 A * 5/1933 Manville 36/11.5
D113,973 S * 3/1939 Levin D2/930
D158,470 S * 5/1950 Koomruian D2/932

OTHER PUBLICATIONS

U.S. Appl. No. 29/206,035; filed May 24, 2005.
U.S. Appl. No. 29/222,812; filed Feb. 4, 2005.

* cited by examiner

Primary Examiner—Dominic Simone

(74) *Attorney, Agent, or Firm*—Fross Zelnick Lehrman &
Zissu, P.C.; Lawrence E. Apolzon, Esq.

(57) **CLAIM**

The ornamental design for a shoe, as shown and described.

DESCRIPTION

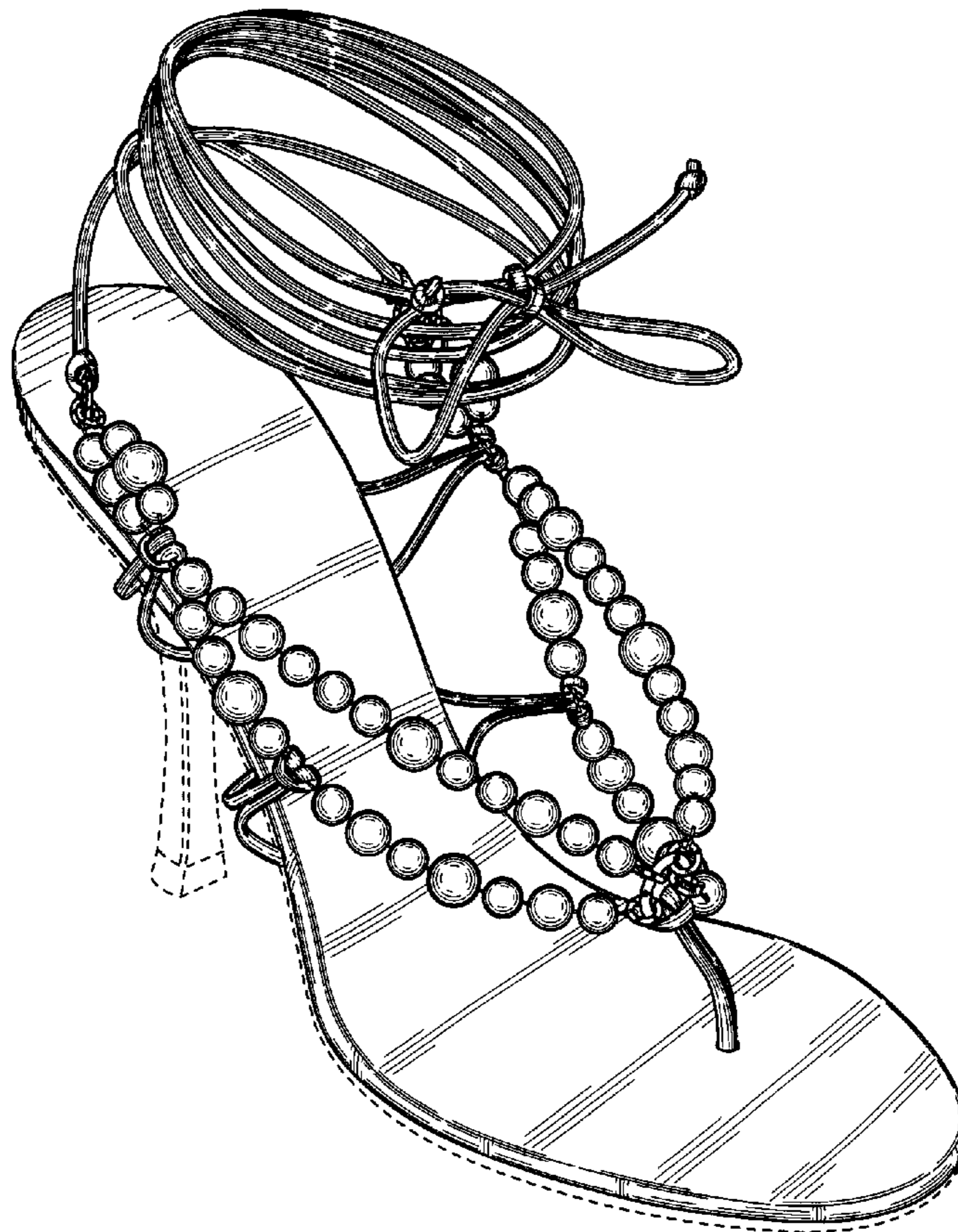
FIG. 1 is a front perspective view of a shoe showing my shoe design;

FIG. 2 is a left side view of the shown in FIG. 1; and,

FIG. 3 is a right side view of the shoe shown in FIG. 1.

The broken line showing of the sole and heel is for illustrative purposes only and forms no part of the claimed design.

1 Claim, 3 Drawing Sheets



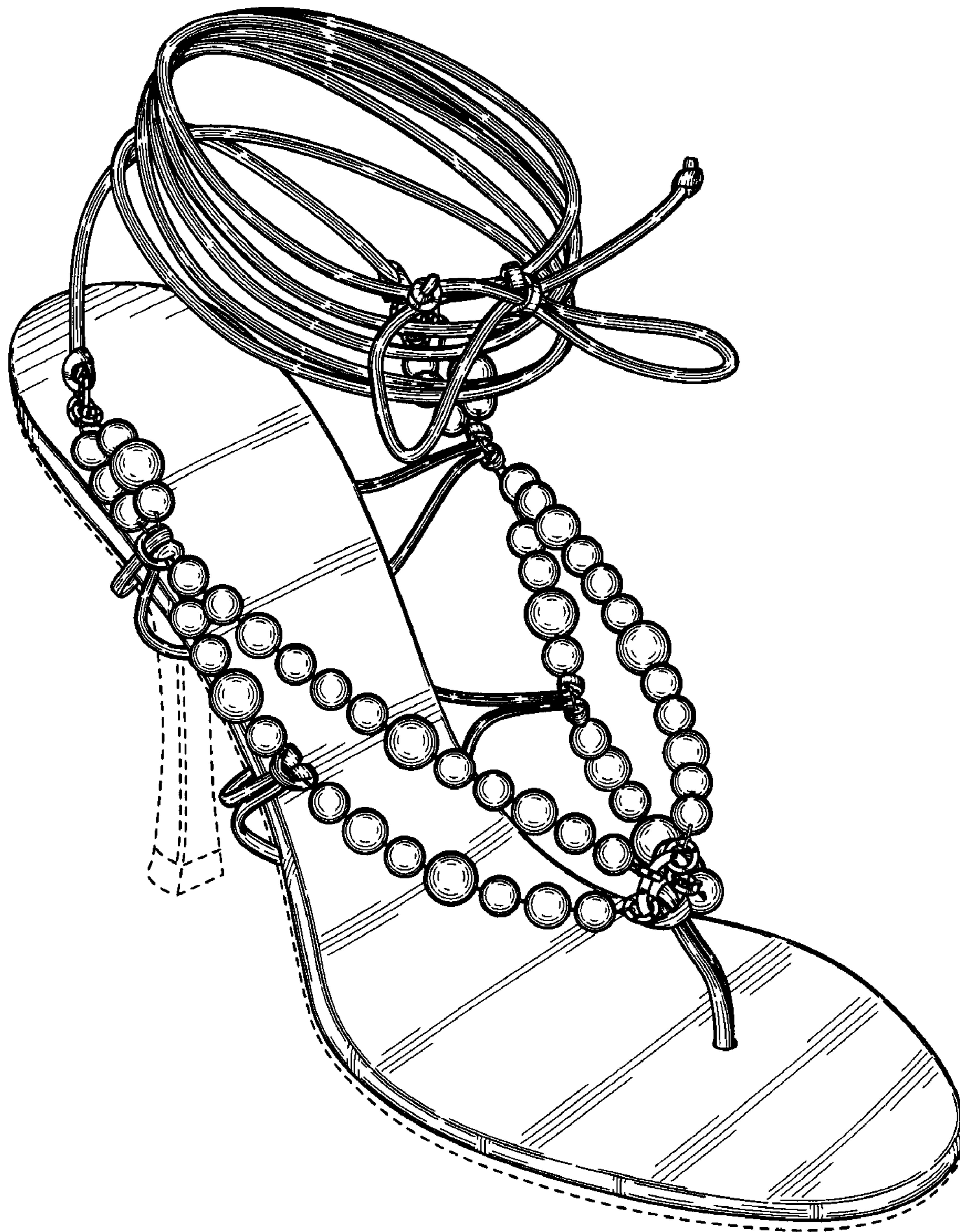


FIG. 1

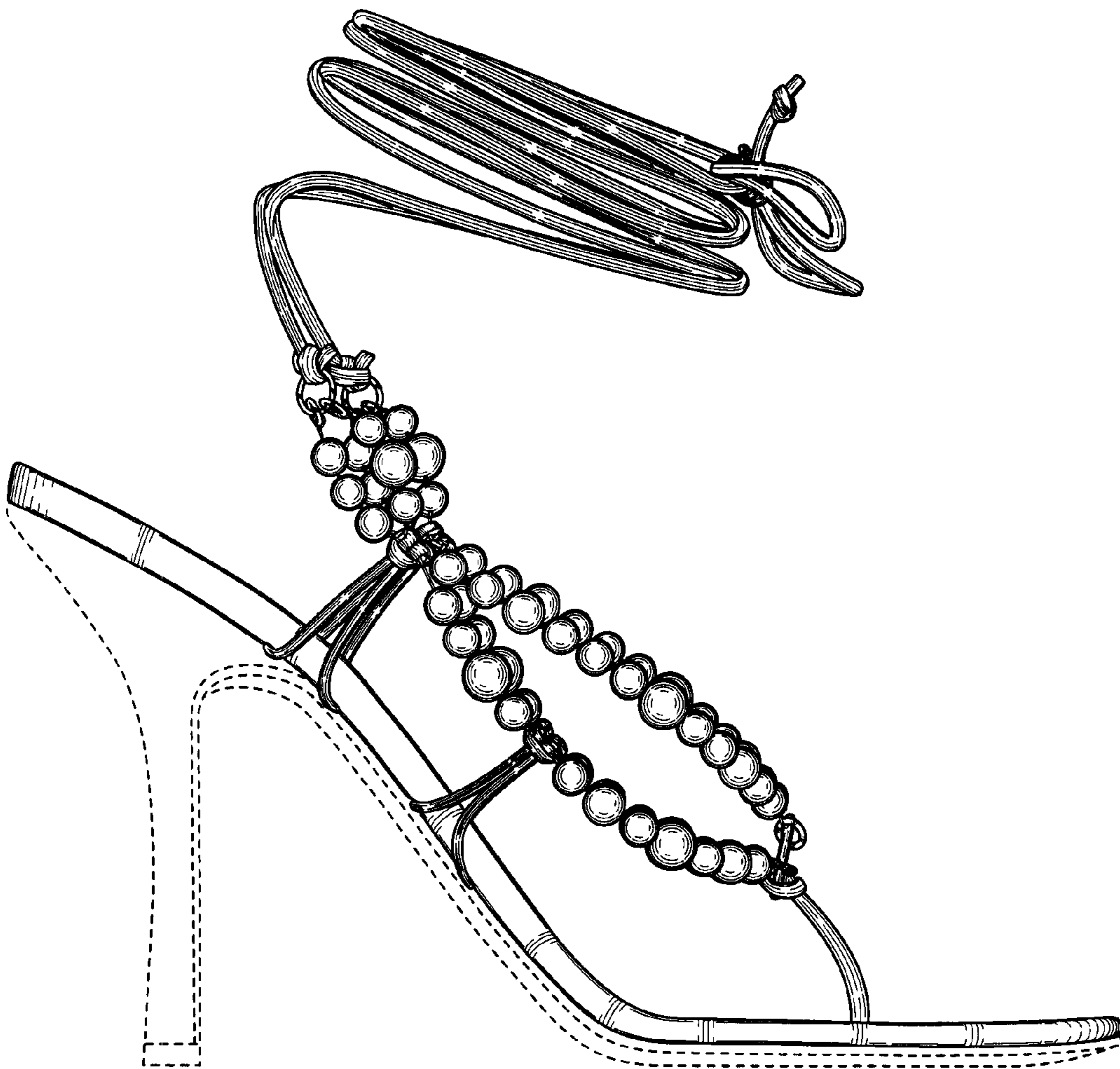


FIG. 2

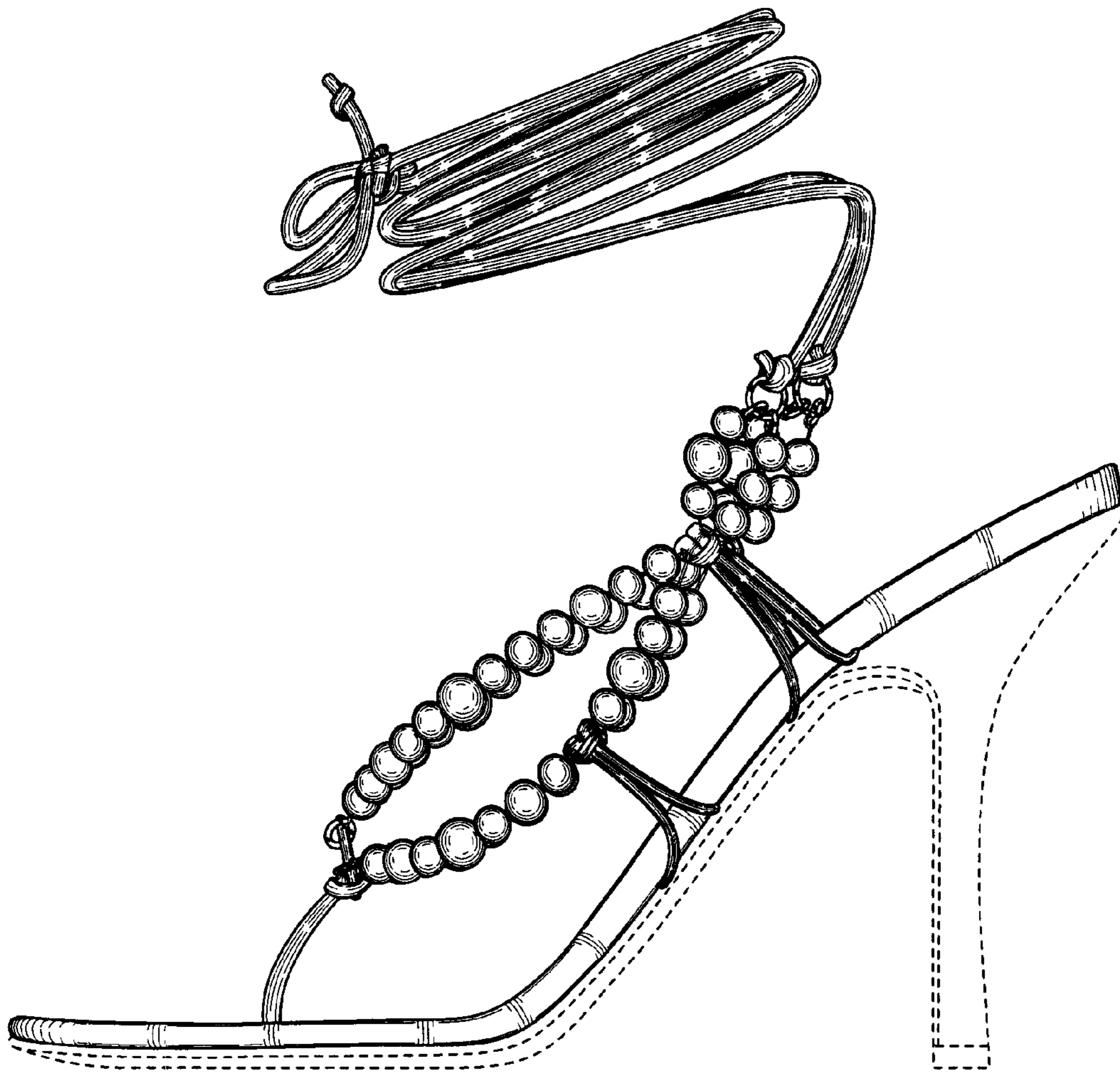


FIG. 3