



US00D530891S

(12) **United States Design Patent**  
**Matis et al.**

(10) **Patent No.:** **US D530,891 S**

(45) **Date of Patent:** **\*\* Oct. 31, 2006**

(54) **FOOTWEAR SOLE**

D518,280 S \* 4/2006 Matis et al. .... D2/957  
D520,721 S \* 5/2006 White et al. .... D2/957

(75) Inventors: **Clark A. Matis**, Charlotte, VT (US);  
**Trond Sonnergren**, Milan (IT)

**OTHER PUBLICATIONS**

(73) Assignee: **Wolverine World Wide, Inc.**,  
Rockford, MI (US)

Merrell Fall 2004 Catalog, pp. 15, 22.  
Merrell Spring 2002 Catalog, p. 23.  
Merrell Fall 2000 Catalog, p. 27.  
Hy-Test 1998 Catalog, p. 69.  
Columbia Sportswear Company Catalog Fall 2004,  
unknown page number.  
Merrell Spring 2005 Catalog, pp. 11, 28–29.  
North Face Fall 2003 Catalog, unknown page number.

(\*\*) Term: **14 Years**

(21) Appl. No.: **29/217,038**

(22) Filed: **Nov. 12, 2004**

(51) **LOC (8) Cl.** ..... **02-04**

\* cited by examiner

(52) **U.S. Cl.** ..... **D2/953; D2/951; D2/954;**  
**D2/957; D2/960**

*Primary Examiner*—Celia A. Murphy

(58) **Field of Classification Search** ..... D2/902,  
D2/946–949, 951–960; 36/3 B, 22 R, 24.5,  
36/25 R, 28, 32 R, 34 R, 67 A, 59 C

(74) *Attorney, Agent, or Firm*—Warner Norcross & Judd

See application file for complete search history.

(57) **CLAIM**

The ornamental design for footwear sole, as shown and described.

(56) **References Cited**

**DESCRIPTION**

**U.S. PATENT DOCUMENTS**

D414,594 S	*	10/1999	Parisotto	.....	D2/959
D417,946 S	*	12/1999	Turner	.....	D2/960
D433,214 S	*	11/2000	McDowell	.....	D2/957
D433,790 S	*	11/2000	Oliver	.....	D2/957
D439,031 S	*	3/2001	Matis et al.	.....	D2/959
D440,748 S	*	4/2001	Morgan	.....	D2/957
D447,854 S	*	9/2001	Rogers	.....	D2/957
D467,712 S	*	12/2002	Delgorgue et al.	.....	D2/957
D473,042 S	*	4/2003	Wilson	.....	D2/960
D476,142 S	*	6/2003	Matis	.....	D2/960
D477,905 S	*	8/2003	Adams et al.	.....	D2/957
D496,525 S	*	9/2004	Dykstra	.....	D2/960
D498,042 S	*	11/2004	Recchi	.....	D2/959
D502,595 S	*	3/2005	Sonnergren	.....	D2/955
D505,249 S	*	5/2005	Urie	.....	D2/960
D508,764 S	*	8/2005	Sonnergren	.....	D2/956
D515,793 S	*	2/2006	Huard	.....	D2/957

FIG. 1 is a perspective view of the footwear sole embodying the new design;

FIG. 2 is a top plan view thereof;

FIG. 3 is a right side elevational view thereof;

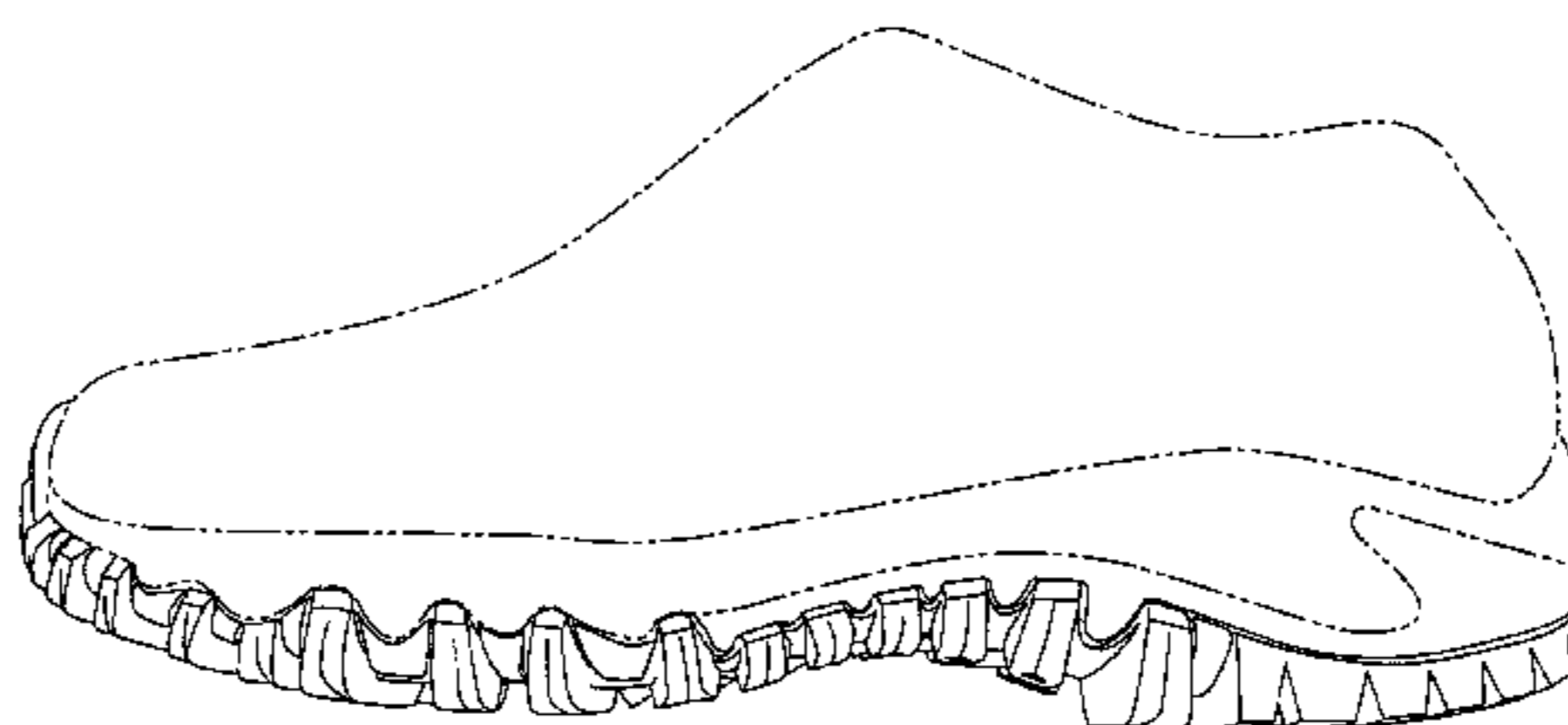
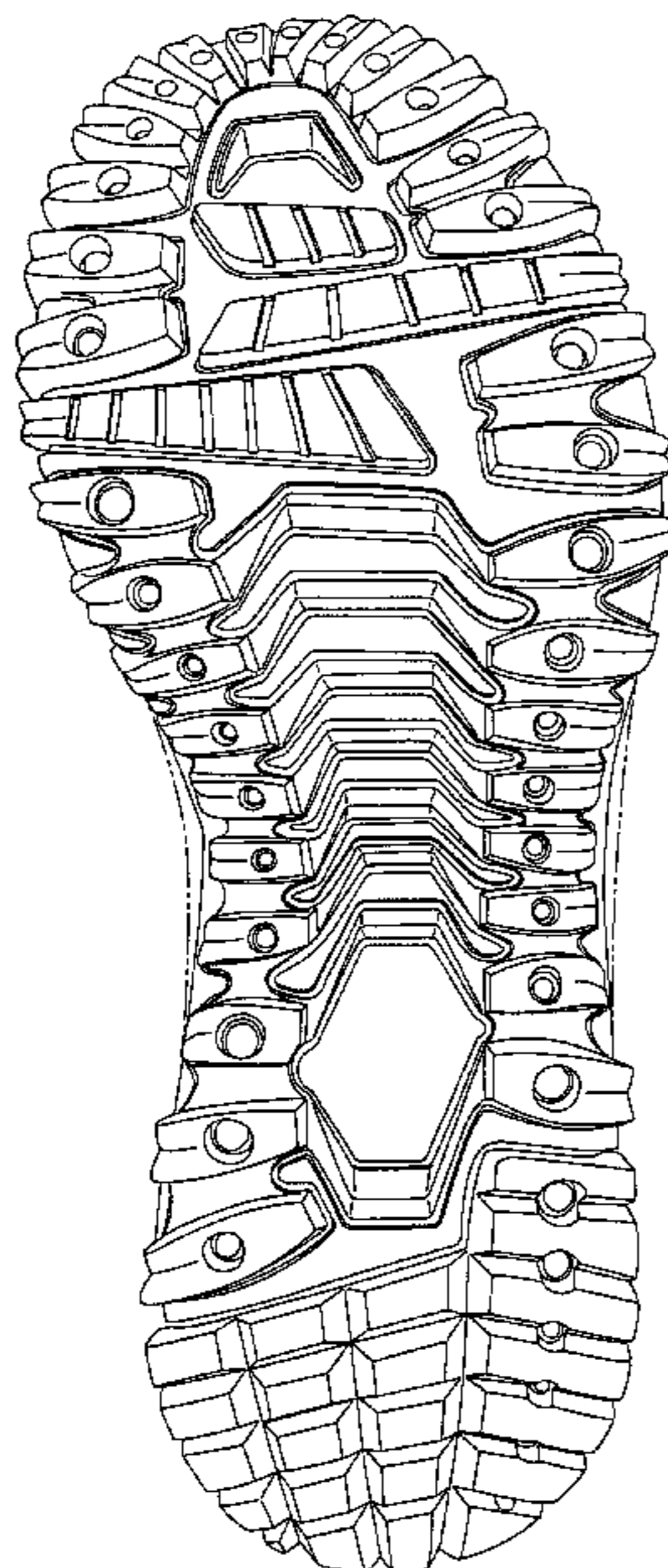
FIG. 4 is a left side elevational view thereof;

FIG. 5 is a front view thereof; and,

FIG. 6 is a rear view thereof.

FIGS. 1–6 show features of an article of footwear in phantom lines. These features are shown for environmental purposes and do not form any part of the claimed design. Further, the phantom lines immediately adjacent the solid-line portions of the design form the boundary of the design, with the phantom lines forming no part of the claimed design.

**1 Claim, 4 Drawing Sheets**



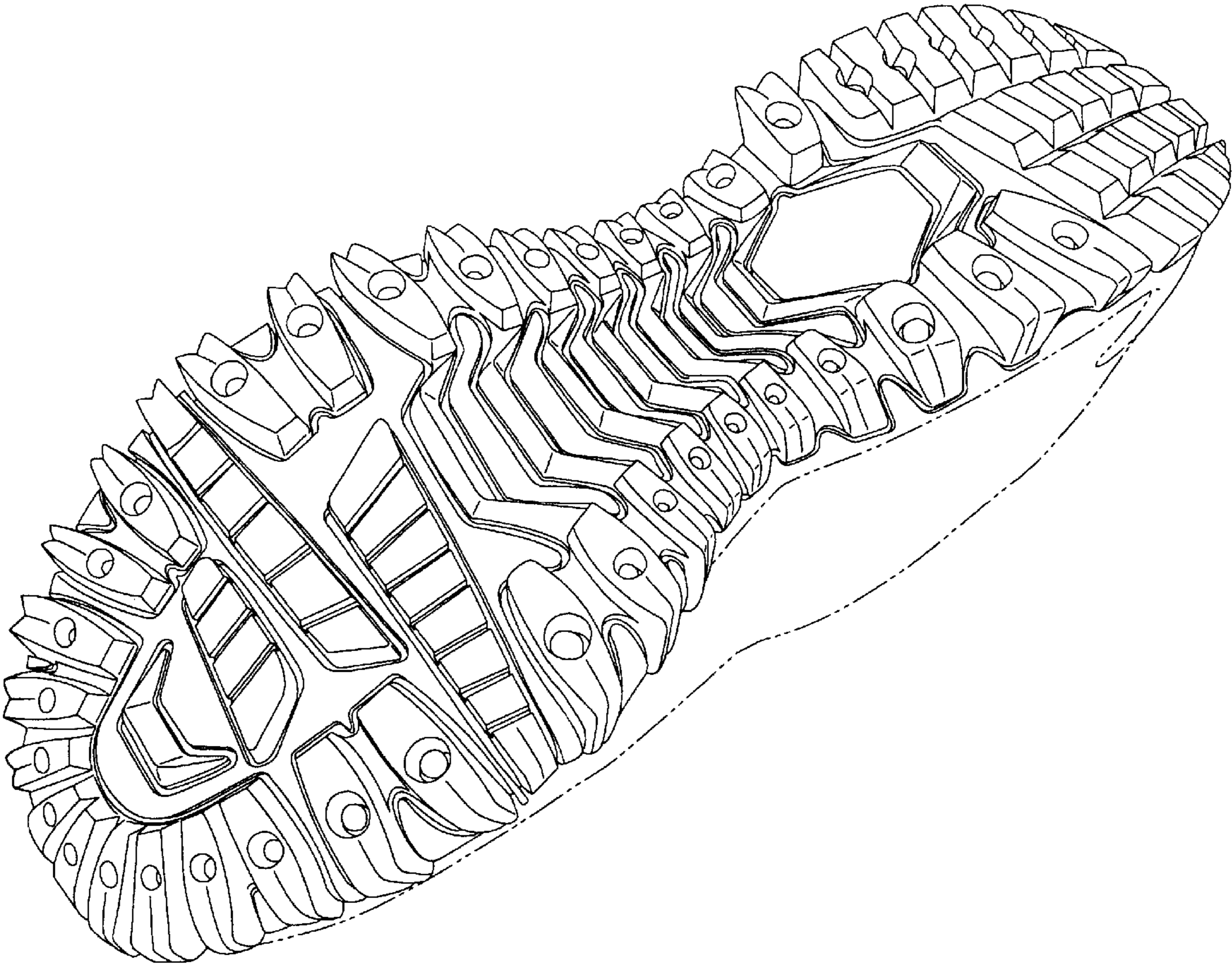


Fig. 1

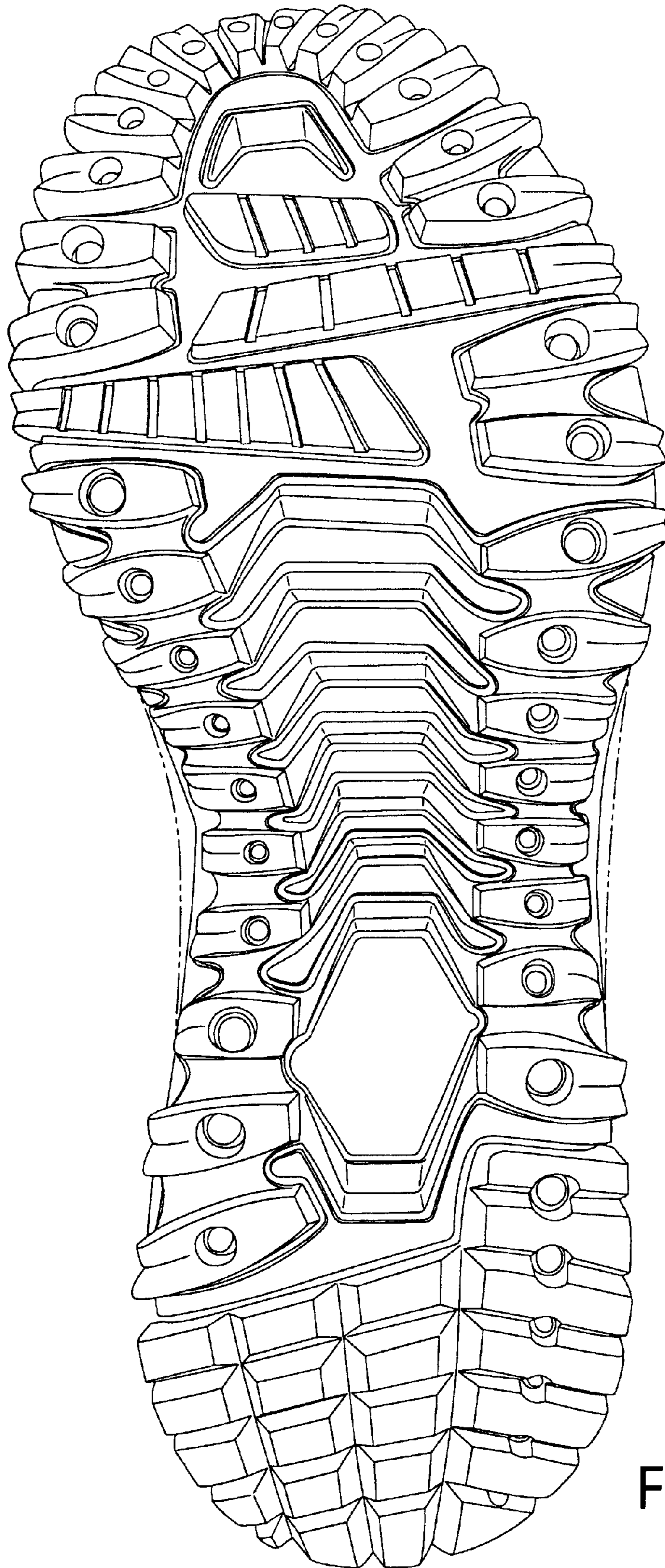


Fig. 2

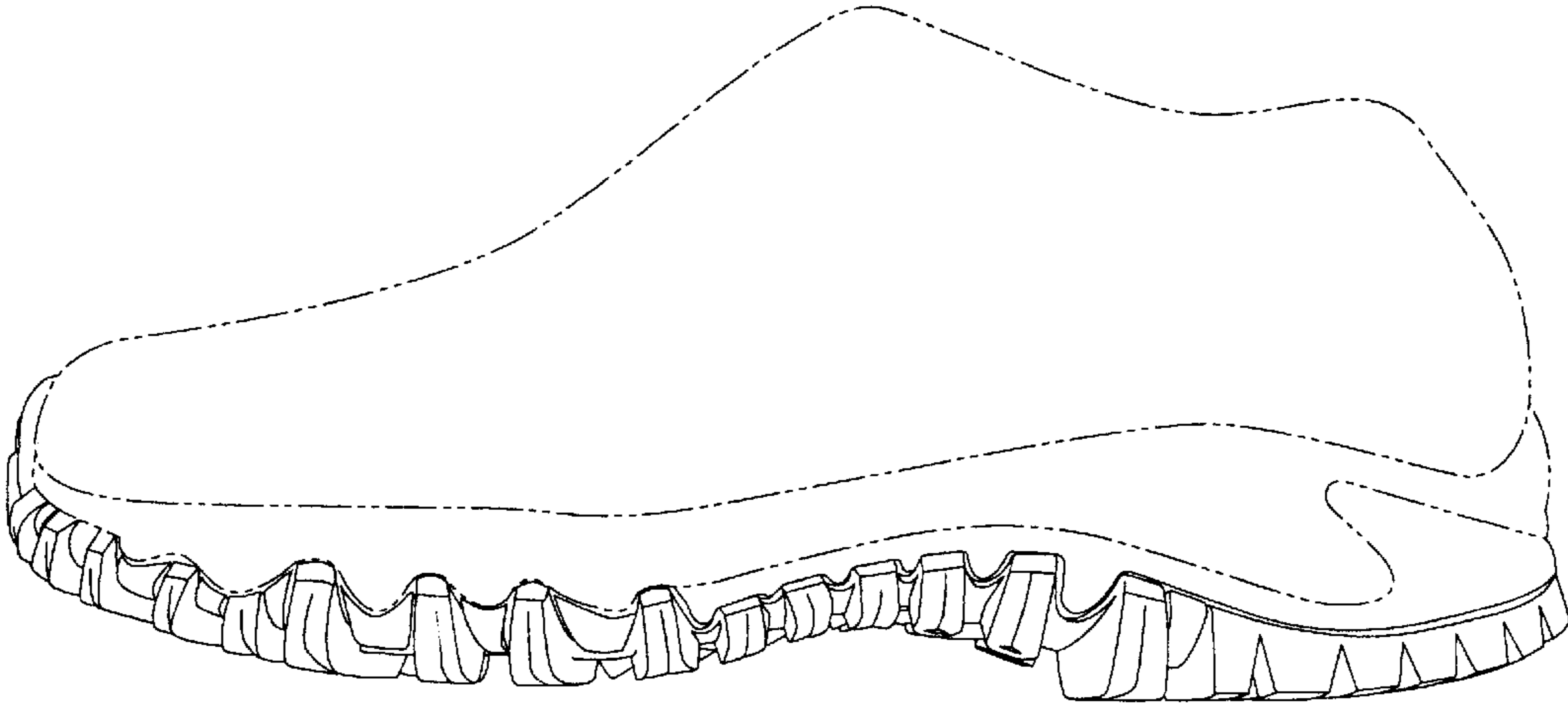


Fig. 3



Fig. 4

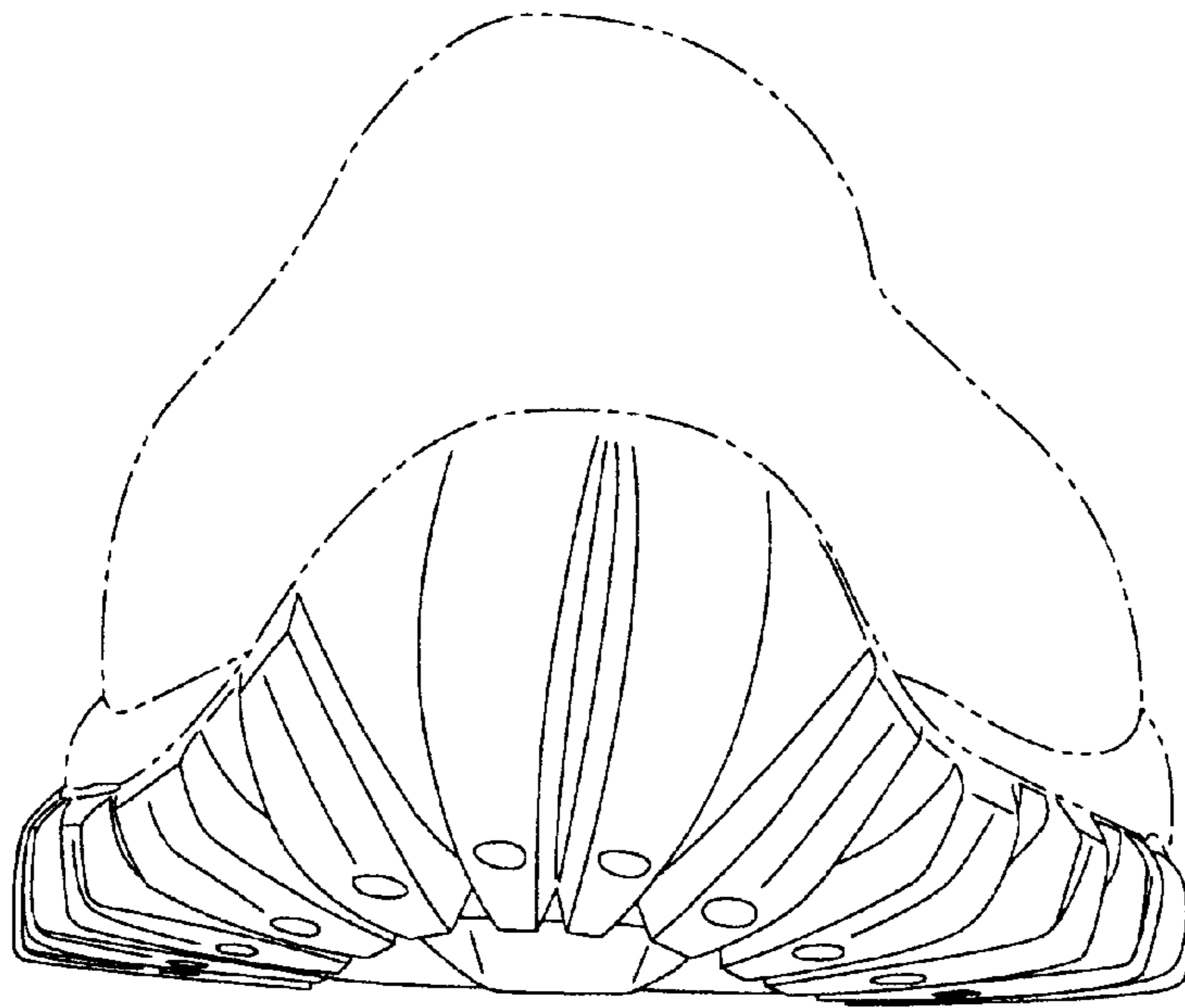


Fig. 5

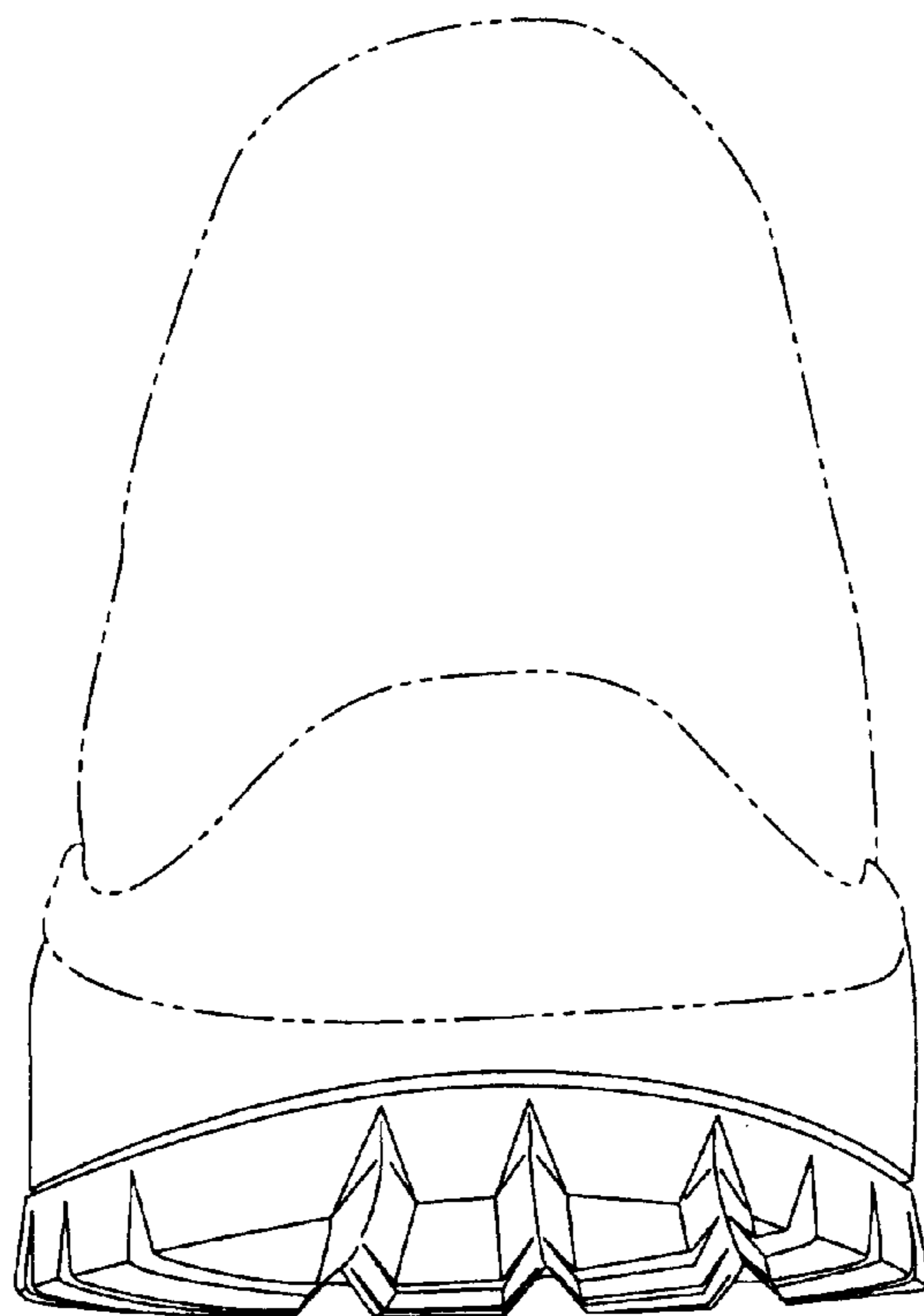


Fig. 6