



US00D530880S

(12) **United States Design Patent**
Magee et al.

(10) **Patent No.:** **US D530,880 S**

(45) **Date of Patent:** **** Oct. 24, 2006**

(54) **SELF SERVICE TRANSACTION TERMINAL**

D360,739 S	*	7/1995	Hall	D99/28
D386,883 S	*	11/1997	Do et al.	D99/28
D419,277 S	*	1/2000	Ishii et al.	D99/35
D456,587 S	*	4/2002	Kit et al.	D99/28
D492,080 S	*	6/2004	Magee et al.	D99/28
D505,240 S	*	5/2005	Swaine et al.	D99/28

(75) Inventors: **Paul D. Magee**, North Canton, OH (US); **Donald S. Nelson, Jr.**, Akron, OH (US); **David A. Barker**, North Canton, OH (US); **Jesse P. Carlson**, Bay Village, OH (US); **Rene Polin, Jr.**, Willoughby, OH (US)

* cited by examiner

(73) Assignee: **Diebold SCLF-Service Systems division of Diebold, Incorporated**, North Canton, OH (US)

Primary Examiner—Paula A. Greene

(74) *Attorney, Agent, or Firm*—Ralph E. Jocke; Walker & Jocke

(**) Term: **14 Years**

(57) **CLAIM**

We claim the ornamental design for a self service transaction terminal, as shown and described.

(21) Appl. No.: **29/242,227**

(22) Filed: **Nov. 7, 2005**

DESCRIPTION

(51) **LOC (8) Cl.** **99-00**

(52) **U.S. Cl.** **D99/28**

(58) **Field of Classification Search** D99/28,
D99/35, 34, 36, 40, 41, 43; D18/3.1-3.3;
D14/381; D20/1, 4, 5; 235/379, 380, 381;
194/217

FIG. 1 is a left front perspective view of a self service transaction terminal showing our new design, the undisclosed rear is not part of the claimed design;

FIG. 2 is a right front perspective view thereof, the undisclosed top and bottom are not part of the claimed design;

FIG. 3 is a right side view; and,

FIG. 4 is a left side view.

See application file for complete search history.


Surfaces not shown do not form a part of the claimed design.

(56) **References Cited**

U.S. PATENT DOCUMENTS

D317,071 S * 5/1991 McFadden et al. D99/28

1 Claim, 4 Drawing Sheets






Fig. 1




Fig. 2

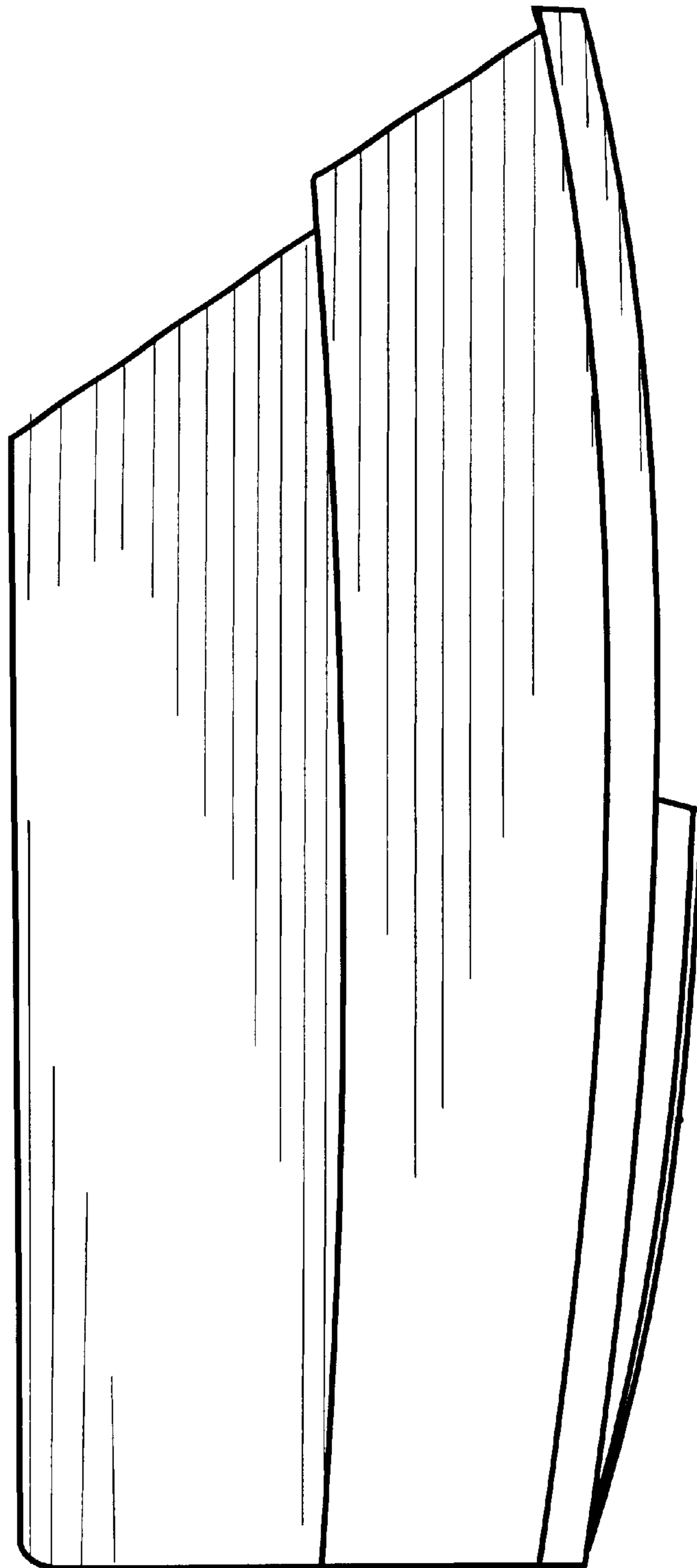


Fig. 3




Fig. 4