



US00D530867S

(12) **United States Design Patent**
Kaiser et al.

(10) **Patent No.:** **US D530,867 S**

(45) **Date of Patent:** **** Oct. 24, 2006**

(54) **SHIRT PRESSING APPARATUS**
(75) Inventors: **Helmut Kaiser**, Wolfratshausen (DE);
Roland Vetter, Giengen-Sachsenhausen
(DE); **Gerd Wilsdorf**, Olching (DE)

3,749,292 A * 7/1973 Engelbart 223/57
4,199,088 A * 4/1980 Sanko 223/67
4,303,183 A * 12/1981 Schlemmon 223/67
4,351,457 A * 9/1982 Engelbart 223/57
6,840,412 B1 * 1/2005 Damrath et al. 223/57
6,913,172 B1 * 7/2005 Damrath et al. 223/67

(73) Assignee: **BSH Bosch und Siemens Hausgeraete GmbH**, Munich (DE)

* cited by examiner

(**) Term: **14 Years**

Primary Examiner—Louis S. Zarfes

Assistant Examiner—Kathleen Sims

(21) Appl. No.: **29/204,457**

(74) *Attorney, Agent, or Firm*—John T. Winburn; Russell W. Warnock; Craig J. Loest

(22) Filed: **Apr. 29, 2004**

(57) **CLAIM**

(30) **Foreign Application Priority Data**

The ornamental design for a shirt pressing apparatus, as shown and described.

Oct. 29, 2003 (DE) 403 06 988

(51) **LOC (8) Cl.** **15-05**

(52) **U.S. Cl.** **D32/9**

(58) **Field of Classification Search** D32/1,
D32/9, 10; 223/51, 52, 57, 67, 70, 73, 74
See application file for complete search history.

DESCRIPTION

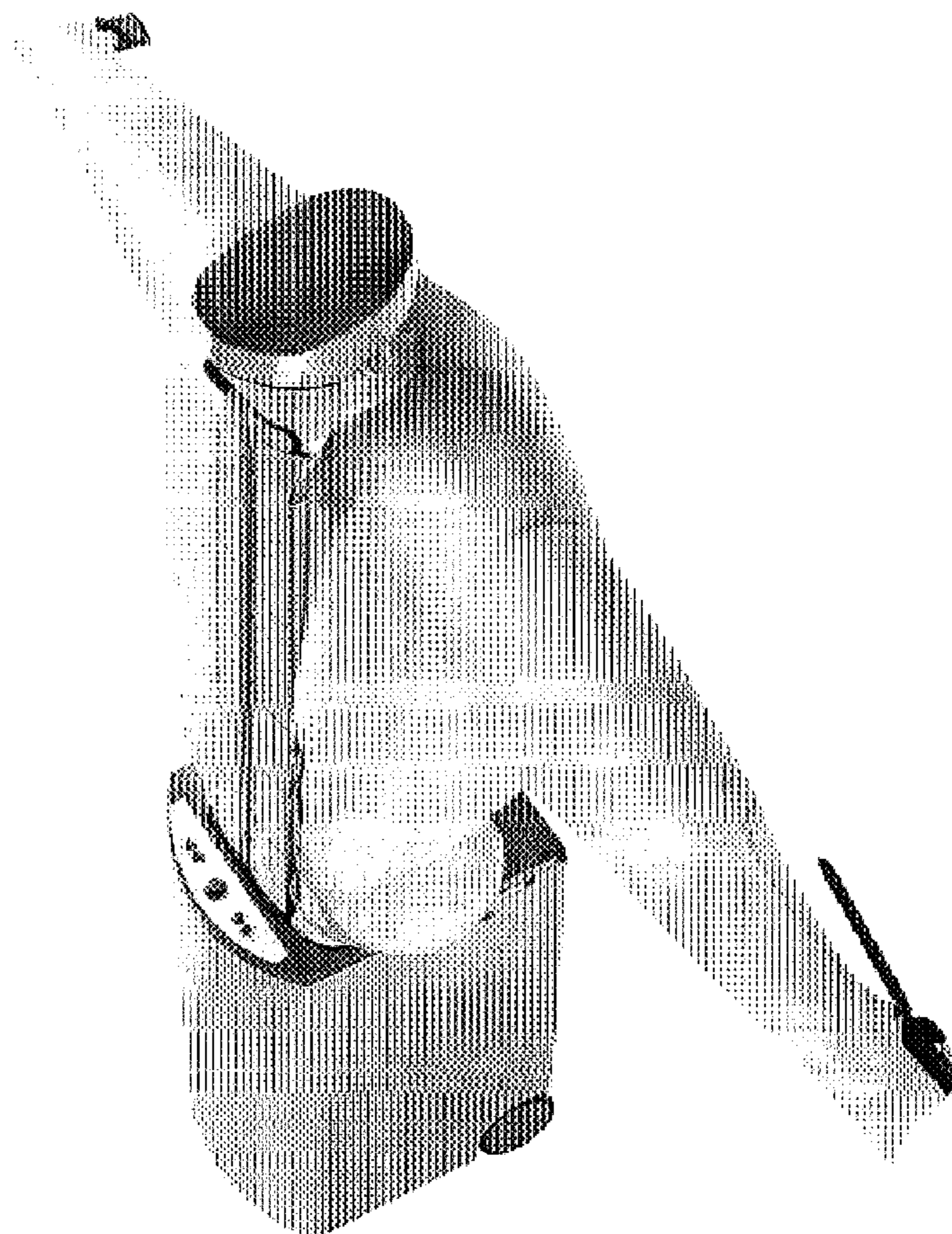
FIG. 1 is a front, left, top perspective view of the shirt pressing apparatus according to my new design; FIG. 2 is a front elevational view thereof; FIG. 3 is a left side elevational view thereof; FIG. 4 is a rear elevational view thereof; FIG. 5 is a right side elevational view thereof; and, FIG. 6 is a top plan view thereof.

(56) **References Cited**

U.S. PATENT DOCUMENTS

3,568,900 A * 3/1971 Paris 223/70
3,737,080 A * 6/1973 Paris 223/70

1 Claim, 6 Drawing Sheets



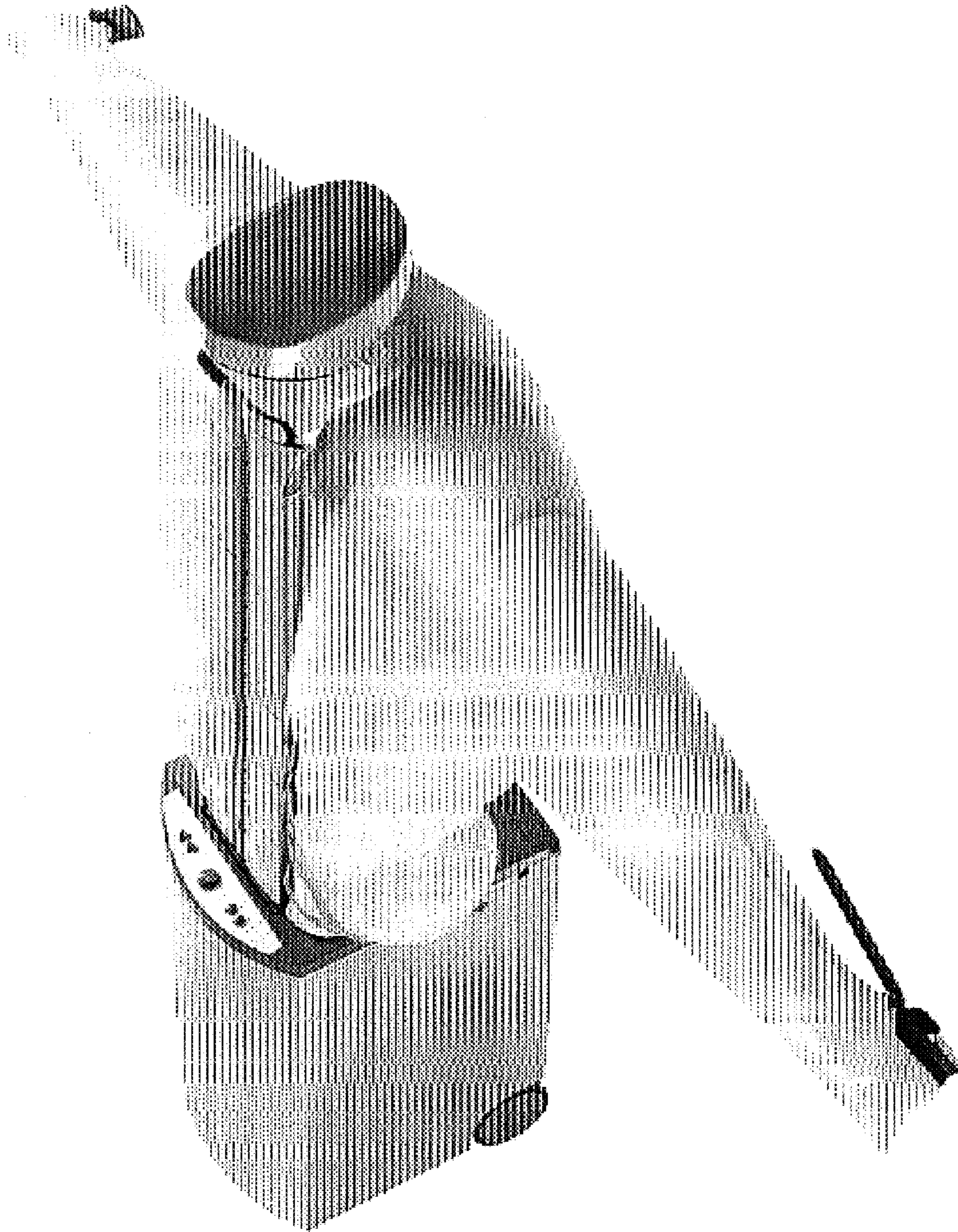


FIG. 1

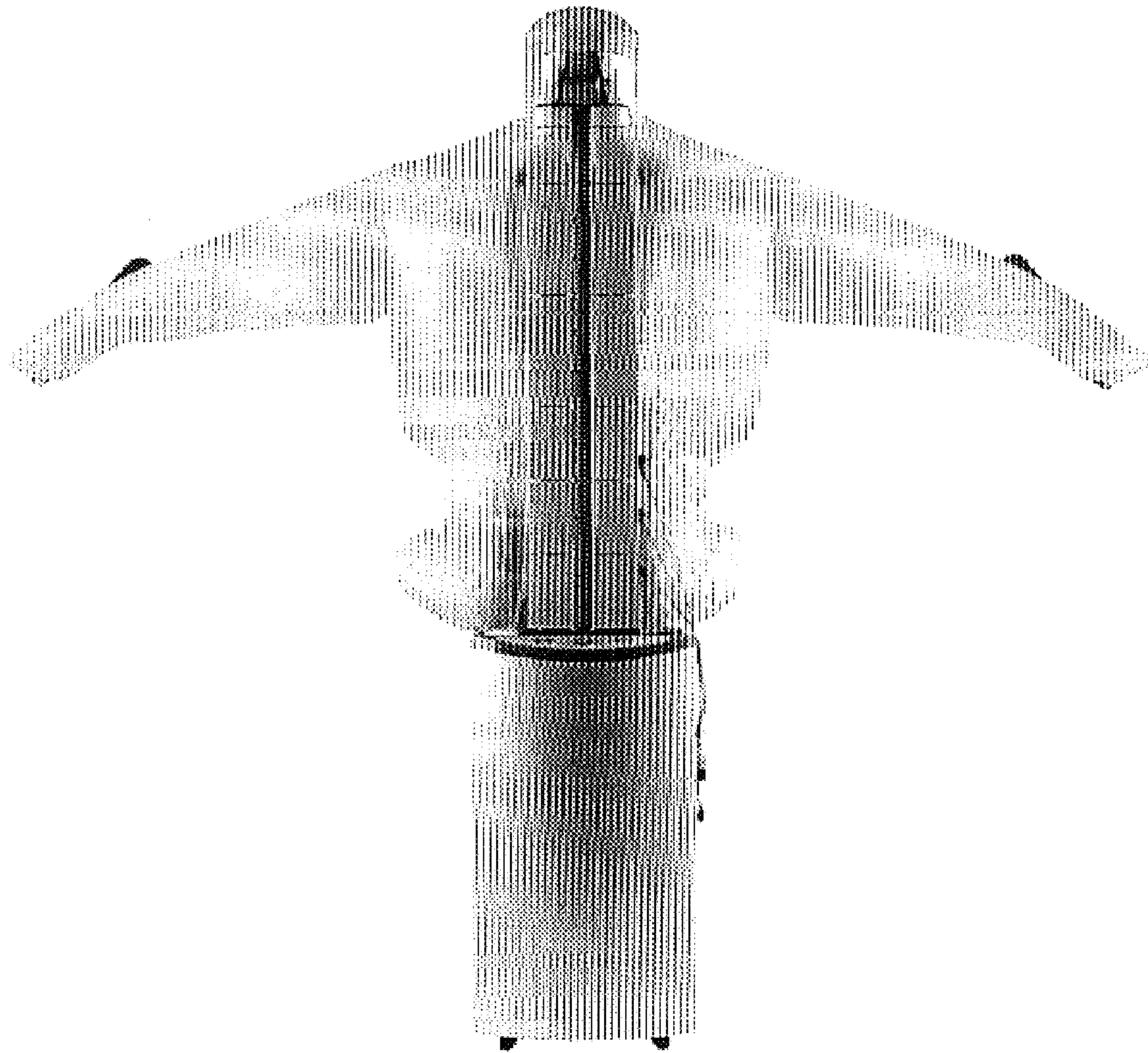


FIG. 2




FIG. 3




FIG. 4




FIG. 5

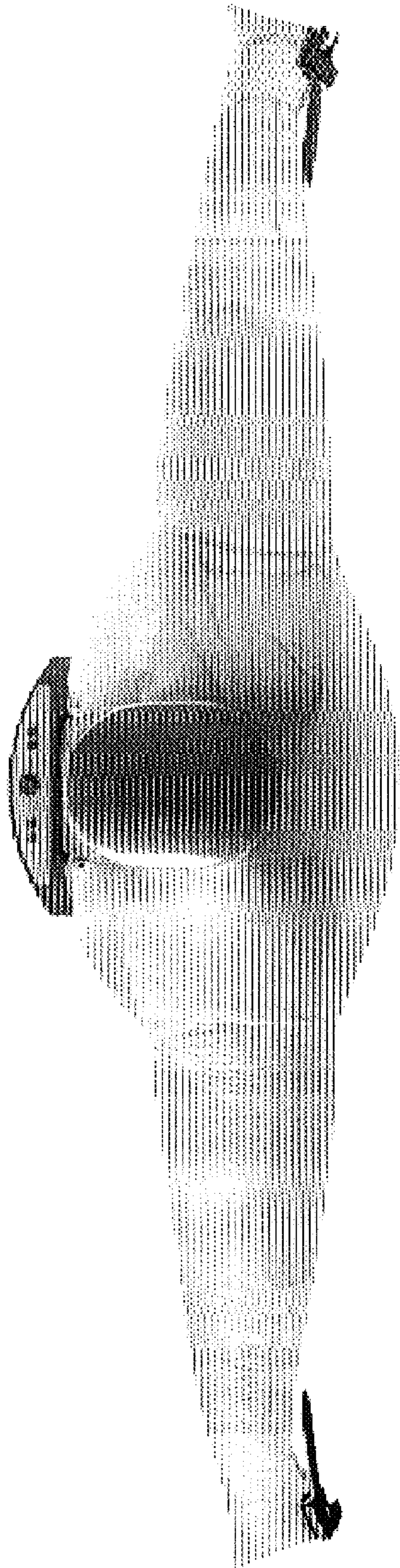


FIG. 6