



US00D530835S

(12) **United States Design Patent**  
**Rosine et al.**

(10) **Patent No.:** **US D530,835 S**

(45) **Date of Patent:** **\*\* Oct. 24, 2006**

(54) **MODULAR SHED FLOOR ASSEMBLY**

(75) Inventors: **Lyle A. Rosine**, Oswego, IL (US); **Jed C. Richardson**, Batavia, IL (US)

(73) Assignee: **Suncast Corp.**, Batavia, IL (US)

(\*\*) Term: **14 Years**

(21) Appl. No.: **29/235,251**

(22) Filed: **Jul. 29, 2005**

(51) **LOC (8) Cl.** ..... **25-01**

(52) **U.S. Cl.** ..... **D25/138**

(58) **Field of Classification Search** ..... D25/138;  
52/177, 264, 236.6, 302.1

See application file for complete search history.

(56) **References Cited**

**U.S. PATENT DOCUMENTS**

6,301,848 B1 \* 10/2001 Whitaker ..... 52/302.1  
D450,859 S \* 11/2001 Abdollahi ..... D25/138

6,467,224 B1 \* 10/2002 Bertolini ..... 52/177  
6,526,710 B1 \* 3/2003 Killen ..... 52/220.1  
D492,426 S \* 6/2004 Strickler ..... D25/162

\* cited by examiner

*Primary Examiner*—Doris Clark

(74) *Attorney, Agent, or Firm*—McHale & Slavin PA

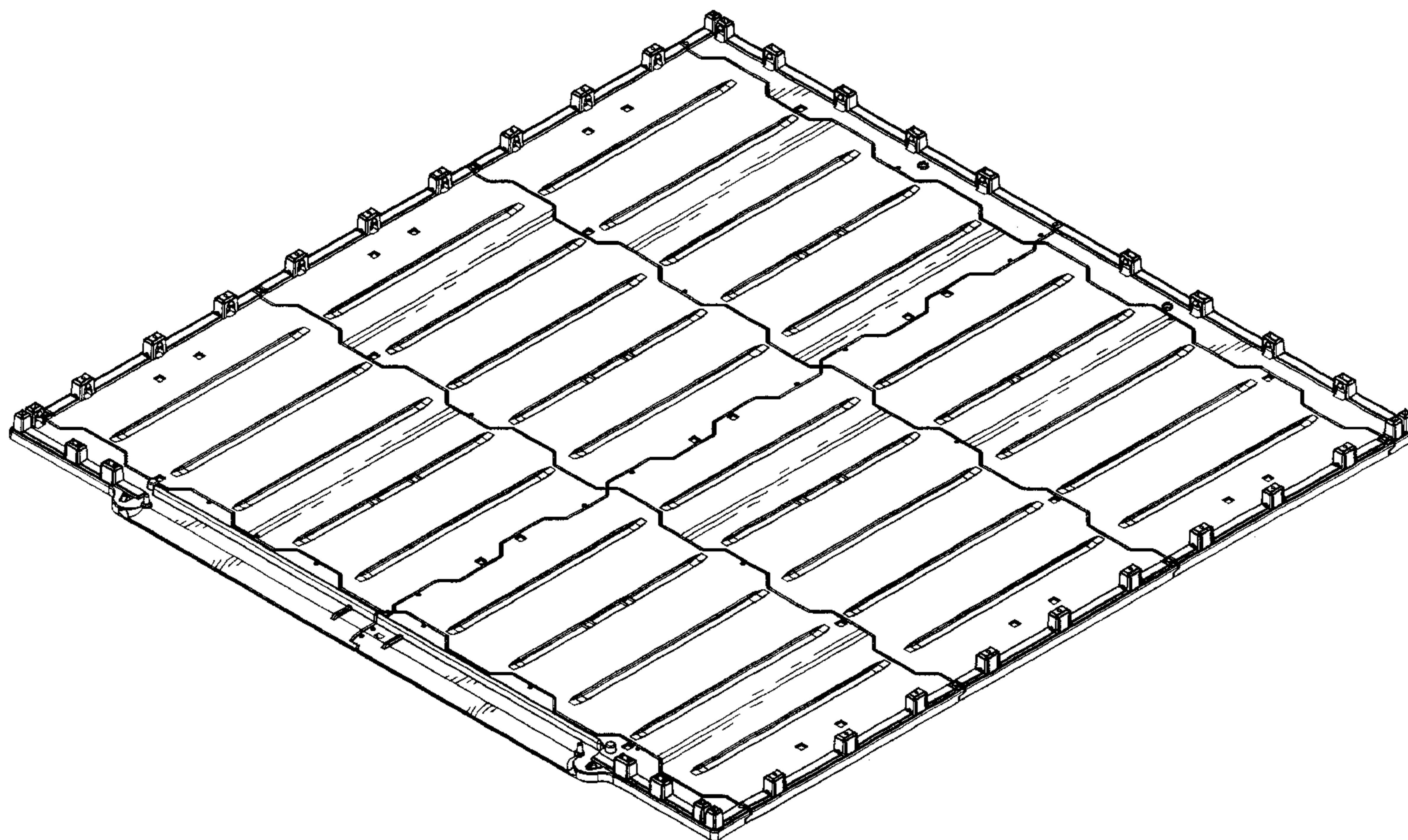
(57) **CLAIM**

The ornamental design for a modular shed floor assembly, as shown and described.

**DESCRIPTION**

FIG. 1 is a top perspective view of the modular shed floor assembly of the instant invention;  
FIG. 2 is a top view of the instant invention;  
FIG. 3 is a bottom view of the instant invention;  
FIG. 4 is a front view of the instant invention;  
FIG. 5 is a right side view of the instant invention, the left side being identical thereto; and,  
FIG. 6 is an exploded view of the instant invention.

**1 Claim, 5 Drawing Sheets**



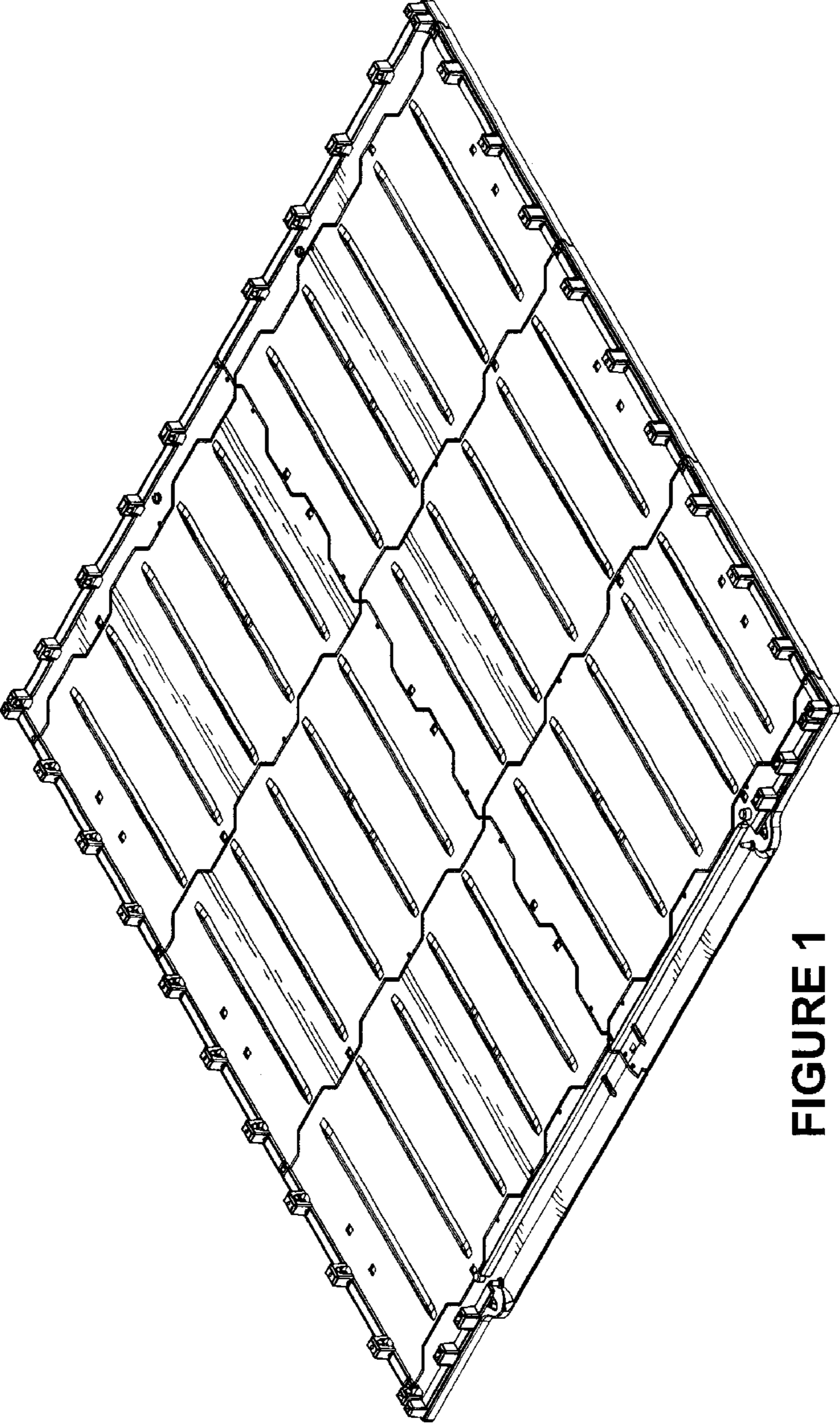


FIGURE 1

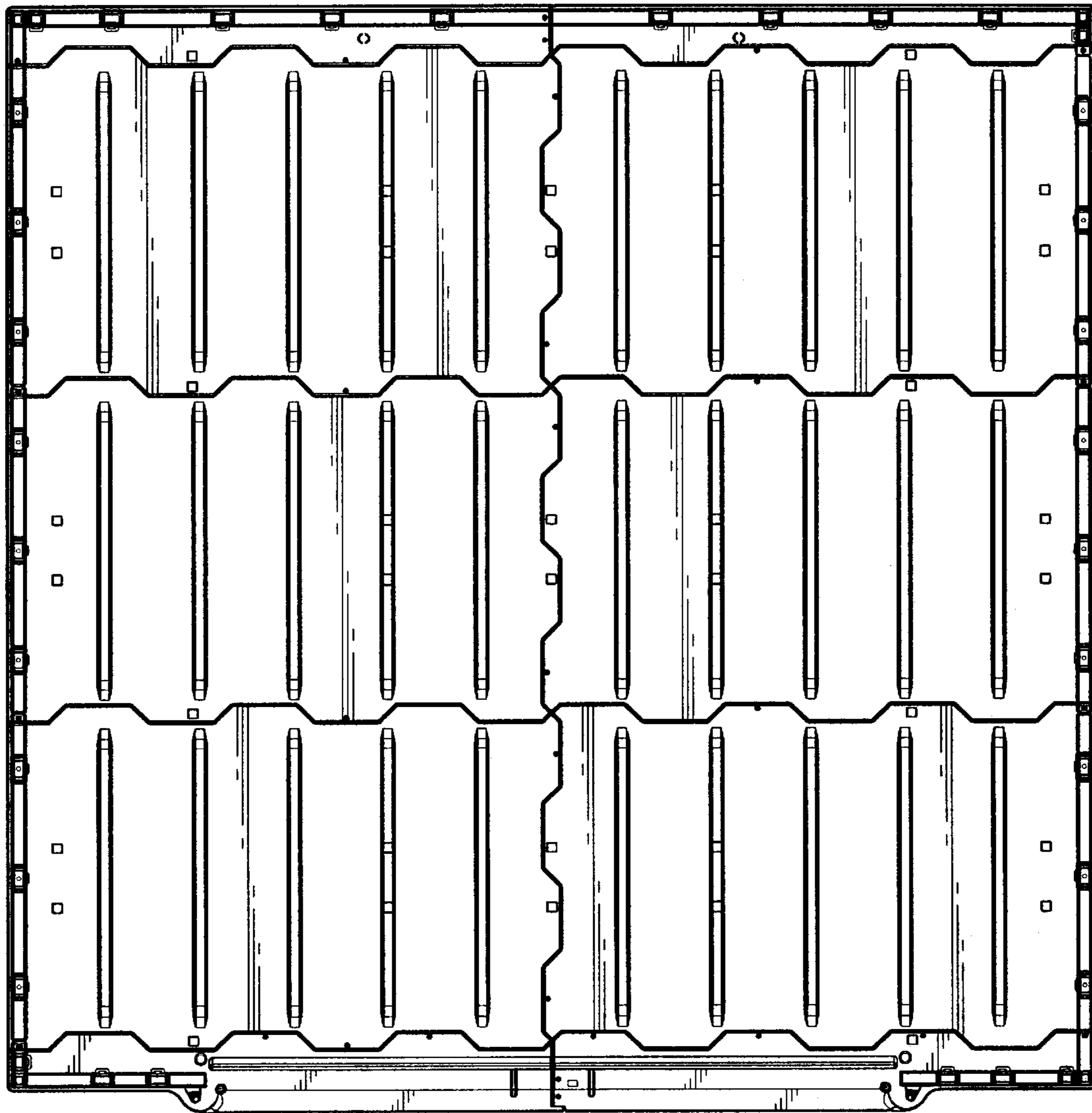


FIGURE 2






FIGURE 3

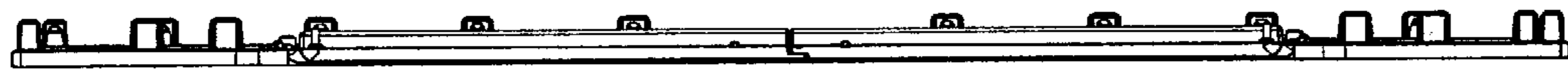


FIGURE 4



FIGURE 5

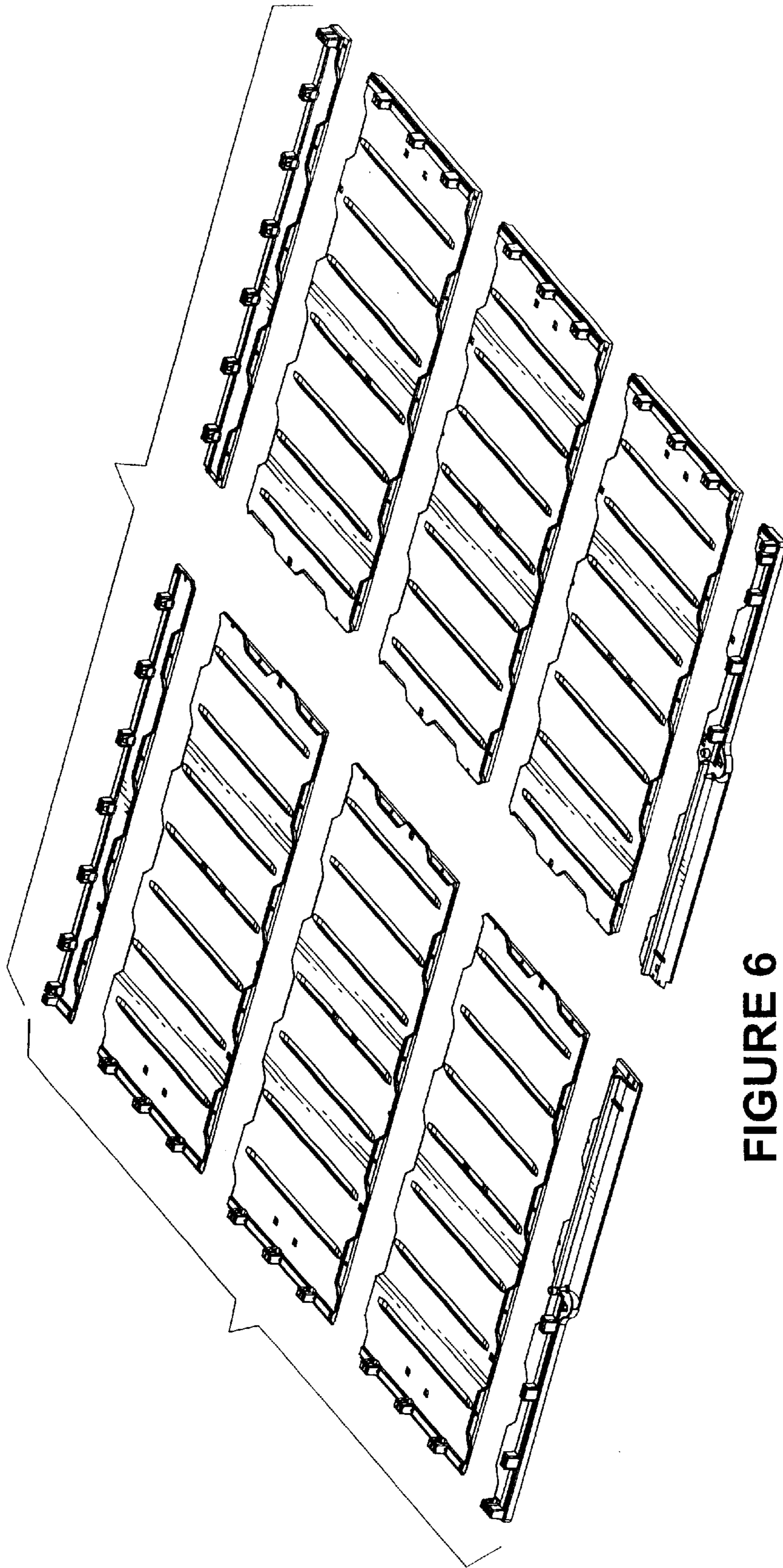


FIGURE 6