



US00D530823S

(12) **United States Design Patent** (10) **Patent No.:** **US D530,823 S**
Sevier et al. (45) **Date of Patent:** **** Oct. 24, 2006**

(54) **INSTRUMENT FOR DIAGNOSING AND TREATING SOFT TISSUE ABNORMALITIES**

(75) Inventors: **Thomas L. Sevier**, Muncie, IN (US);
Robert H. Helfst, Jr., Muncie, IN (US);
Sue A. Stover, Upland, IN (US);
Eric W. Tisdale, Indianapolis, IN (US)

(73) Assignee: **Performance Dynamics, Inc.**, Muncie, IN (US)

(**) Term: **14 Years**

(21) Appl. No.: **29/226,126**

(22) Filed: **Mar. 24, 2005**

Related U.S. Application Data

(60) Continuation of application No. 10/677,281, filed on Sep. 26, 2003, now Pat. No. 6,887,211, which is a division of application No. 09/898,623, filed on Jul. 3, 2001, now Pat. No. 6,641,547, which is a division of application No. 08/695,873, filed on Aug. 12, 1996, now Pat. No. 6,254,555.

(51) **LOC (8) Cl.** **28-03**

(52) **U.S. Cl.** **D24/214; D24/200**

(58) **Field of Classification Search** **D24/200, D24/214, 215, 211; D21/386; 601/135, 137, 601/134, 138, 1; 600/38**

See application file for complete search history.

(56) **References Cited**

U.S. PATENT DOCUMENTS

D30,230 S	2/1899	Barnet
1,373,970 A	4/1921	Peasley
1,612,343 A	12/1926	Amussen
1,769,872 A	7/1930	Weeks
1,987,390 A	1/1935	Davis
2,044,112 A	6/1936	Widmann
2,219,436 A	10/1940	Anderson
D155,773 S	11/1949	Becker
2,752,623 A	7/1956	Tupper
2,806,470 A	9/1957	Ferrier
3,107,665 A	10/1963	Nordgren
D211,549 S	6/1968	Christopher

3,389,418 A	6/1968	Sencabaugh
3,557,776 A	1/1971	Boots
3,888,241 A	6/1975	Fischer
D237,313 S	10/1975	Harris
D237,323 S	10/1975	Inohara
D262,908 S	2/1982	Pesco
D263,077 S	2/1982	Stanton
D264,754 S	6/1982	Vitra
4,378,007 A	3/1983	Kachadourian
D272,090 S	1/1984	Hosid
4,461,285 A	7/1984	Courtin

(Continued)

OTHER PUBLICATIONS

Awarness & Health Unlimited, "1995-1996 15th Year Anniversary Wholesale Catalog," pp. 189, 192-193, 196, 234-235.

(Continued)

Primary Examiner—Ian Simmons

(74) *Attorney, Agent, or Firm*—Woodard, Emhardt, Moriarty, McNett & Henry LLP

(57) **CLAIM**

The ornamental design for an instrument for diagnosing and treating soft tissue abnormalities, as shown and described.

DESCRIPTION

FIG. 1 is a view in perspective of an instrument for diagnosing and treating soft tissue abnormalities showing our new design.

FIG. 2 is a view in front elevation of the instrument shown in FIG. 1.

FIG. 3 is a view in rear elevation of the instrument shown in FIG. 1.

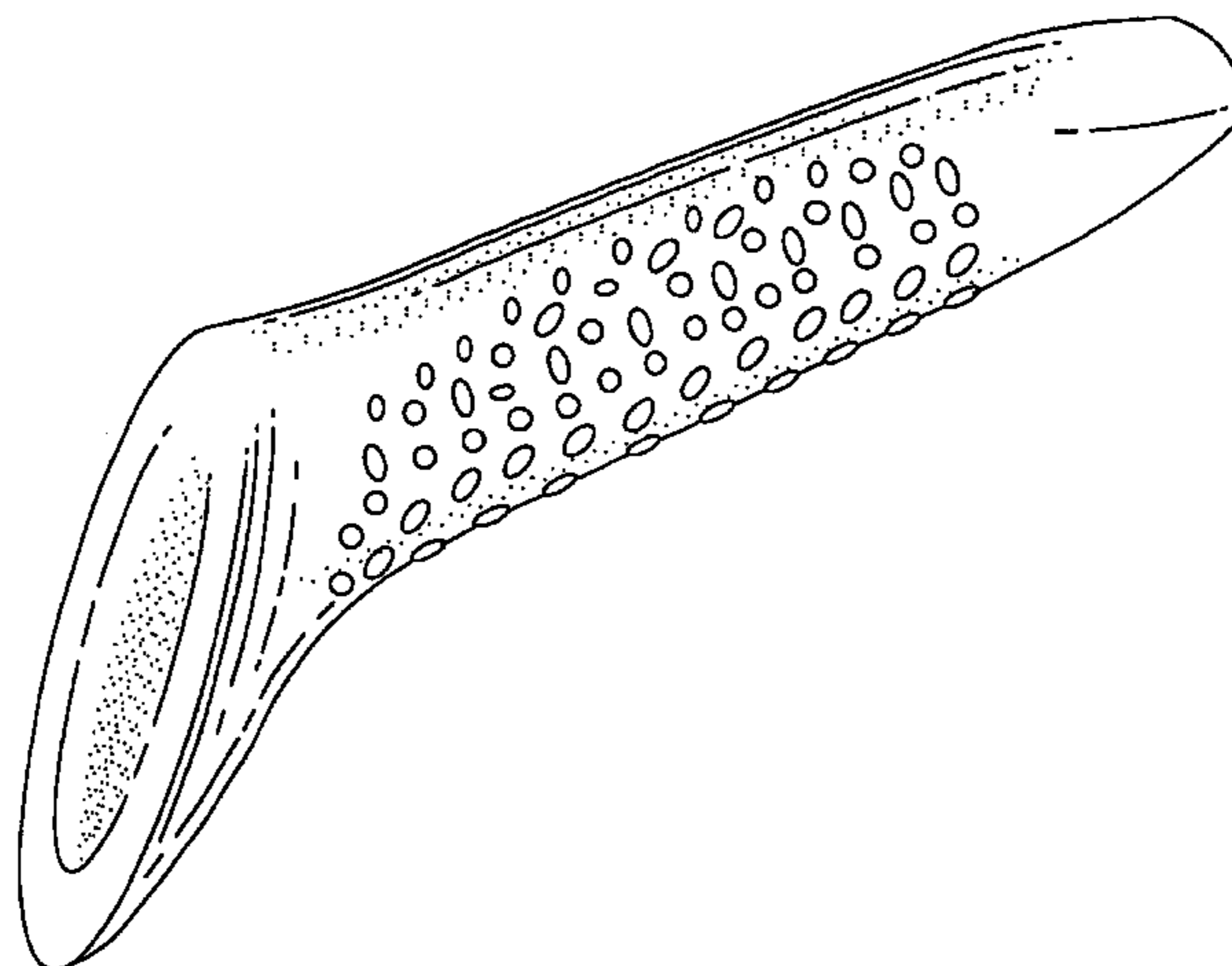
FIG. 4 is a top plan view of the instrument shown in FIG. 1.

FIG. 5 is a bottom plan view of the instrument shown in FIG. 1.

FIG. 6 is a view in left side elevation of the instrument shown in FIG. 1; and,

FIG. 7 is a view in right side elevation of the instrument shown in FIG. 1.

1 Claim, 3 Drawing Sheets



OTHER PUBLICATIONS

The Stick™ Muscle Device Instructional Sheet (date Unknown).

B. Steward, R. Woodman, & D. Hurlburt, "Fabricating a Splint for Deep Friction Massage," *Journal of Orthopaedic and Sports Physical Therapy*; vol. 21, No. 3, Mar. 1995, pp. 172–175.

G. Chamberlain, "Cryiax's Friction Massage: A Review," *Journal of Orthopaedic and Sports Physical Therapy*; vol. 4, No. 1, Summer 1982, pp. 16–22.

S. Lachmann, *Soft Tissue Injuries in Sport*, Blackwell Scientific Publications; 1988, pp. 12–16 & 19–21.

J. Cyriax, *Textbook of Orthopaedic Medicine*; vol. One, 1982, pp. 14–21.

J. Cyriax, *Textbook of Orthopaedic Medicine*; vol. Two, 10th Edition, 1980, pp. 1–37.

Advertisement for THE KNOBBLE™, *Massage*; Issue No. 56, Jul./Aug. 1995, p. 158.

J. Travell, M.D., and D. Simons, M.D., *Myofascial Pain and Dysfunction The Trigger Point Manual The Upper Extremities*; vol. 1, 1983, pp. 19–21, 59–61, 87, 88 & 99–102.

Advertisement for "Massage Stones," *Massage*, Issue No. 56, Jul./Aug. 1995, p. 77.

J. Barnes, P.T., "The Myofascial Release Approach, Part II The Mind/Body Connection," *Massage*; Issue No. 50, Jul./Aug. 1994, pp. 58 & 60–64.

Z. Kurashova Wine, "Massage for Sports Injuries," *Massage*; Issue No. 42, Mar./Apr. 1993, pp. 26–27.

S. Taws, "Alleviating Low Back Pain Through Soft Tissue Release," *Massage*; Issue No. 52, Nov./Dec. 1994, pp. 30–32.

K. Jeffery, "Seashells as Massage Tools," *Massage Therapy Journal*; Spring 1993, vol. 32, No. 2, pp. 72 & 73.

J. Horrigan, "Soft Tissue Center Therapy Facility of Tomorrow," *Ironman*; Jun. 1990, pp. 115, 116, 118 & 119.

S. Levin, "The Maverick of Sports Medicine," *Health*; Jan. 1991, pp. 30–32.

M. Cunningham, "How to Activate Your Healing Response An Alternative To Medication and Surgery," *Acupressure Ancient Wisdom for Modern Day Healing*; 1994, pp. 41–42.

W. Prentice, Ph.D., *Therapeutic Modalities In Sports Medicine*; 1986, pp. 217–242.

B. Brudden, *Pain Erasure The Bonnie Prudden Way*; 1980, pp. 3–5, 15–17, 22, 99–101, 124 & 266–268.

W. Hammer, DC, *Functional Soft Tissue Examination and Treatment by Manual Methods The Extremities*; 1991, pp. 235–249.

Z. Kurashova Wine, "Russian Massage," *Massage*; Issue No. 33, Sep./Oct. 1991, pp. 40–43.

R. Nimmo, *The Technique*; 1966, pp. 50–55.

R. Woodman and L. Pare, "Evaluation and Treatment of Soft Tissue Lesions of the Ankle and Forefoot Using the Cyrlax Approach," *Physical Therapy*; vol. 62, No. 8, Aug. 1982, pp. 1144–47.

* cited by examiner

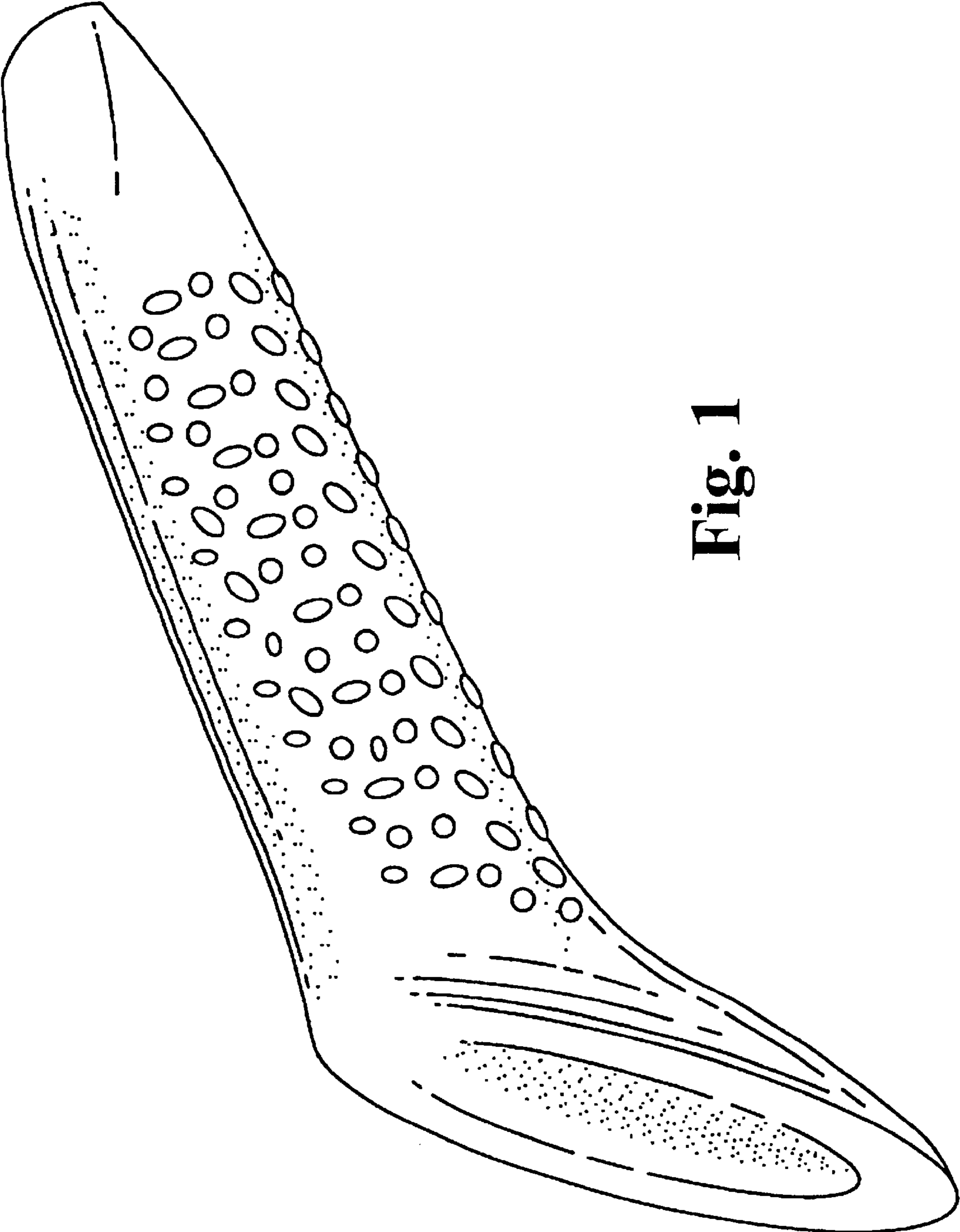


Fig. 1

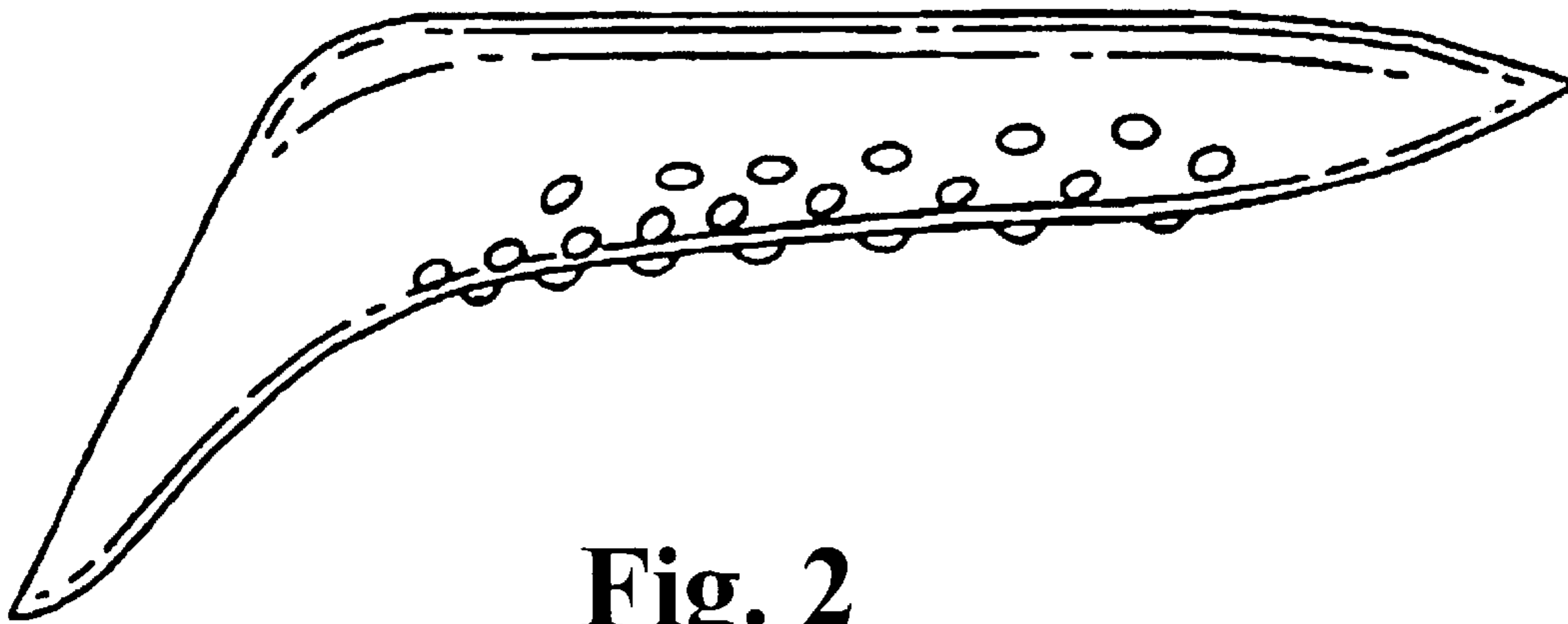


Fig. 2

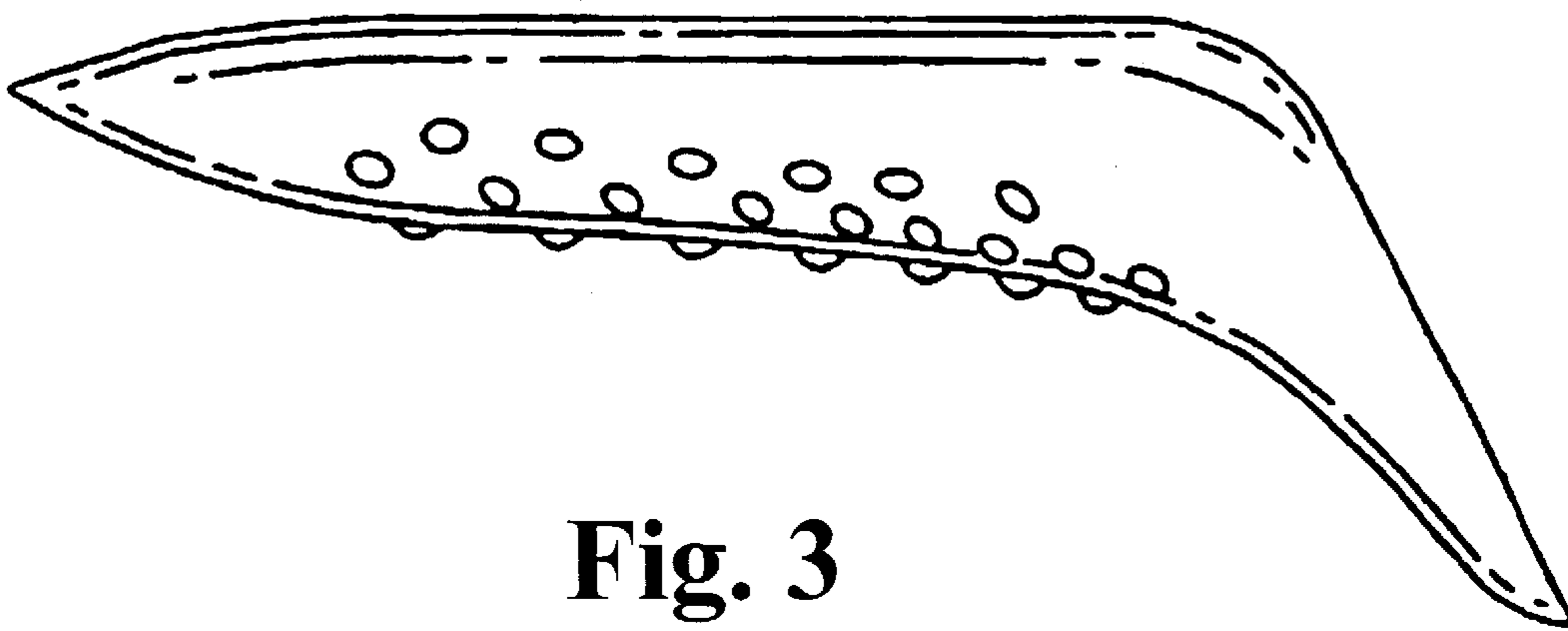


Fig. 3

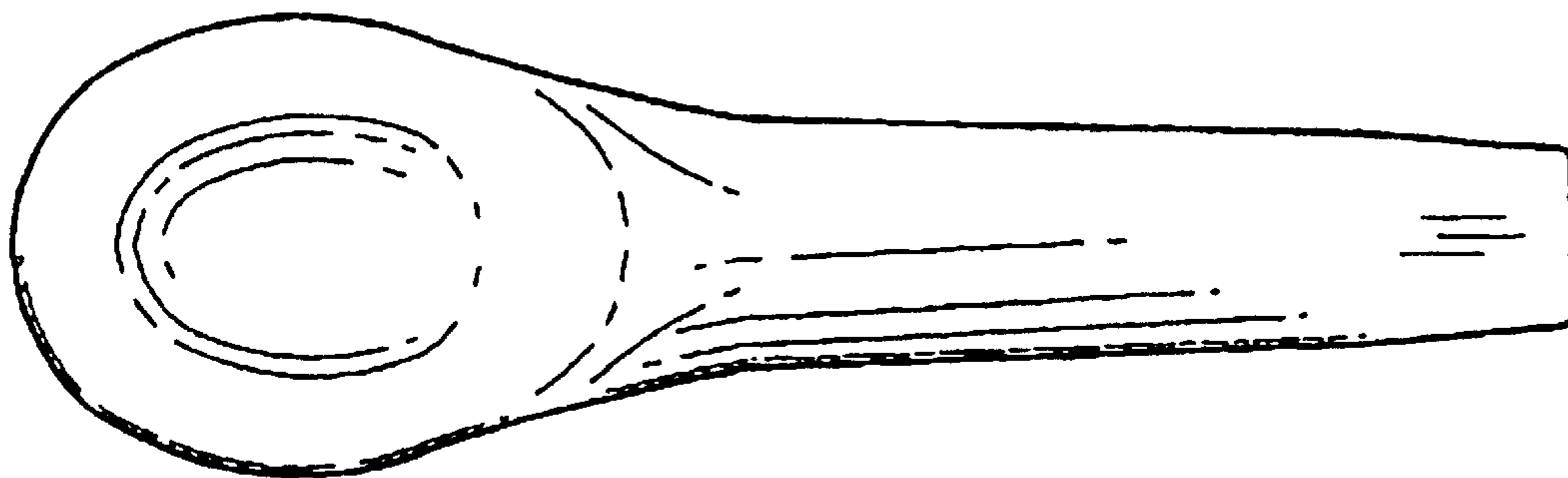


Fig. 4

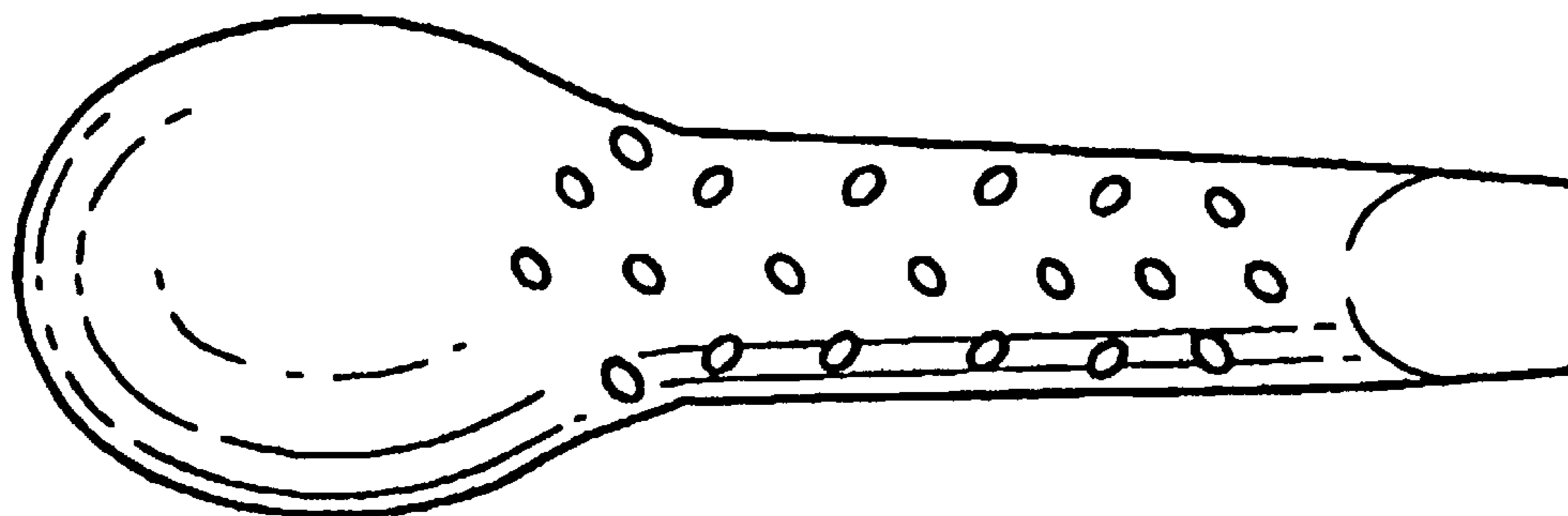


Fig. 5

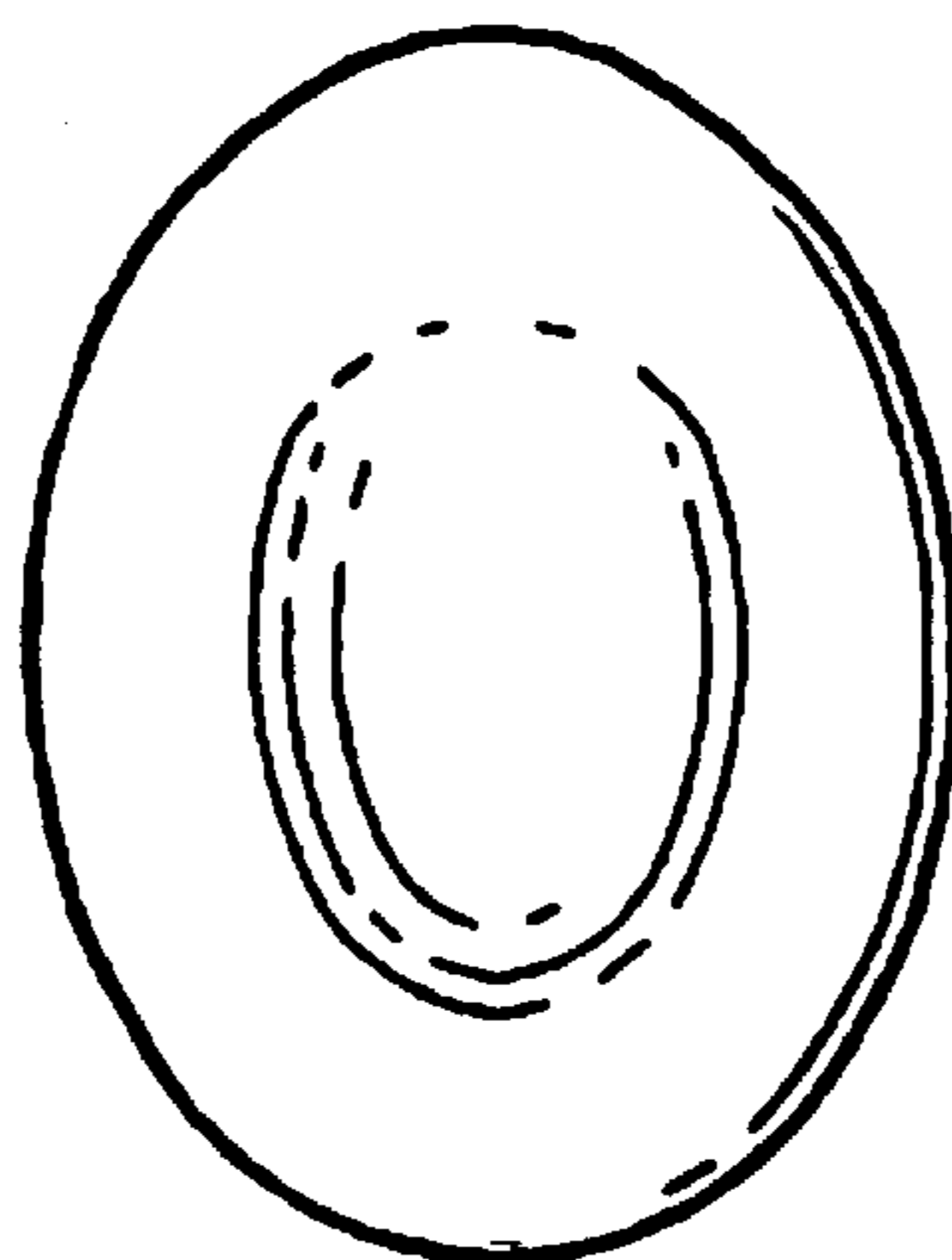


Fig. 6

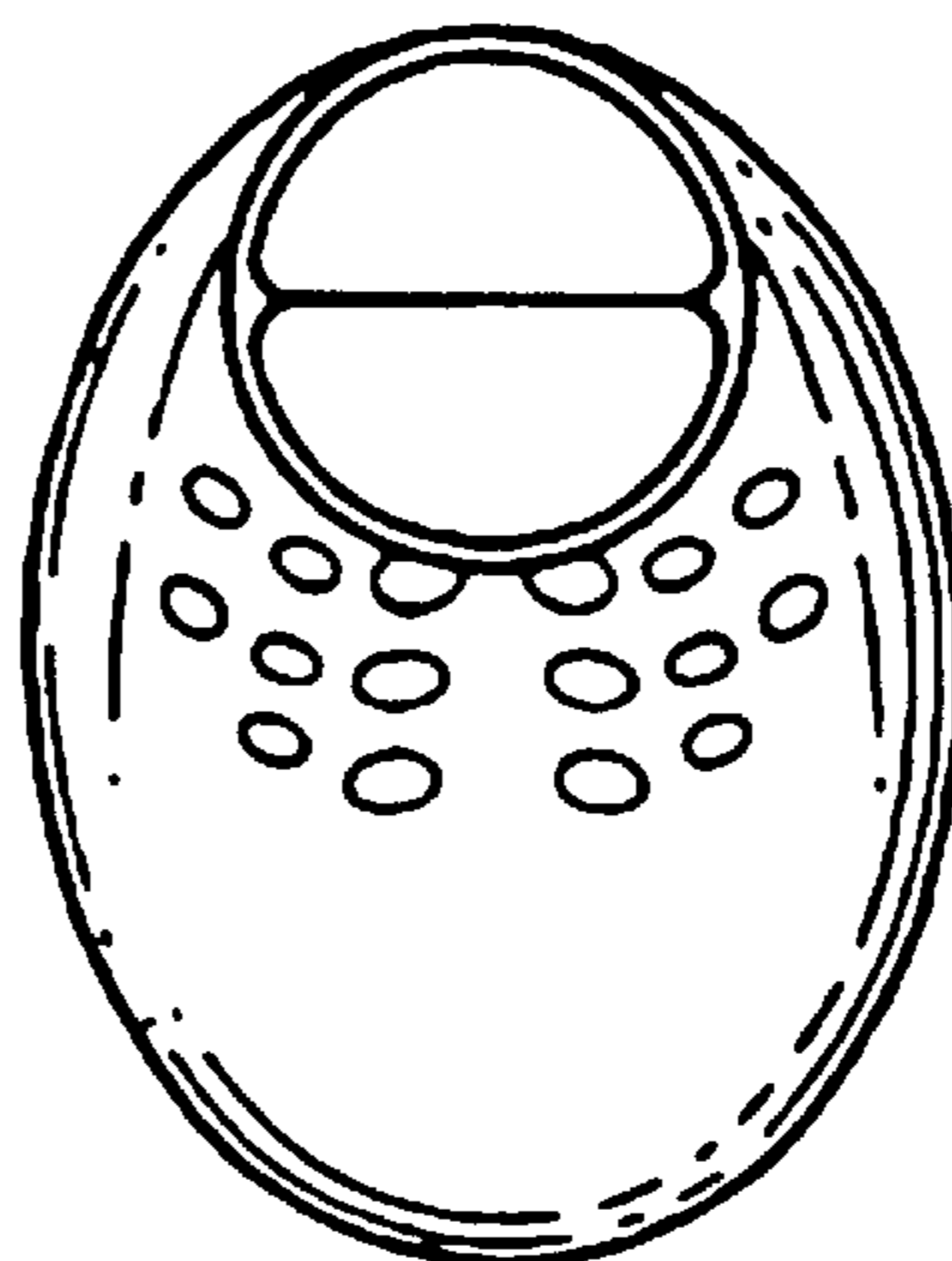


Fig. 7