



US00D530816S

(12) **United States Design Patent**  
**Findlay et al.**

(10) **Patent No.:** **US D530,816 S**

(45) **Date of Patent:** **\*\* Oct. 24, 2006**

(54) **SINGLE DOSE LIQUID MEDICATION DISPENSER**

(76) Inventors: **Ethan J. Findlay**, 820 Stannard Mountain Rad, Danville, VT (US) 05828; **Melissa Findlay**, 820 Stannard Mountain Rad, Danville, VT (US) 05828

(\*\*) Term: **14 Years**

(21) Appl. No.: **29/238,837**

(22) Filed: **Sep. 23, 2005**

(51) **LOC (8) Cl.** ..... **24-02**

(52) **U.S. Cl.** ..... **D24/115**

(58) **Field of Classification Search** ..... D24/115, D24/117; D9/695-696, 442, 573; 206/528, 206/530, 532, 820; 222/153.06, 153.07, 456, 222/206, 213, 215, 107, 143, 92, 94, 97; D3/202; 53/467, 477; 264/525; 604/77-78  
See application file for complete search history.

(56) **References Cited**

**U.S. PATENT DOCUMENTS**

- 2,953,170 A 9/1960 Bush
- 4,899,789 A 2/1990 Carow
- D312,209 S \* 11/1990 Morrow et al. .... D24/117
- 4,976,646 A 12/1990 Hull
- 5,037,389 A 8/1991 Dooley

- 5,176,705 A \* 1/1993 Noble ..... 604/77
- 5,226,572 A 7/1993 Gargione
- 5,775,485 A 7/1998 Dierking
- 5,921,445 A 7/1999 Schmitz et al.
- D427,426 S \* 7/2000 Anguita ..... D9/696
- 7,001,357 B1 \* 2/2006 Berry, Sr. .... 604/77

\* cited by examiner

*Primary Examiner*—Louis S. Zarfaz

*Assistant Examiner*—Daniel Yu

(74) *Attorney, Agent, or Firm*—Donald R. Schoonover

(57) **CLAIM**

We claim the ornamental design for a single dose liquid medication dispenser, as shown and described.

**DESCRIPTION**

FIG. 1 is a perspective view of a single dose liquid medication dispenser showing our new design; FIG. 2 is a front elevational view thereof, the rear elevational view being identical thereto; FIG. 3 is a bottom plan view thereof; FIG. 4 is a side elevational view thereof, the elevational view of the opposing side being identical thereto; FIG. 5 is a top plan view thereof; and, FIG. 6 is a reduced perspective view showing the single dose liquid medication dispenser in use; the broken lines depict environmental structure for illustrative purposes only and form no part of the claimed design.

**1 Claim, 1 Drawing Sheet**




Fig. 1

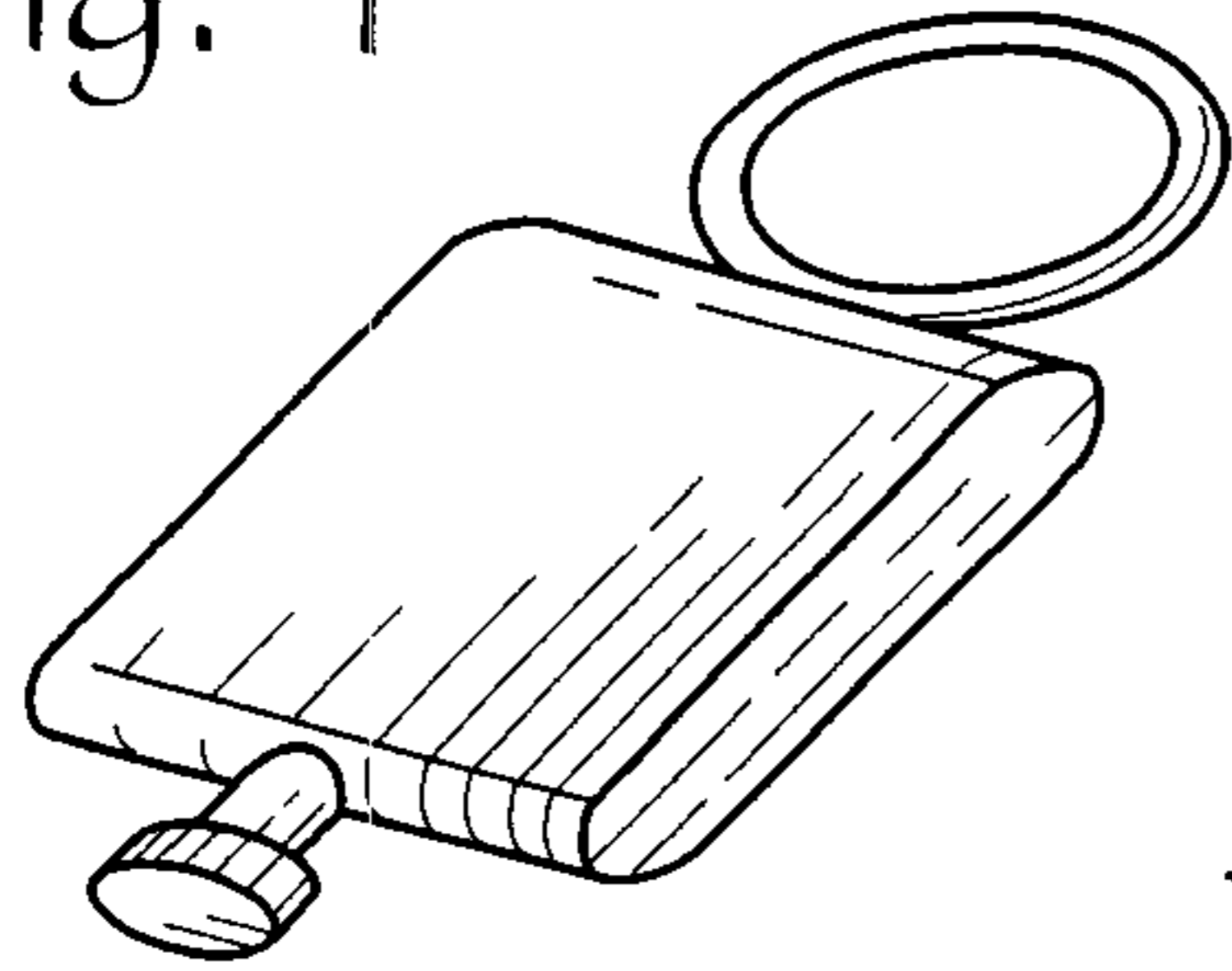


Fig. 2

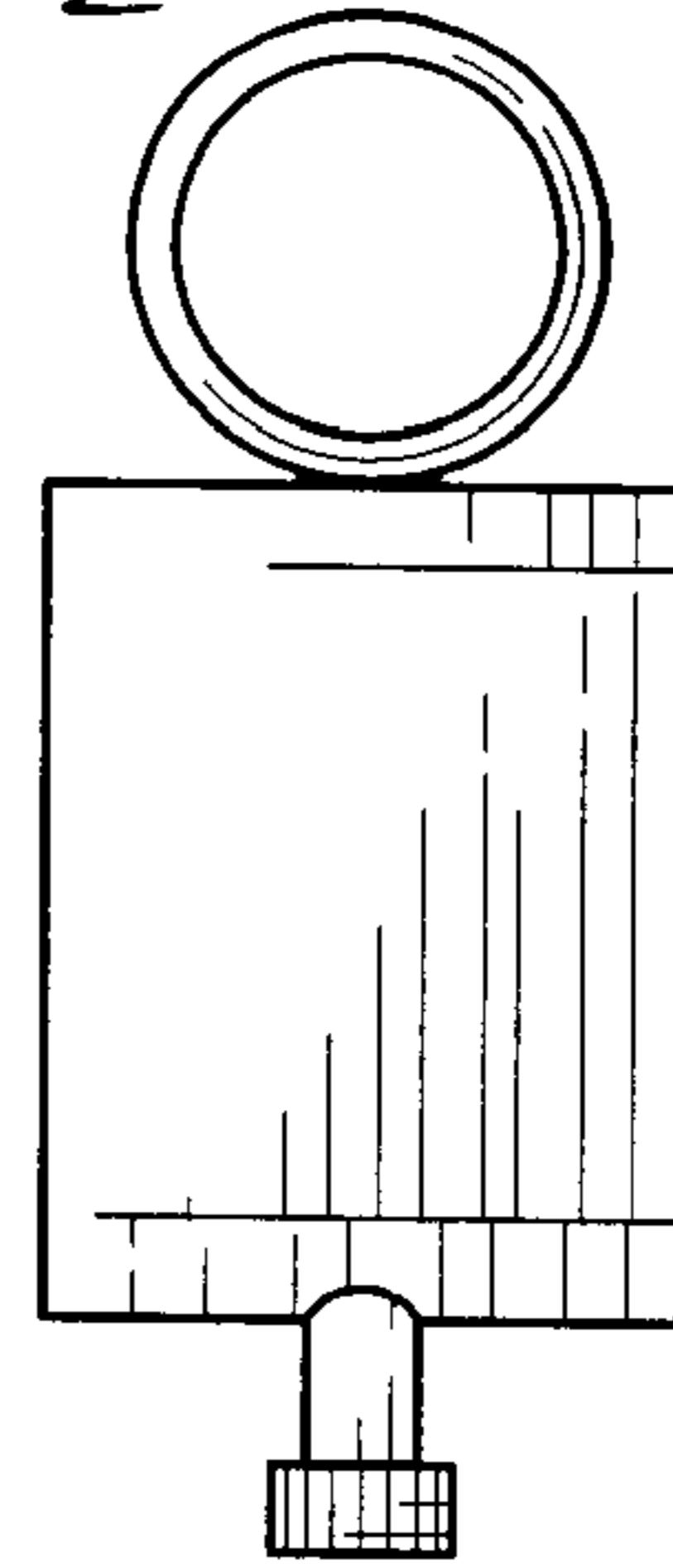


Fig. 3



Fig. 4




Fig. 5




Fig. 6

