

US00D530808S

(12) **United States Design Patent**
Sinur et al.

(10) **Patent No.:** **US D530,808 S**

(45) **Date of Patent:** **** Oct. 24, 2006**

(54) **FAN GRILLE**

D512,503 S * 12/2005 Roland D23/412

(75) Inventors: **Richard R. Sinur**, Grafton, WI (US);
Kiyoshi Hoshino, Chesterfield, MO (US)

* cited by examiner

Primary Examiner—Lisa Lichtenstein
(74) *Attorney, Agent, or Firm*—Michael Best & Friedrich LLP

(73) Assignee: **Broan-NuTone LLC**, Hartford, WI (US)

(**) Term: **14 Years**

(57) **CLAIM**

The ornamental design for a fan grille, as shown and described.

(21) Appl. No.: **29/216,481**

(22) Filed: **Nov. 3, 2004**

DESCRIPTION

(51) **LOC (8) Cl.** **23-04**

(52) **U.S. Cl.** **D23/385**

(58) **Field of Classification Search** D23/385,
D23/393, 370; 454/349, 354
See application file for complete search history.


FIG. 1 is a perspective view of a fan grille constructed in accordance with an embodiment of the present invention; FIG. 2 is a top view of the fan grille shown in FIG. 1; FIG. 3 is a front view of the fan grille shown in FIGS. 1 and 2 the rear being a mirror image of that shown; and, FIG. 4 is a side view of the fan grille shown in FIGS. 1-3 the opposite side being a mirror image of that shown.

(56) **References Cited**

U.S. PATENT DOCUMENTS

D510,432 S * 10/2005 Bargiel D23/412

1 Claim, 2 Drawing Sheets






FIG. 1

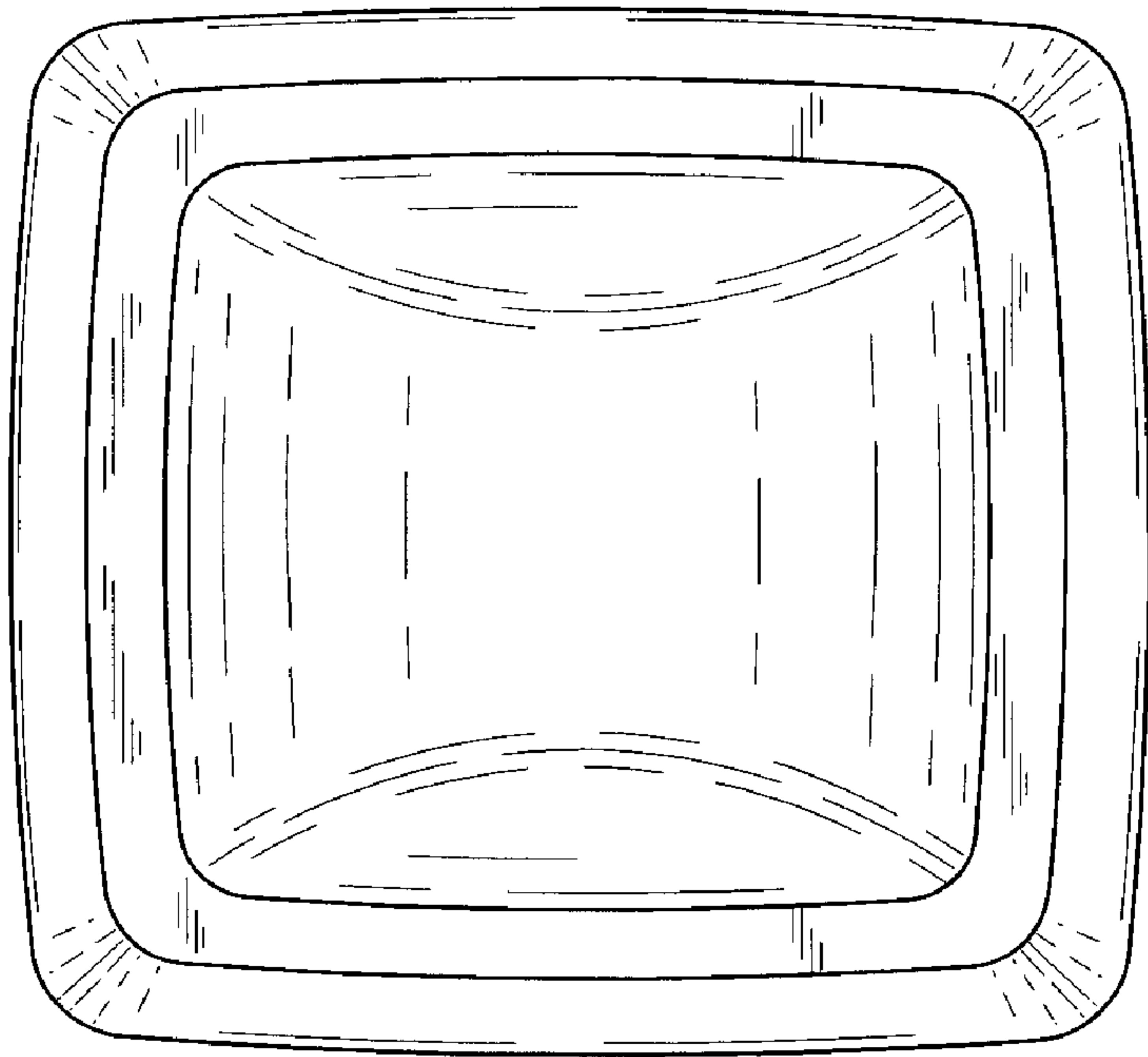


FIG. 2




FIG. 3

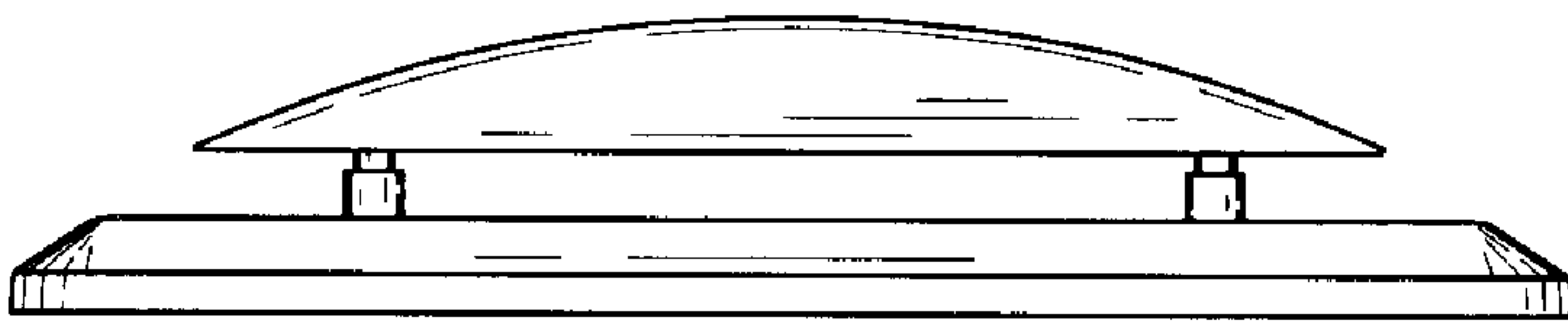


FIG. 4