



US00D530779S

(12) **United States Design Patent** (10) **Patent No.:** **US D530,779 S**  
**Lee** (45) **Date of Patent:** **\*\* Oct. 24, 2006**

(54) **RADIATOR FOR A WATER COOLER**

(75) Inventor: **Sang Cheol Lee**, Kyungki-do (KR)

(73) Assignee: **Zalman Tech Co. Ltd** (KR)

(\*\*) Term: **14 Years**

(21) Appl. No.: **29/204,002**

(22) Filed: **Apr. 22, 2004**

(51) **LOC (8) Cl.** ..... **23-01**

(52) **U.S. Cl.** ..... **D23/207**

(58) **Field of Classification Search** ..... D23/200,  
D23/207, 323, 330, 335, 386; 165/131, 183;  
210/190, 140; D26/118

See application file for complete search history.

(56) **References Cited**

**U.S. PATENT DOCUMENTS**

D60,176 S	*	1/1922	Schmacher	.....	D23/323
1,699,542 A	*	1/1929	Murray	.....	164/131
D81,895 S	*	8/1930	Skold	.....	D23/330
D256,724 S	*	9/1980	Boggs et al.	.....	D23/386
D302,853 S	*	8/1989	Takahashi et al.	.....	D23/386
D311,248 S	*	10/1990	Hall	.....	D23/386
D449,369 S	*	10/2001	Hanzel et al.	.....	D23/200
D485,006 S	*	1/2004	Huang	.....	D26/118

\* cited by examiner

*Primary Examiner*—Brian N Vinson

(74) *Attorney, Agent, or Firm*—Johnson & Reens LLC

(57) **CLAIM**

The ornamental design for a radiator for a water cooler, as shown and described.

**DESCRIPTION**

FIG. 1 is a perspective view of a radiator for a water cooler according to the present invention.

FIG. 2 is a front view of the radiator according to the present invention.

FIG. 3 is a rear view of the radiator according to the present invention.

FIG. 4 is a left side view of the radiator according to the present invention; the right side view of the radiator is a mirror image of FIG. 4.

FIG. 5 is a top plan view of the radiator according to the present invention.

FIG. 6 is a bottom plan view of the radiator according to the present invention; and,

FIG. 7 is a perspective view illustrating of the radiator according to the present invention.

The broken lines showing of the environment are for illustrative purposes only and form no part of the claimed design.

**1 Claim, 7 Drawing Sheets**




FIG. 1




FIG. 2




FIG. 3




FIG. 4




FIG. 5




FIG. 6

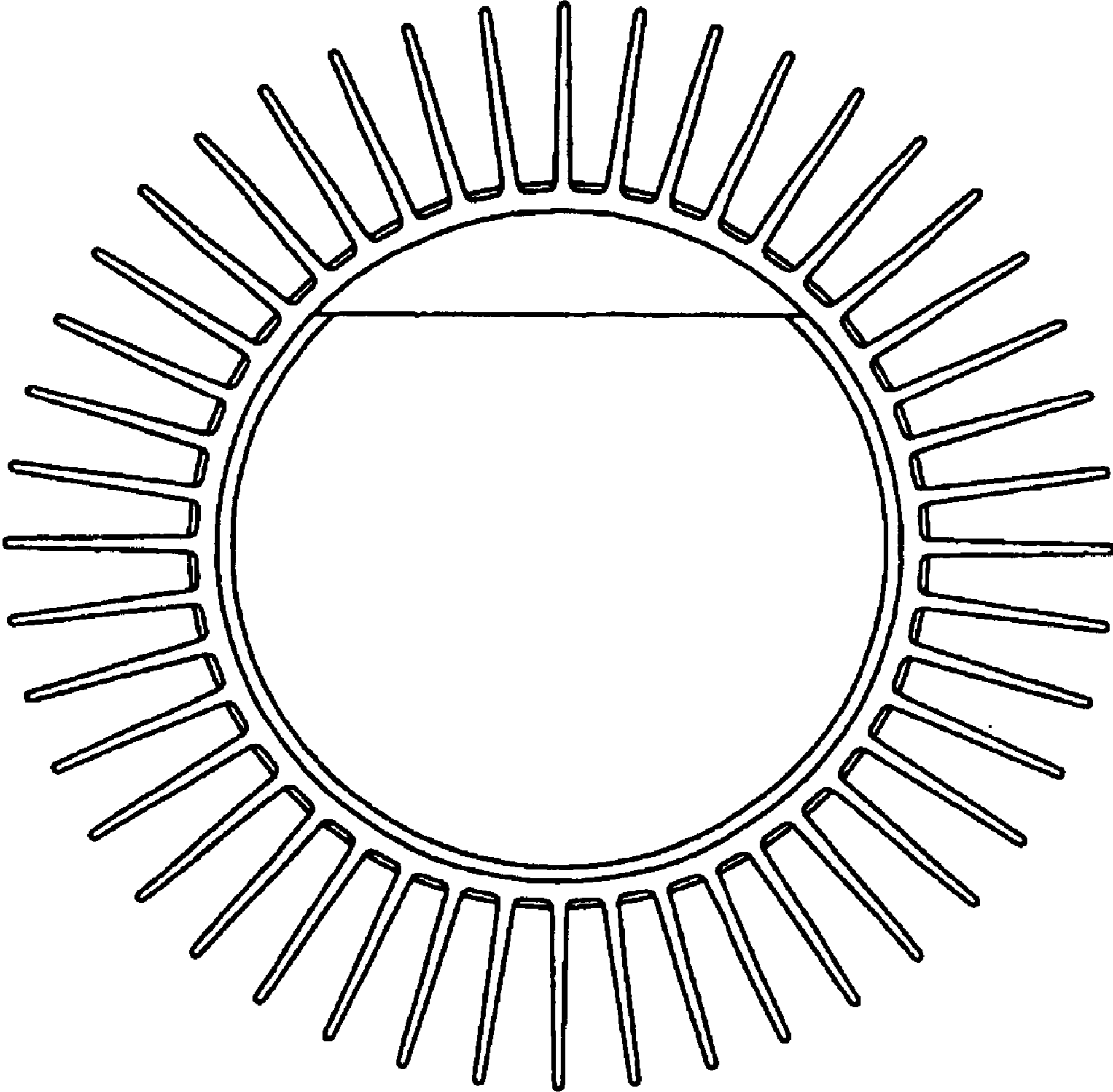


FIG. 7

