

US00D530768S

(12) **United States Design Patent** (10) **Patent No.:** **US D530,768 S**  
**Rood** (45) **Date of Patent:** **\*\* Oct. 24, 2006**

(54) **GOLF CLUB AND TOWEL HOLDER**

(75) Inventor: **Clair T. Rood**, 1799 County Road 90,  
Box 339, Maple Plain, MN (US) 55359

(73) Assignee: **Clair T. Rood**, Maple Plain, MN (US)

(\*\*) Term: **14 Years**

(21) Appl. No.: **29/235,689**

(22) Filed: **Aug. 4, 2005**

(51) **LOC (8) Cl.** ..... **21-02**

(52) **U.S. Cl.** ..... **D21/796**

(58) **Field of Classification Search** ..... D21/789,  
D21/796; 211/70.2; 248/520, 530, 688; 473/282;  
206/315.2; D6/417

See application file for complete search history.

(56) **References Cited**

**U.S. PATENT DOCUMENTS**

D318,090 S \* 7/1991 Bahns ..... D21/796  
D363,849 S \* 11/1995 Bruns et al. .... D6/552  
6,419,592 B1 \* 7/2002 Player ..... 473/282  
D505,174 S \* 5/2005 Thomas, Sr. .... D21/796

\* cited by examiner

*Primary Examiner*—Mitchell Siegel

(74) *Attorney, Agent, or Firm*—Briggs and Morgan; Gerald  
E. Helget

(57) **CLAIM**

The ornamental design for a golf club and towel holder, as  
shown and described.

**DESCRIPTION**

FIG. 1 is a perspective view showing my new design for a  
golf club and towel holder;

FIG. 2 is an enlarged front elevational view;

FIG. 3 is a rear elevational view of FIG. 2;

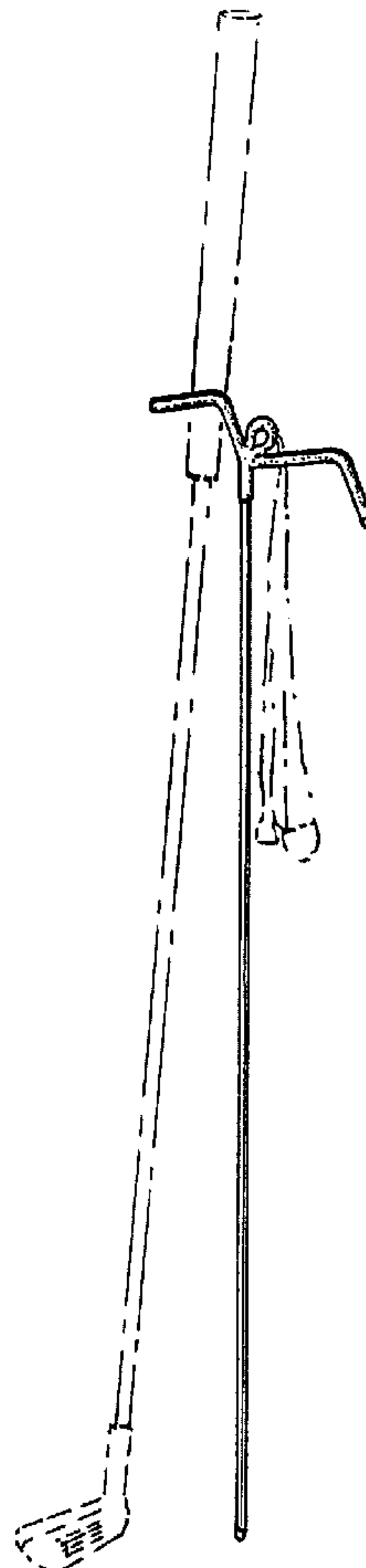
FIG. 4 is a right side elevational view of FIG. 2, the left side  
being a mirror image;

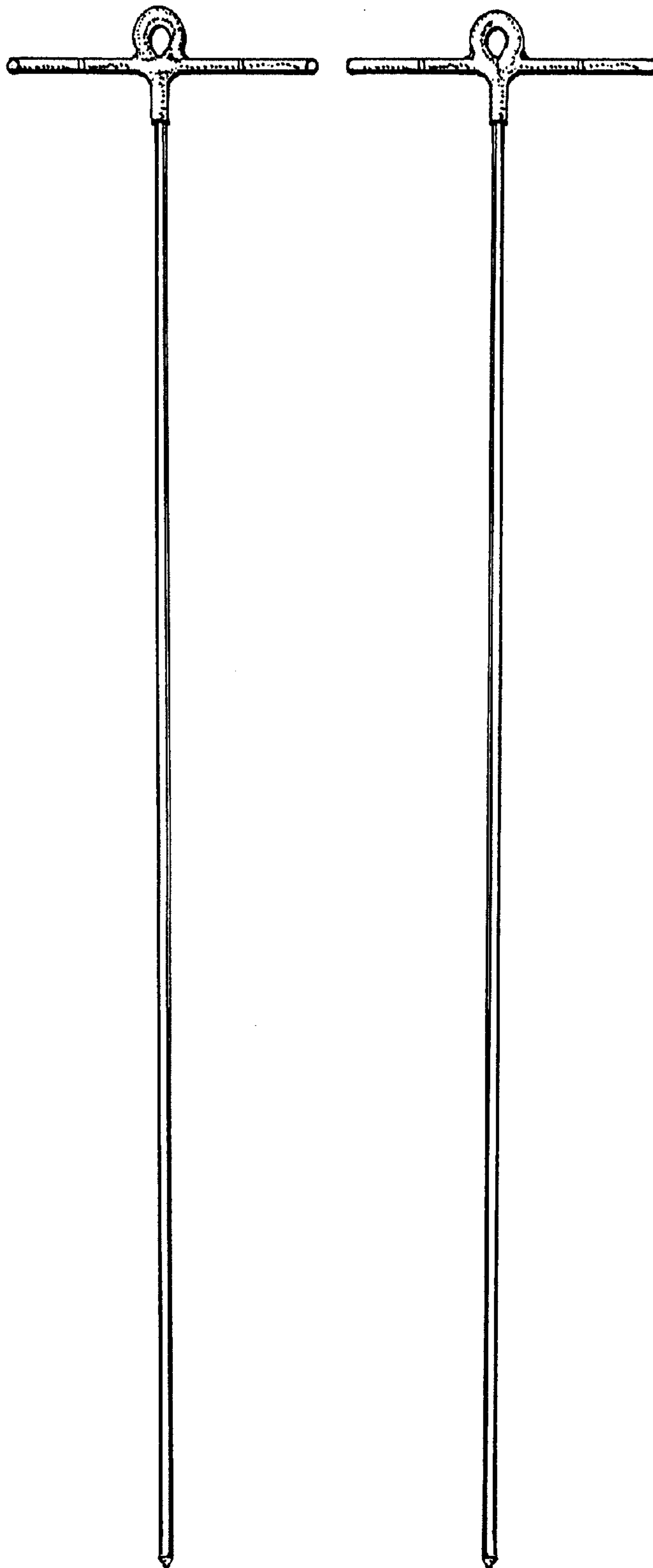
FIG. 5 is a top plan view of FIG. 2; and,

FIG. 6 is a bottom plan view of FIG. 2.

The broken line drawings of the golf club and towel holder  
are for illustrative purposes only and form no part of the  
claimed design.

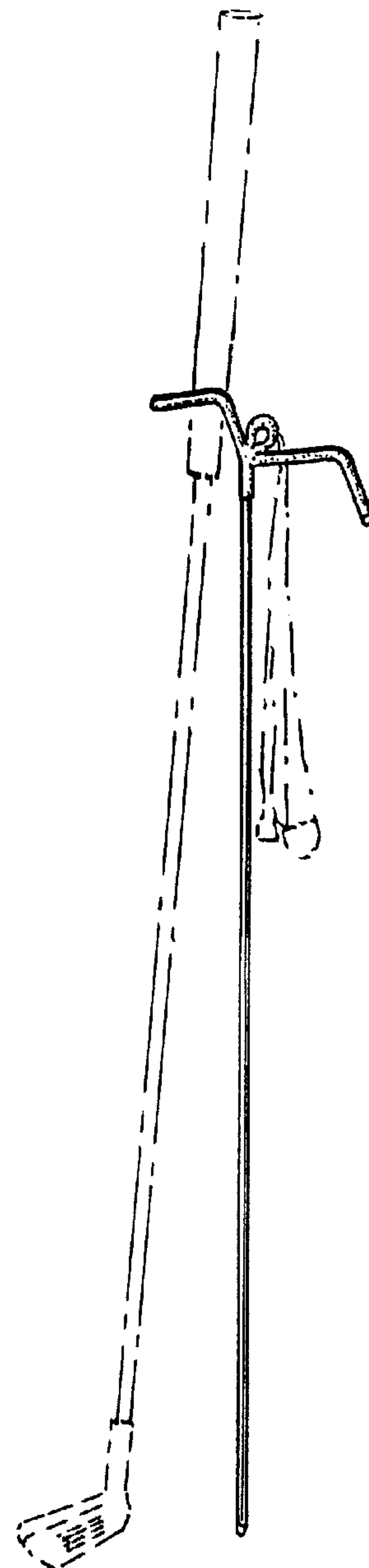
**1 Claim, 2 Drawing Sheets**



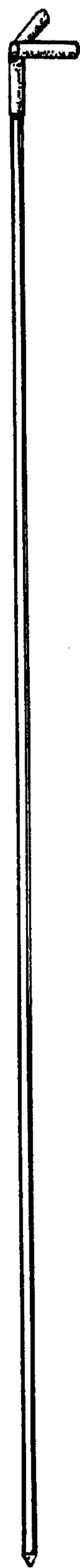


*Fig.2.*

*Fig.3.*



*Fig.1.*



*Fig. 4.*



*Fig. 5.*



*Fig. 6.*