



US00D530767S

(12) **United States Design Patent**
Davis et al.

(10) **Patent No.:** **US D530,767 S**
(45) **Date of Patent:** **** Oct. 24, 2006**

(54) **GOLF BALL MARKER DEVICE**
(75) Inventors: **Ronald D. Davis**, Bloomington, IN
(US); **James A. Harding**, Bloomington,
IN (US); **Scott T. Smith**, Bloomington,
IN (US); **David M. Felice**,
Bloomington, IN (US)

D446,277 S 8/2001 Tate
D446,837 S 8/2001 Tate
D456,476 S 4/2002 Tate
D462,102 S 8/2002 Urbik
D472,289 S 3/2003 Tate
D480,444 S 10/2003 Marchessault et al.

* cited by examiner

(73) Assignee: **Indiana Metal Craft**, Bloomington, IN
(US)

Primary Examiner—Mitchell Siegel
(74) *Attorney, Agent, or Firm*—Woodard, Emhardt,
Moriarty, McNett & Henry LLP

(**) Term: **14 Years**

(57) **CLAIM**

(21) Appl. No.: **29/245,505**

The ornamental design for a golf ball marker device, as
shown and described.

(22) Filed: **Dec. 22, 2005**

(51) **LOC (8) Cl.** **21-02**

(52) **U.S. Cl.** **D21/794**

(58) **Field of Classification Search** D21/789,
D21/793, 794; 473/285, 406, 300–303; 248/420
See application file for complete search history.

DESCRIPTION


FIG. 1 is a perspective view of the golf ball marker device
showing the environment of the device in dotted lines.
FIG. 2 is an enlarged perspective view.
FIG. 3 is a top plan view.
FIG. 4 is a bottom view.
FIG. 5 is a rear elevation view.
FIG. 6 is a front elevation view.
FIG. 7 is a side elevation taken from the right side of FIG.
6.
FIG. 8 is a side elevation taken from the left side of FIG. 6;
and,
FIG. 9 is a section taken along the line 9—9 of FIG. 6 in the
direction of the arrows.

(56) **References Cited**

U.S. PATENT DOCUMENTS

2,700,547	A	*	1/1955	Kraeling, Jr.	473/285
4,322,052	A	*	3/1982	Hodge et al.	248/420
4,380,337	A	*	4/1983	DiMatteo	473/285
D319,278	S	*	8/1991	Tosti	D21/756
5,351,949	A	*	10/1994	Fox et al.	473/285
D428,954	S		8/2000	Tate		
D437,020	S		1/2001	Streit		
D445,160	S	*	7/2001	Hueber	D21/794

1 Claim, 2 Drawing Sheets



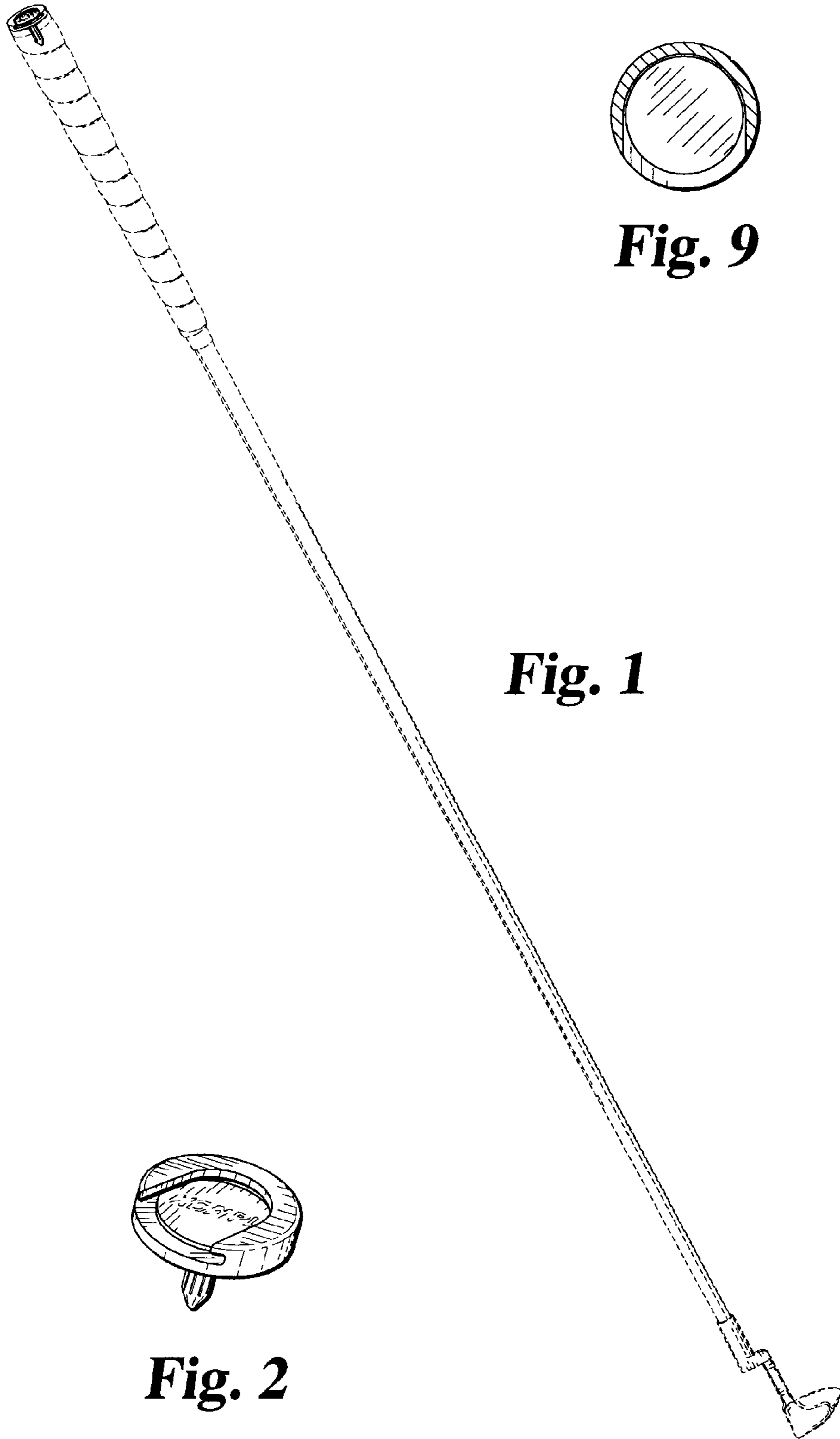


Fig. 1

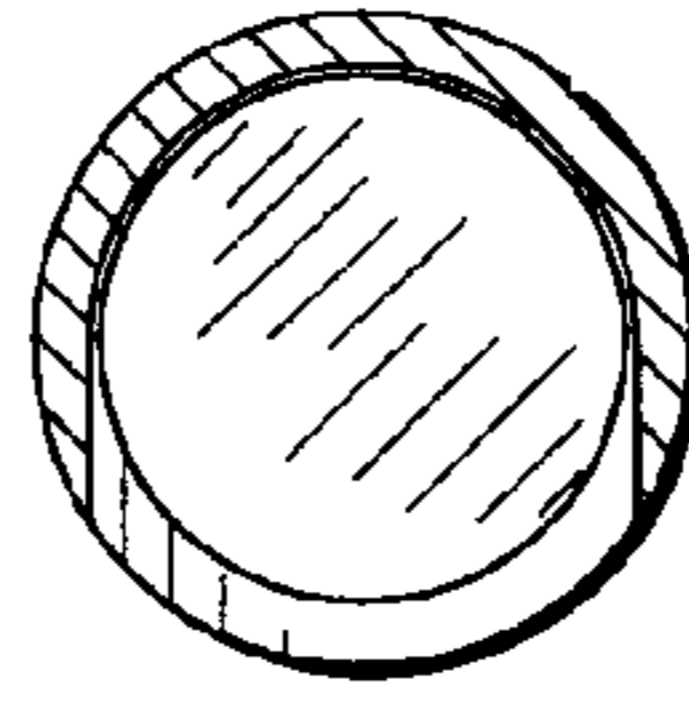


Fig. 9

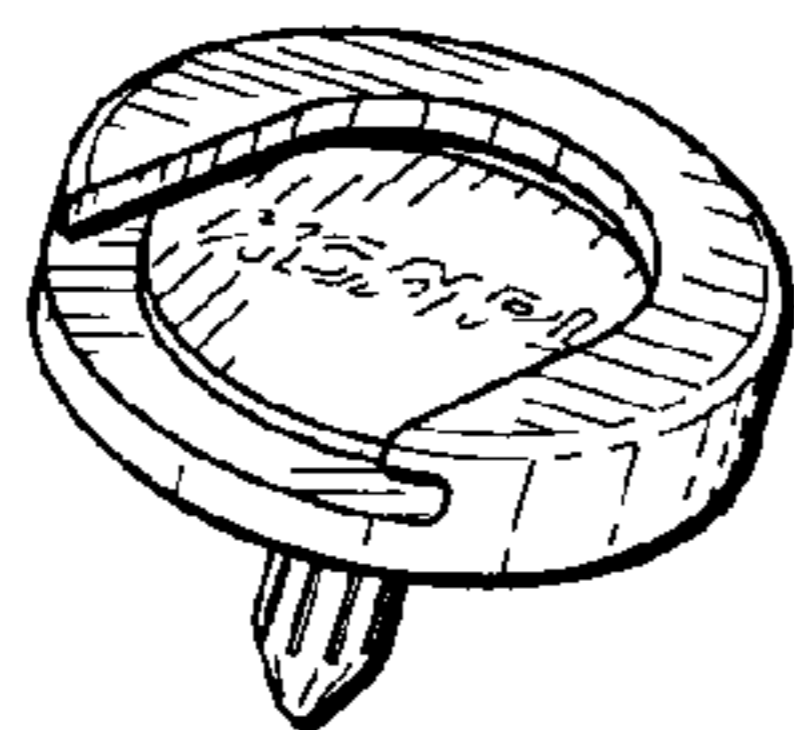


Fig. 2




Fig. 3




Fig. 8




Fig. 6

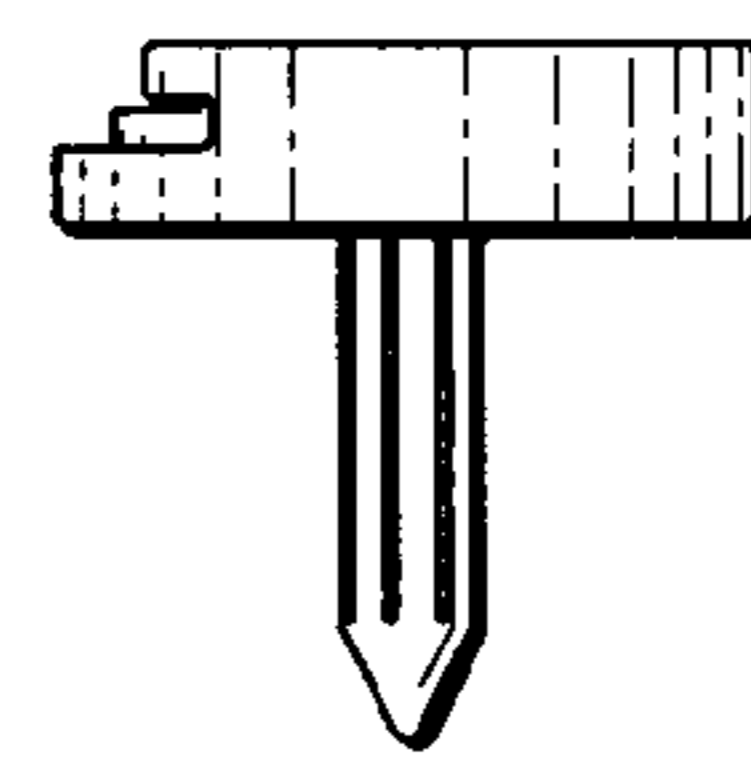


Fig. 7

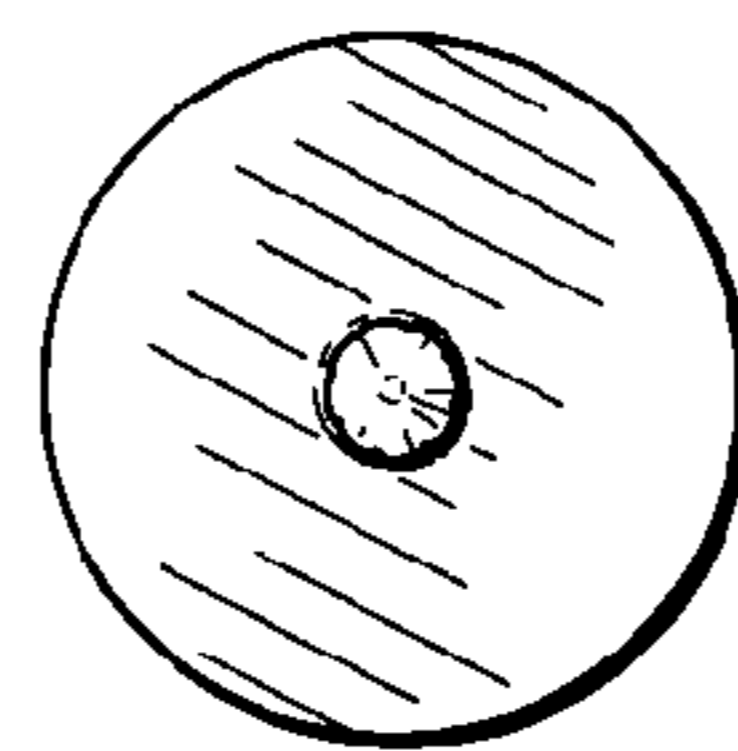


Fig. 4

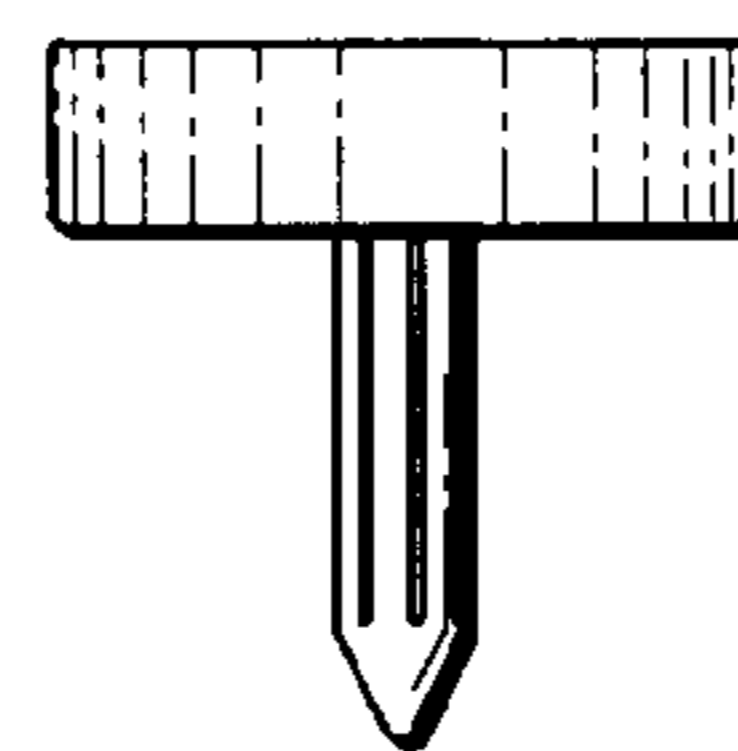


Fig. 5