



US00D530762S

(12) **United States Design Patent**  
**Chen**

(10) **Patent No.:** **US D530,762 S**

(45) **Date of Patent:** **\*\* Oct. 24, 2006**

(54) **TWO-TONE GOLF CLUB GRIP**

D502,750 S \* 3/2005 Chen ..... D21/756

(76) Inventor: **Yung-Hsiang Chen**, 20538 Carrey Rd.,  
Walnut, CA (US) 91789

\* cited by examiner

(\*\*) Term: **14 Years**

*Primary Examiner*—Mitchell Siegel  
(74) *Attorney, Agent, or Firm*—Raymond Y. Chan;  
Raymond and Raymond Patent Group

(21) Appl. No.: **29/245,082**

(57) **CLAIM**

(22) Filed: **Dec. 20, 2005**

The ornamental design for a two-tone golf club grip, as shown.

(51) **LOC (8) Cl.** ..... **21-02**

(52) **U.S. Cl.** ..... **D21/756**

(58) **Field of Classification Search** ..... D21/756,  
D21/757; 473/300–303

See application file for complete search history.

**DESCRIPTION**


FIG. 1 is a perspective view showing my new design.  
FIG. 2 is a front view thereof.  
FIG. 3 is a rear view thereof.  
FIG. 4 is a left end view thereof.  
FIG. 5 is a right end view thereof.  
FIG. 6 is a top view thereof; and,  
FIG. 7 is a bottom view thereof.

(56) **References Cited**

**U.S. PATENT DOCUMENTS**

D363,963 S	*	11/1995	Boone et al.	.....	D21/756
D414,233 S	*	9/1999	Anderson	.....	D21/756
D469,138 S	*	1/2003	Huang	.....	D21/756
D478,141 S	*	8/2003	Huang	.....	D21/756

**1 Claim, 1 Drawing Sheet**






FIG. 1



FIG. 2




FIG. 3




FIG. 4




FIG. 5




FIG. 6

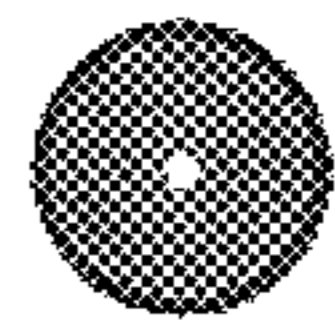


FIG. 7