

US00D530755S

(12) **United States Design Patent**
Wechsler

(10) **Patent No.:** **US D530,755 S**

(45) **Date of Patent:** **** Oct. 24, 2006**

(54) **TOY**
(76) **Inventor:** **Lawrence I. Wechsler**, One Wooleys
La., Great Neck, NY (US) 11023
(**) **Term:** **14 Years**
(21) **Appl. No.:** **29/225,002**
(22) **Filed:** **Mar. 9, 2005**

(51) **LOC (8) Cl.** **21-01**
(52) **U.S. Cl.** **D21/398; D21/408; D21/707**
(58) **Field of Classification Search** **D21/707-714,**
D21/405-408, 398; D30/160; 473/569-614;
119/702, 707-711; 446/34, 48, 219, 264,
446/267, 419, 421
See application file for complete search history.

(56) **References Cited**
U.S. PATENT DOCUMENTS

D219,284 S * 11/1970 Hunt D21/707
3,671,039 A * 6/1972 Niewolak 273/317.9
D312,102 S * 11/1990 Klitsner D21/408
D318,506 S * 7/1991 Caranica D21/468

D407,869 S * 4/1999 Wang D30/160
6,089,939 A * 7/2000 Dyson 446/48
D441,925 S * 5/2001 Flynn D30/160
D469,484 S * 1/2003 Dawson D21/662
D473,021 S * 4/2003 Gourley D30/160
D475,487 S * 6/2003 DeAngelis D30/160
D497,396 S * 10/2004 Wechsler D21/398
D498,274 S * 11/2004 Wechsler D21/707
2004/0211369 A1 * 10/2004 Wechsler 119/707

* cited by examiner

Primary Examiner—Catherine Tuttle

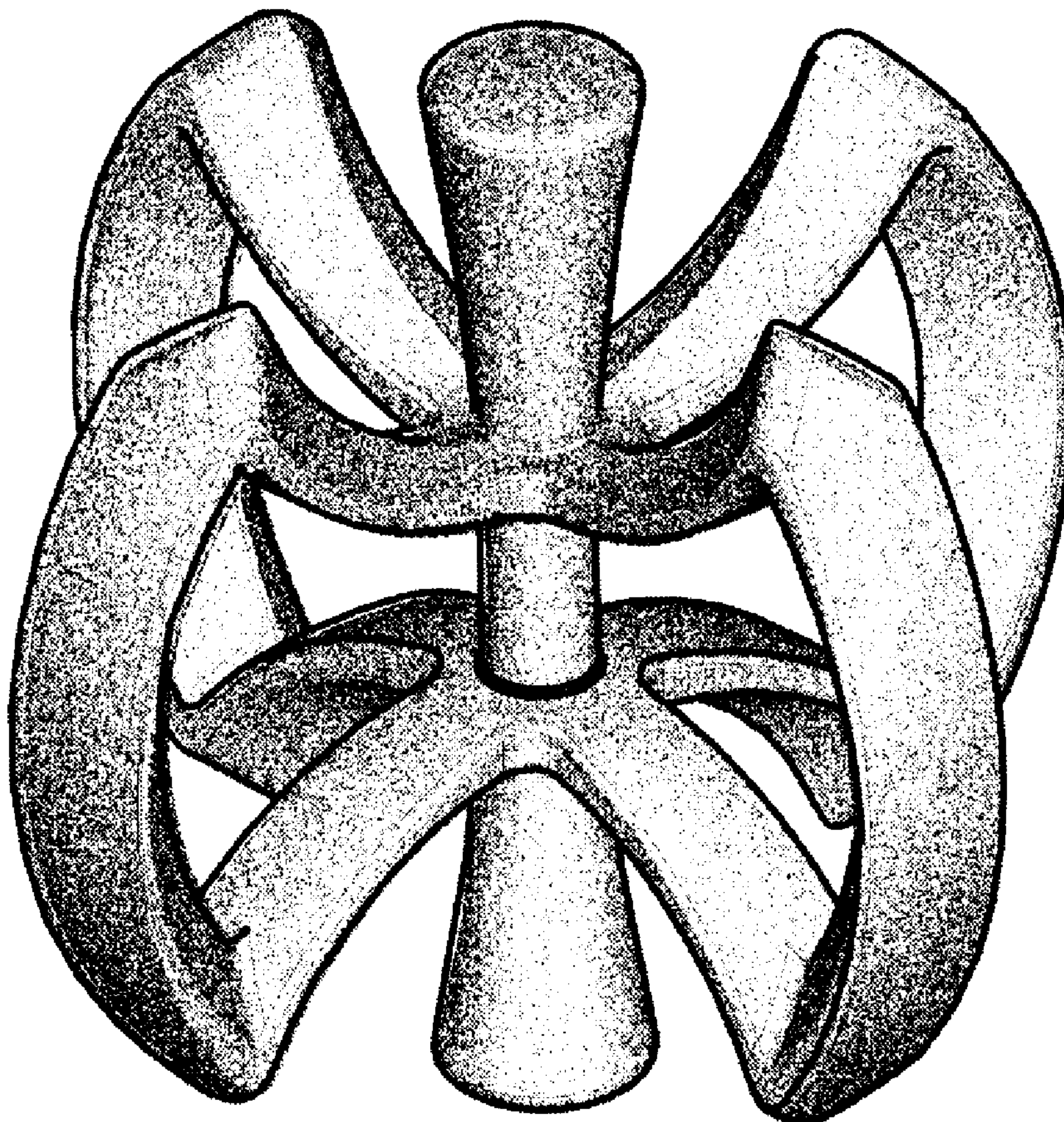
(57) **CLAIM**

The ornamental design for a toy, as shown and described.

DESCRIPTION

FIG. 1 is a perspective view showing my new design;
FIG. 2 is a top end view thereof;
FIG. 3 is a side elevational view thereof; and,
FIG. 4 is a side elevational view rotated 45° from the view
of FIG. 3.

1 Claim, 2 Drawing Sheets



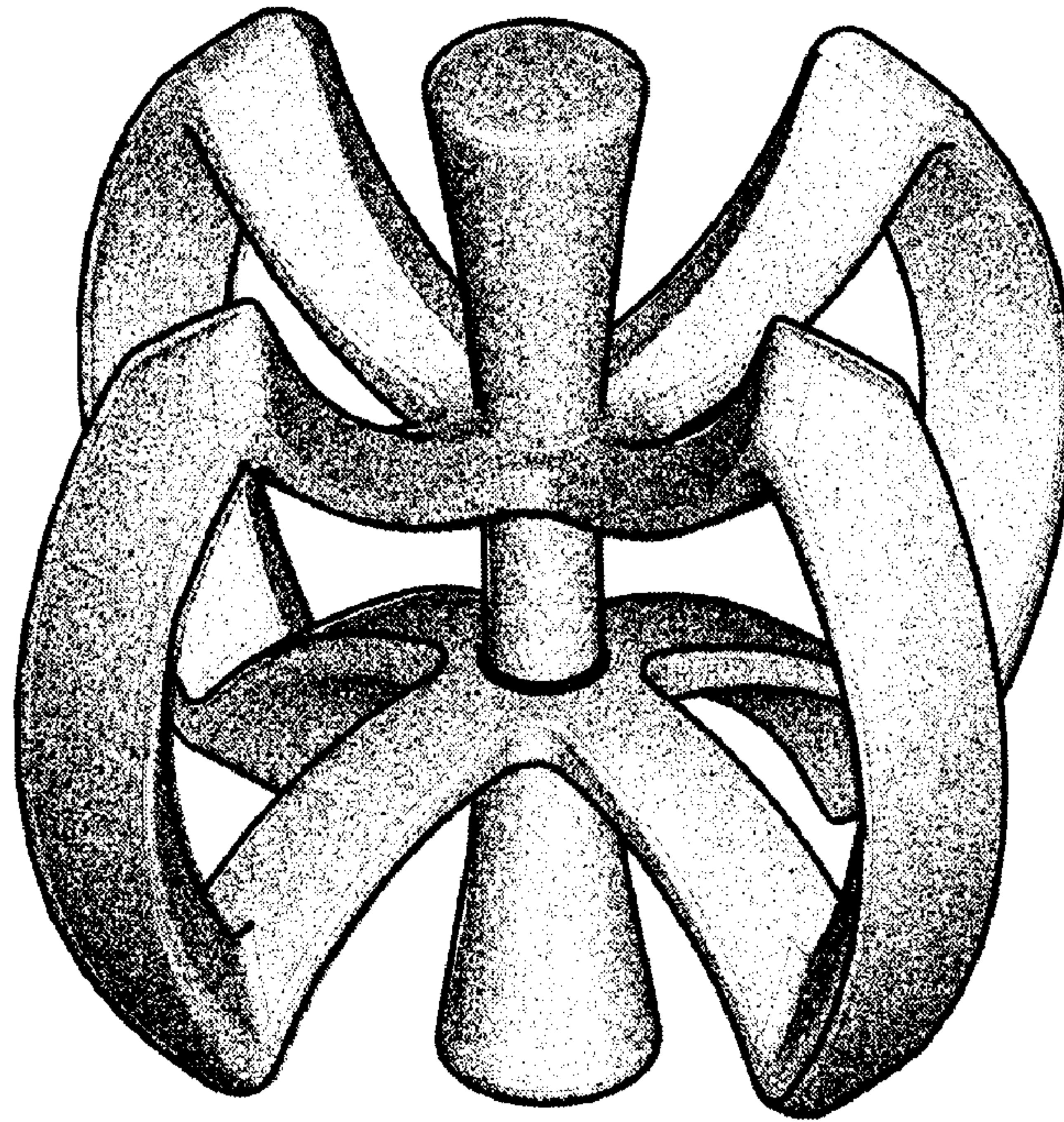


FIG. 1




FIG. 2




FIG. 3

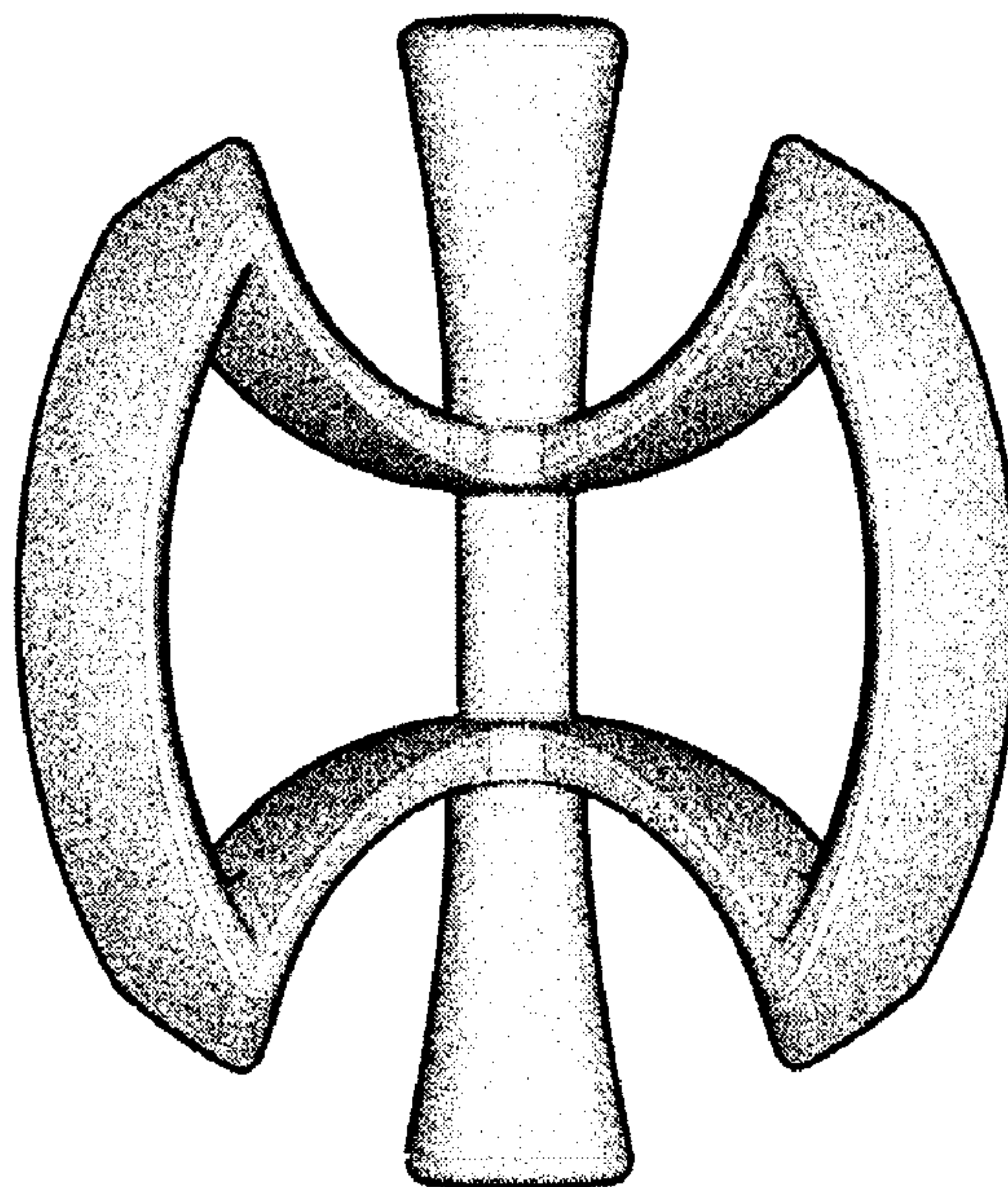


FIG. 4