



US00D530740S

(12) **United States Design Patent**  
**Engel**

(10) **Patent No.:** **US D530,740 S**  
(45) **Date of Patent:** **\*\* Oct. 24, 2006**

(54) **INK CARTRIDGE**

(75) Inventor: **Stefan Engel**, Rückersdorf (DE)

(73) Assignee: **J.S. Staedtler GmbH & Co.**, Nürnberg (DE)

(\*\*) Term: **14 Years**

(21) Appl. No.: **29/218,523**

(22) Filed: **Dec. 3, 2004**

(30) **Foreign Application Priority Data**

Jun. 3, 2004 (EM) ..... 000184296

(51) **LOC (8) Cl.** ..... **18-02**

(52) **U.S. Cl.** ..... **D18/56; 347/86**

(58) **Field of Classification Search** ..... D18/12,  
D18/40, 43, 56; D9/416, 432, 521, 529-530,  
D9/542-543, 570, 573, 575; 347/33, 86-87;  
399/110

See application file for complete search history.

(56) **References Cited**

**U.S. PATENT DOCUMENTS**

3,537,498 A \* 11/1970 St Amand ..... D9/542  
D309,752 S \* 8/1990 Miyoshi ..... D18/43  
D343,360 S \* 1/1994 Poo ..... D9/521  
D376,697 S \* 12/1996 Green et al. .... D9/543  
5,777,646 A \* 7/1998 Barinaga et al. .... 347/86  
D415,790 S \* 10/1999 Hmelar et al. .... D18/56

D417,233 S \* 11/1999 Sabonis ..... D18/56  
D430,022 S \* 8/2000 Goettner ..... D9/416  
D444,495 S \* 7/2001 Taniguchi et al. .... D18/43  
D461,416 S \* 8/2002 Pieschel ..... D9/530  
D467,267 S \* 12/2002 Nanjo et al. .... D18/56  
D472,153 S \* 3/2003 Feen ..... D9/539  
D472,920 S \* 4/2003 Ueno ..... D18/56  
D489,622 S \* 5/2004 Weber ..... D9/529  
6,780,899 B1 \* 8/2004 Liao et al. .... D9/542  
6,945,642 B1 \* 9/2005 Yamamoto et al. .... 347/86

\* cited by examiner

*Primary Examiner*—CathyAnne MacCormac

(74) *Attorney, Agent, or Firm*—Friedrich Kueffner

(57) **CLAIM**

The ornamental design for an ink cartridge, as shown and described.

**DESCRIPTION**

FIG. 1 is a perspective front view of an ink cartridge showing my new design;

FIG. 2 is a bottom view thereof;

FIG. 3 is a side view thereof;

FIG. 4 is a top view thereof;


FIG. 5 is a another side view thereof;


FIG. 6 is a front view thereof; and,

FIG. 7 is a rear view thereof.

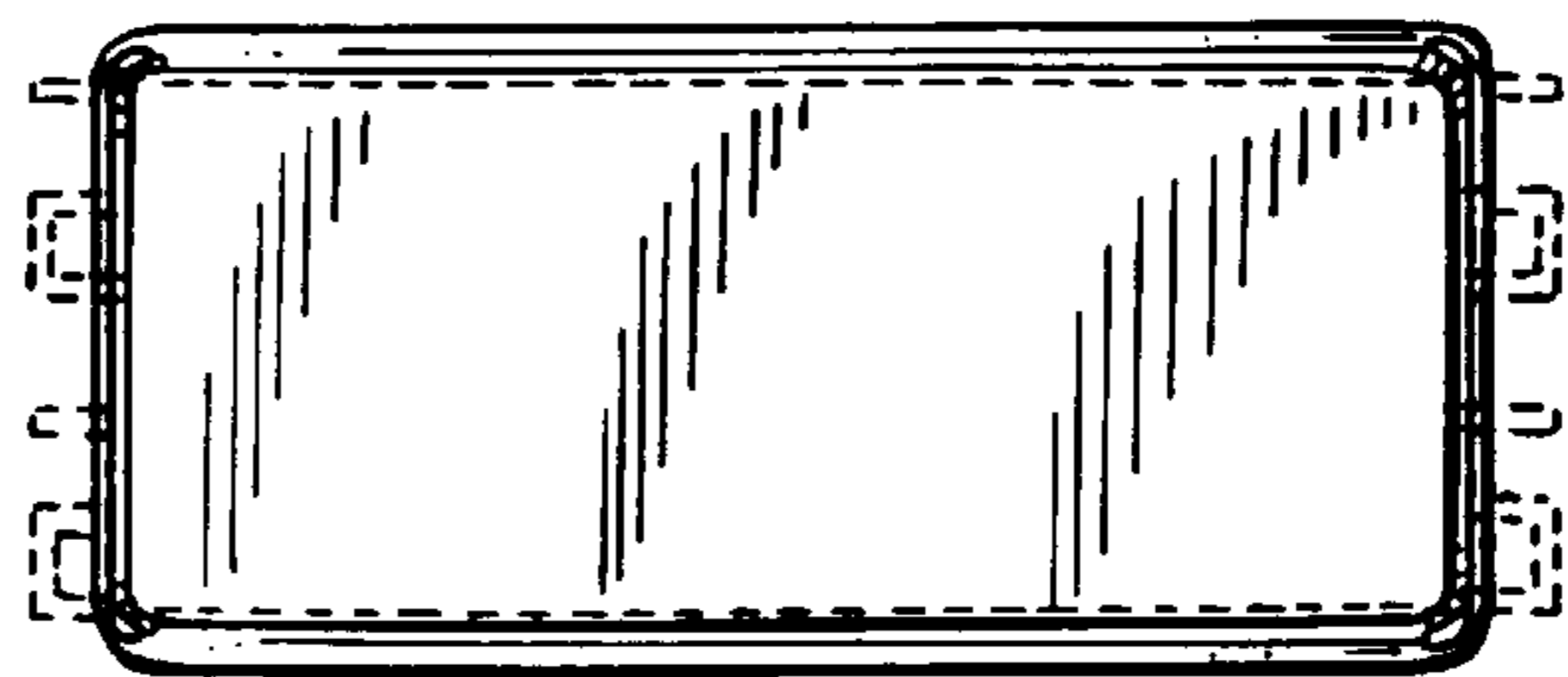
The broken lines are for illustration only and form no part of the claim design.

**1 Claim, 3 Drawing Sheets**





*FIG. 1*



*FIG. 2*

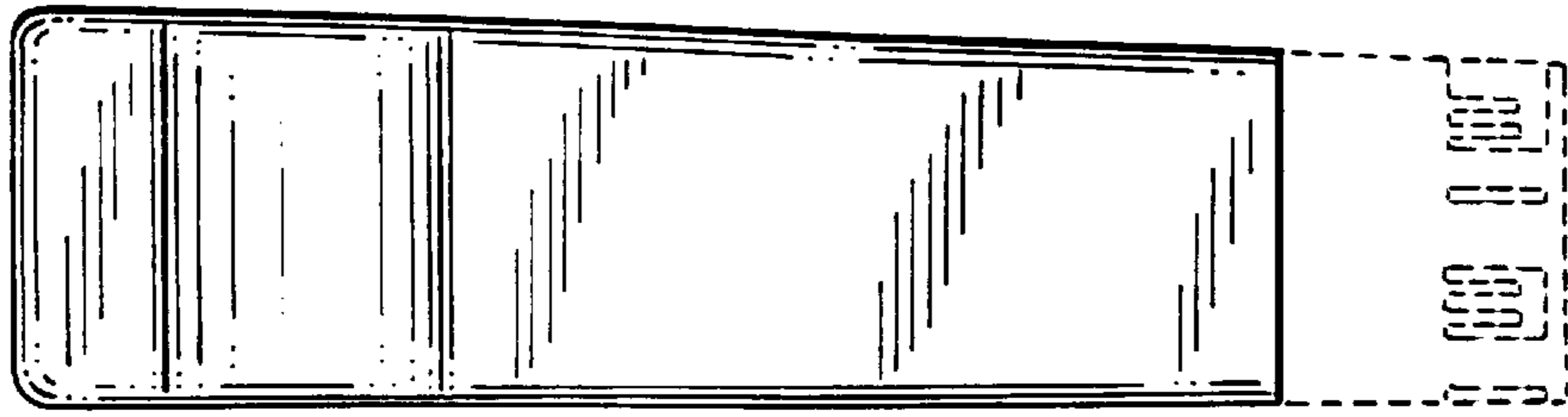


FIG. 3

FIG. 4

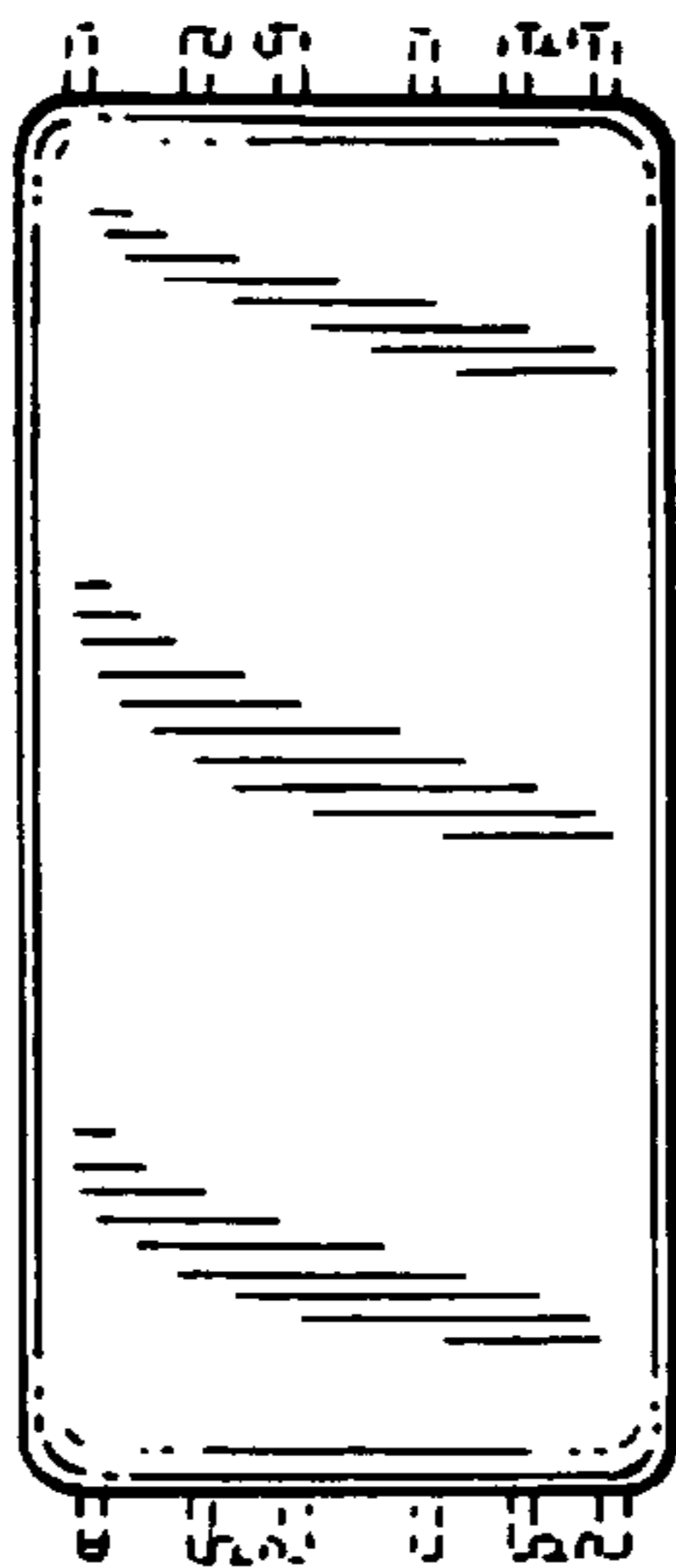
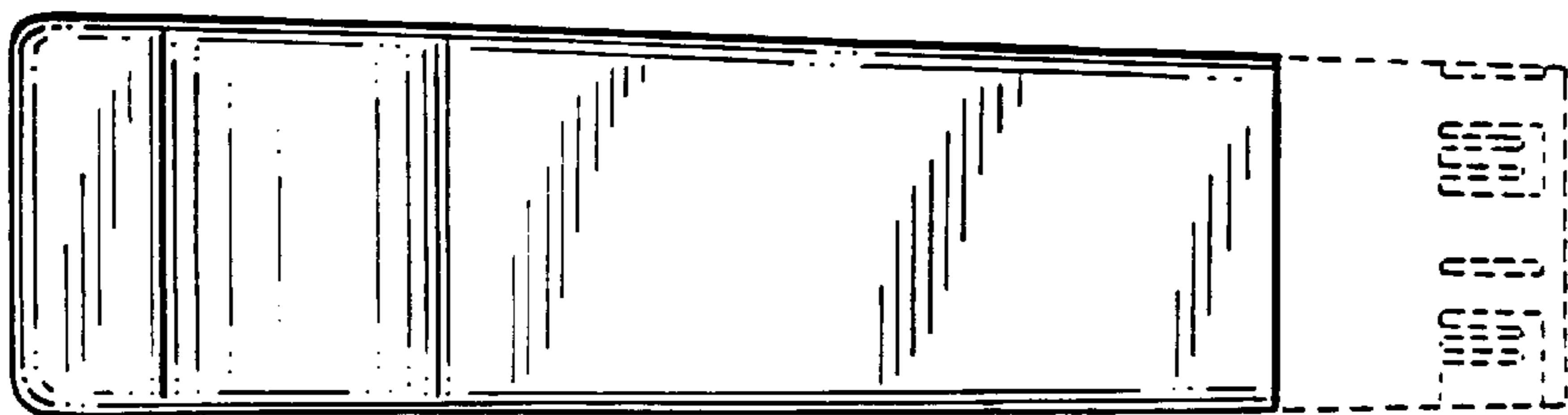
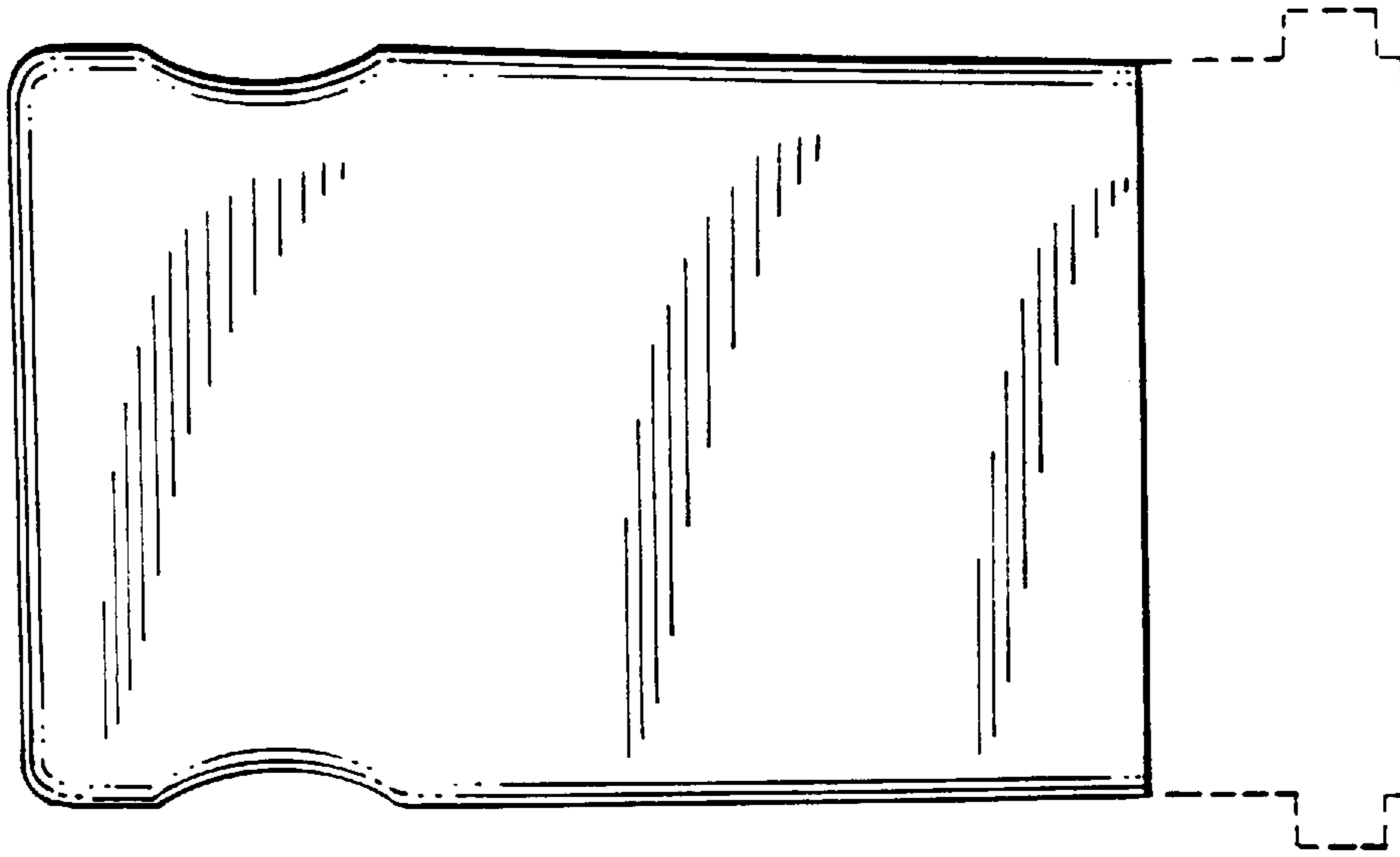
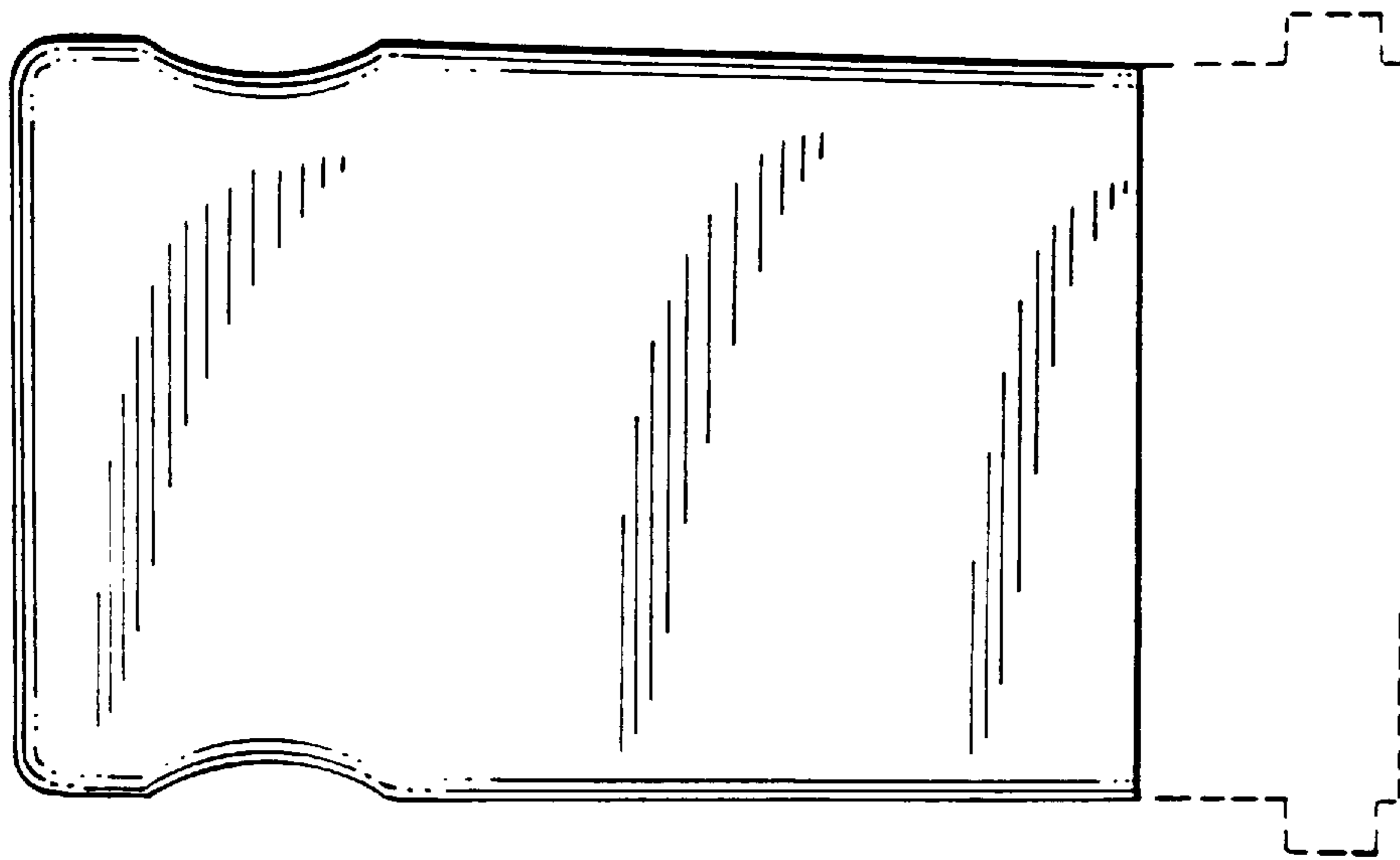


FIG. 5





*FIG. 6*



*FIG. 7*