



US00D530664S

(12) **United States Design Patent** (10) **Patent No.:** **US D530,664 S**
Wingerter et al. (45) **Date of Patent:** **** Oct. 24, 2006**

(54) **BOOSTER PACK**
(75) Inventors: **Robert C. Wingerter**, Greenville, SC (US); **Chad James**, Tryon, NC (US)
(73) Assignee: **Professional Tool Products, LLC**, Greenville, SC (US)
(**) Term: **14 Years**

D504,660 S * 5/2005 Krieger et al. D13/107
D504,870 S * 5/2005 Krieger et al. D13/107
D505,914 S * 6/2005 Krieger et al. D13/107
D506,181 S * 6/2005 Krieger et al. D13/107
D506,973 S * 7/2005 Krieger et al. D13/107
D507,524 S * 7/2005 Krieger et al. D13/107
D510,723 S * 10/2005 Krieger et al. D13/107
D511,135 S * 11/2005 Krieger et al. D13/107

(21) Appl. No.: **29/218,419**
(22) Filed: **Dec. 2, 2004**
(51) **LOC (8) Cl.** **13-02**
(52) **U.S. Cl.** **D13/107**
(58) **Field of Classification Search** D13/106-110,
D13/118, 184; D14/251, 253; 320/103-105,
320/107-115
See application file for complete search history.

OTHER PUBLICATIONS

Power and Booster Pack, Part No. 55015, available at http://www.toolworks.com.au/images/products/automotive/power_and_booster_pack.jpg, (Nov. 11, 2004), 1 page.
Portable Power Supplies, available at <http://www.centcan.com/who3.htm>, (Nov. 11, 2004), 1 page.

(Continued)

Primary Examiner—Alan P. Douglas
Assistant Examiner—Rosemary K. Tarcza
(74) *Attorney, Agent, or Firm*—Alston & Bird LLP

(56) **References Cited**

U.S. PATENT DOCUMENTS

2,610,987 A 9/1952 Betz
2,718,540 A 9/1955 Betz
D235,454 S 6/1975 Lindow, Jr.
D316,397 S 4/1991 Herbert
D334,560 S 4/1993 Wilson
5,214,368 A 5/1993 Wells
D374,859 S 10/1996 Quay et al.
5,589,292 A 12/1996 Rozon
5,793,185 A 8/1998 Prelec et al.
D408,782 S 4/1999 Poon
D413,098 S 8/1999 Dayan
5,955,866 A 9/1999 Peng
5,982,138 A 11/1999 Krieger
6,002,235 A 12/1999 Clore
D432,985 S * 10/2000 Wan D13/107
D444,125 S * 6/2001 Shy D13/110
RE37,482 E 12/2001 Guay et al.
D484,852 S * 1/2004 James et al. D13/107
D493,418 S * 7/2004 Krieger et al. D13/107
D493,419 S * 7/2004 Krieger et al. D13/107
D493,420 S * 7/2004 Krieger et al. D13/107
D503,378 S * 3/2005 Hussaini et al. D13/107
D504,396 S * 4/2005 Hussaini et al. D13/107

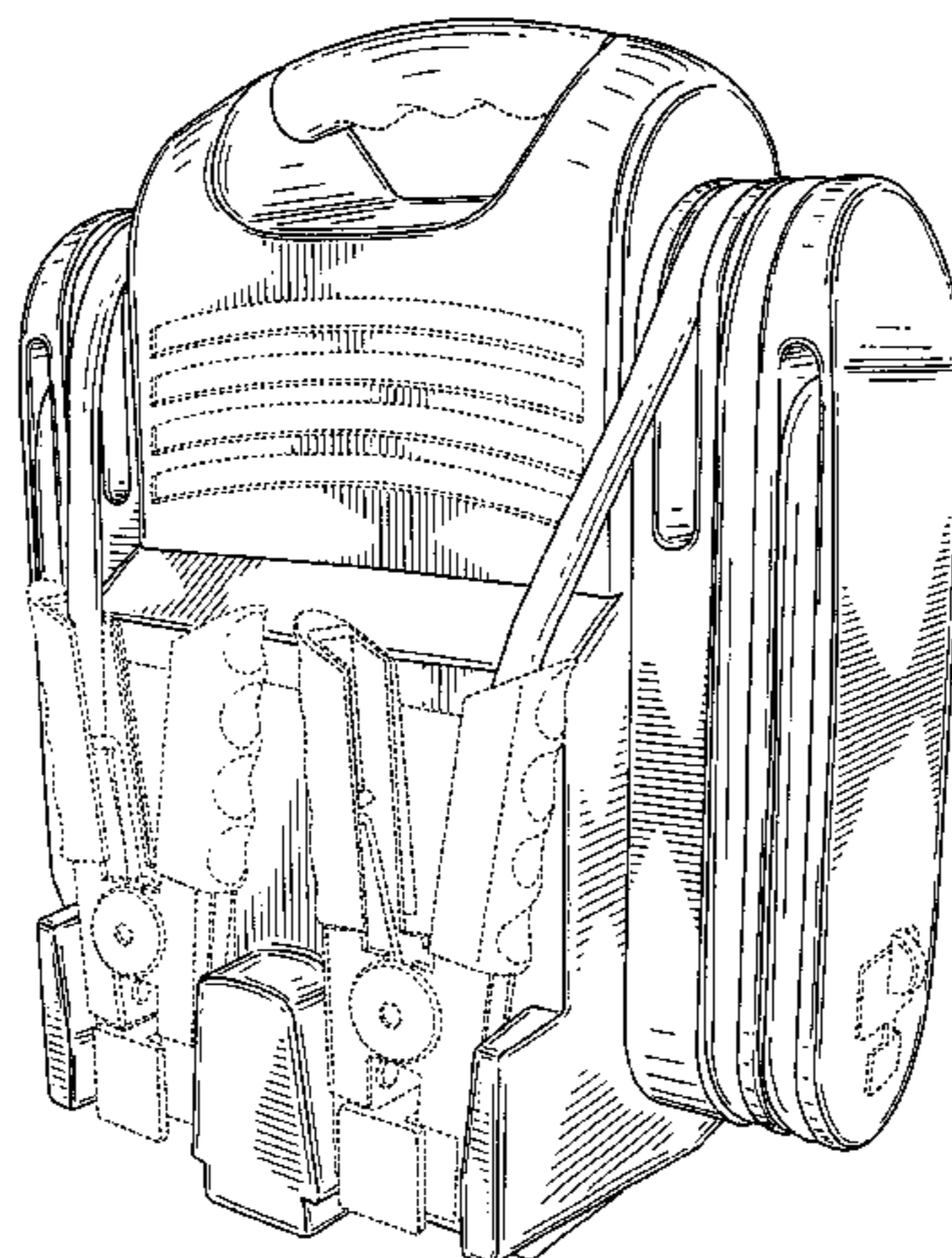
(57) **CLAIM**

The ornamental design for a booster pack, as shown and described.

DESCRIPTION

FIG. 1 is a perspective view of a booster pack according to one embodiment of the present invention;
FIG. 2 is a front elevation view of the booster pack shown in FIG. 1;
FIG. 3 is a left side elevation view of the booster pack shown in FIG. 1;
FIG. 4 is a rear elevation view of the booster pack shown in FIG. 1;
FIG. 5 is a right side elevation view of the booster pack shown in FIG. 1; and,
FIG. 6 is a top view of the booster pack shown in FIG. 1; bottom view of the booster pack shown in FIG. 1 is unornamented and forms no part of the claimed design of the booster pack shown in FIG. 1.
The broken lines shown herein are for illustrative purposes only and form no part of the claimed design.

1 Claim, 6 Drawing Sheets



OTHER PUBLICATIONS

Arizona Tools, Automotive Tools & Equipment, Battery Chargers, Boosters, & Tools, Portable 12v Power (BoosterPacs), available at http://www.arizonatools.com/catalog/browse*21-3586-2138-3741, (Nov. 11, 2004) 2 pages.

Booster Pac 12V 360CCA/1600MAX Battery Jump Starter, available at <http://www.rvtools.com/products/list/wi-soles5000.cfm>, (Nov. 11, 2004), 1 page.

Energy Flow 3400/1700 PK Amps Jump Starter 12/24V DC 1400CA, available at http://www.all-tool.com/BY_MAS-

[TER_CATEGORY/Automotive_Service/Battery_Boosters_C . . .](#) (Nov. 11, 2004), 2 pages.

Boat Accessories Power Inverters, Electri-Pac, Booster Pac, Battery On/Off Switch, Inverter, available at http://www.boatingbuddy.com/boat_accesory/139.htm, (Nov. 11, 2004), 3 pages.

Segerhammar, Professionell Starthjälp, available at http://www.segerhammar-hogtryck.se/index2_starthjalp.htm (Nov. 11, 2004) 2 pages.

* cited by examiner




FIG. 1

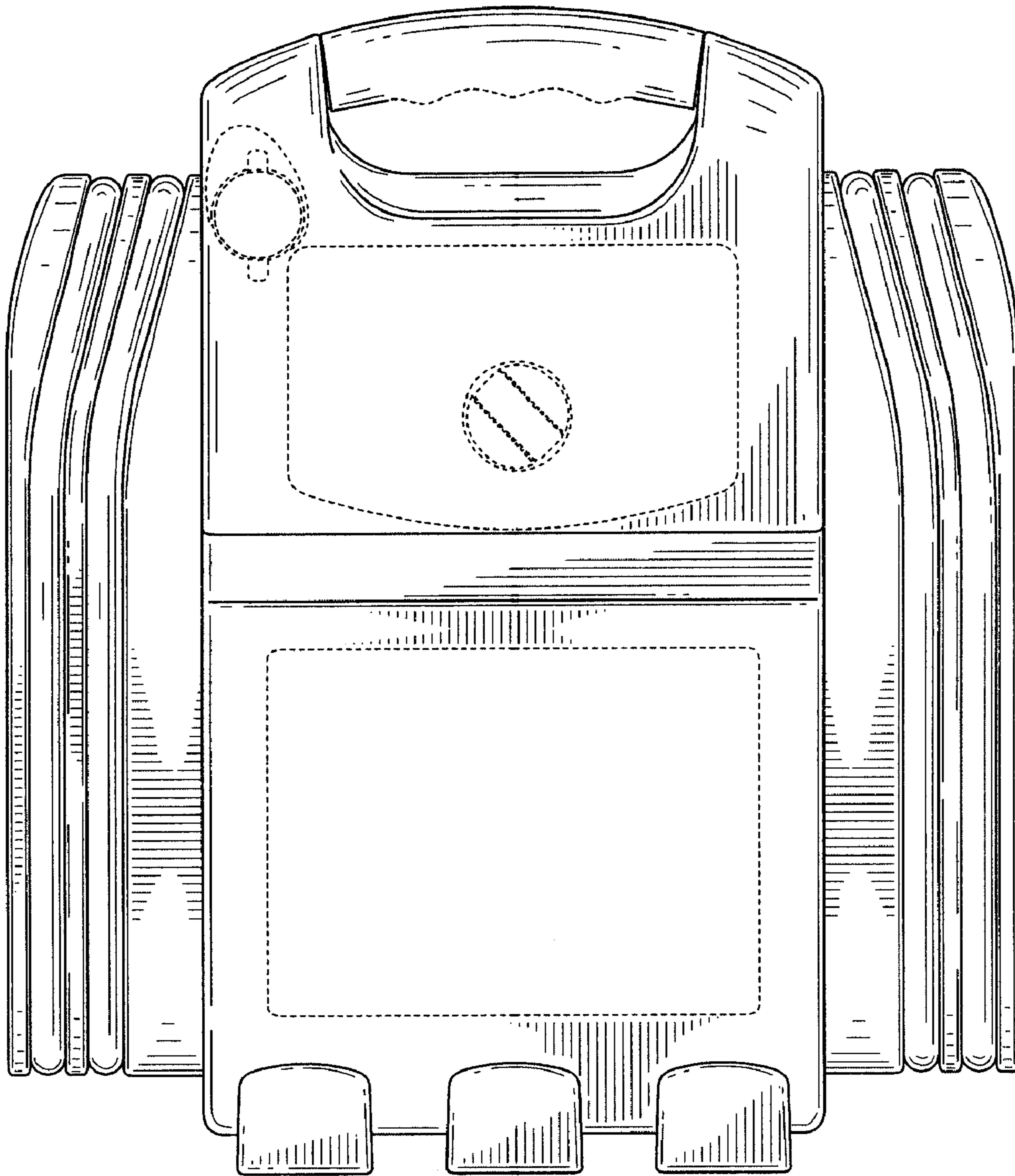


FIG. 2

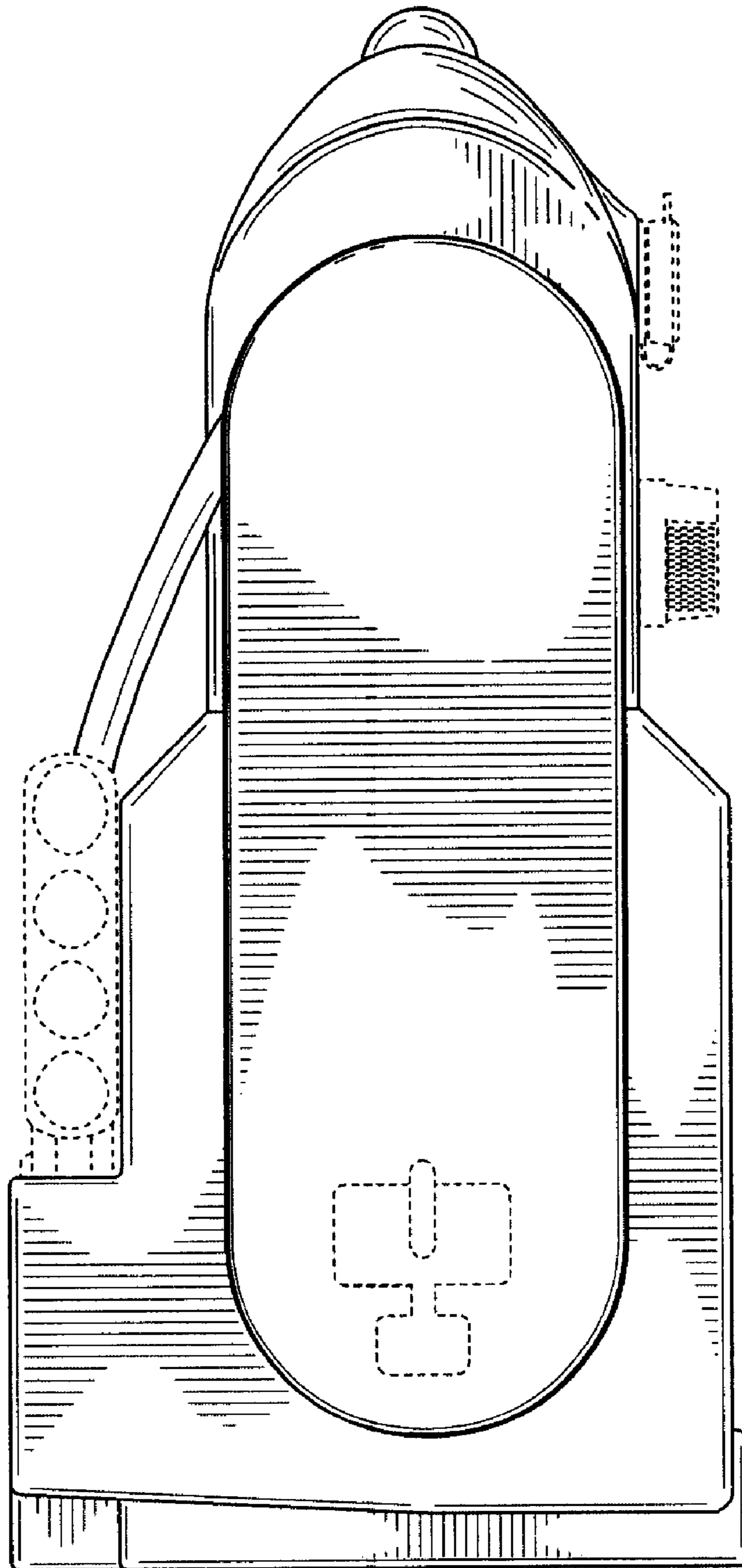


FIG. 3

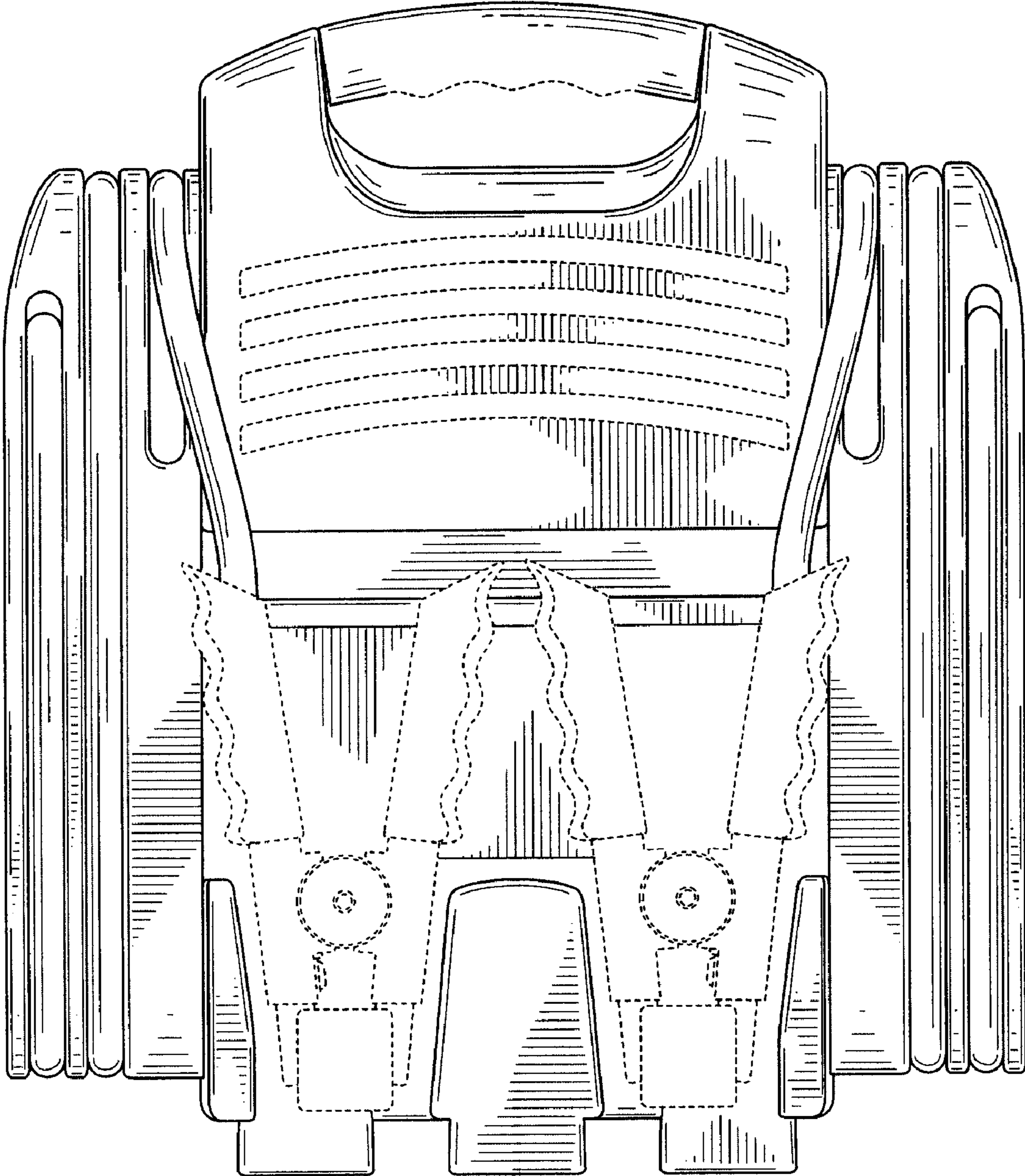


FIG. 4

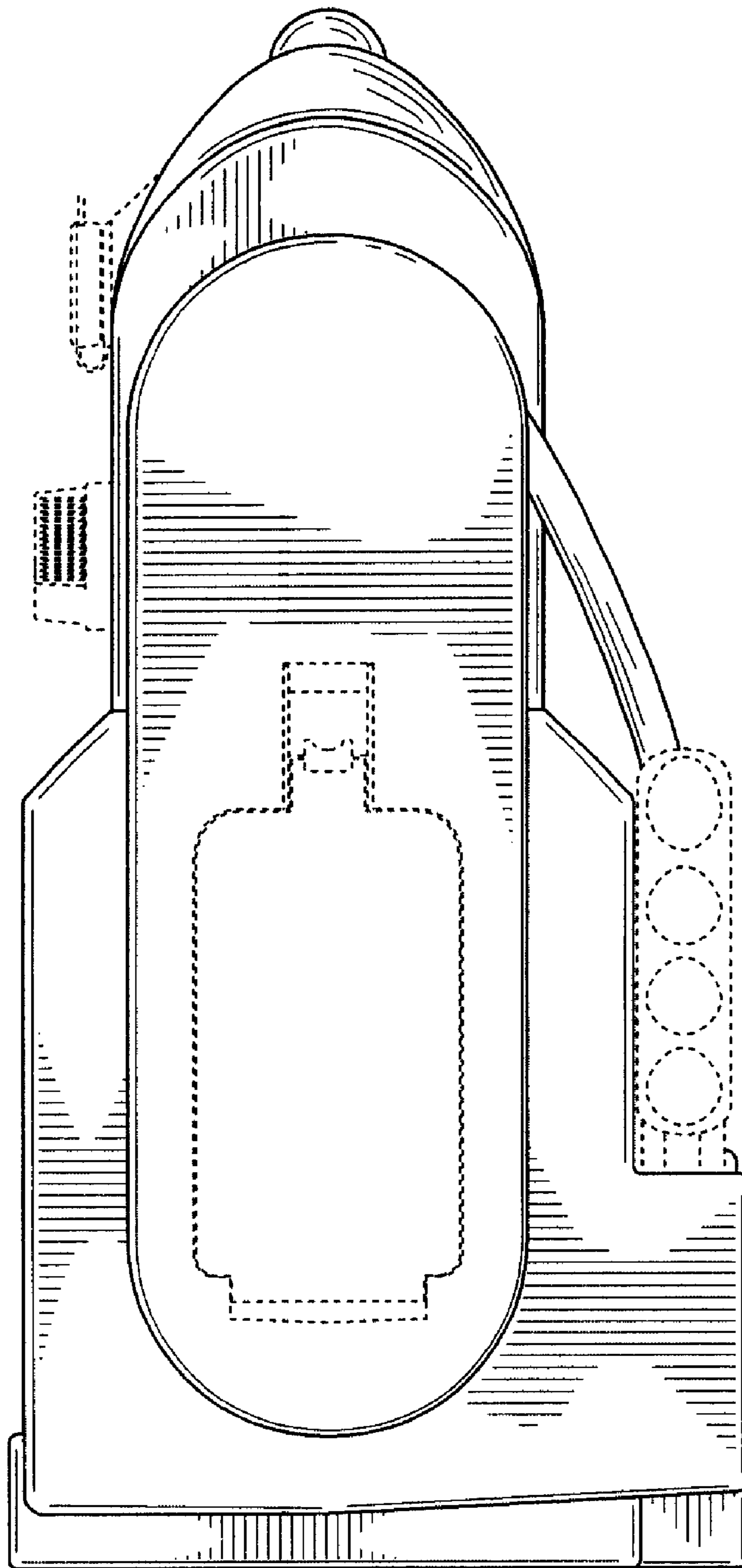


FIG. 5

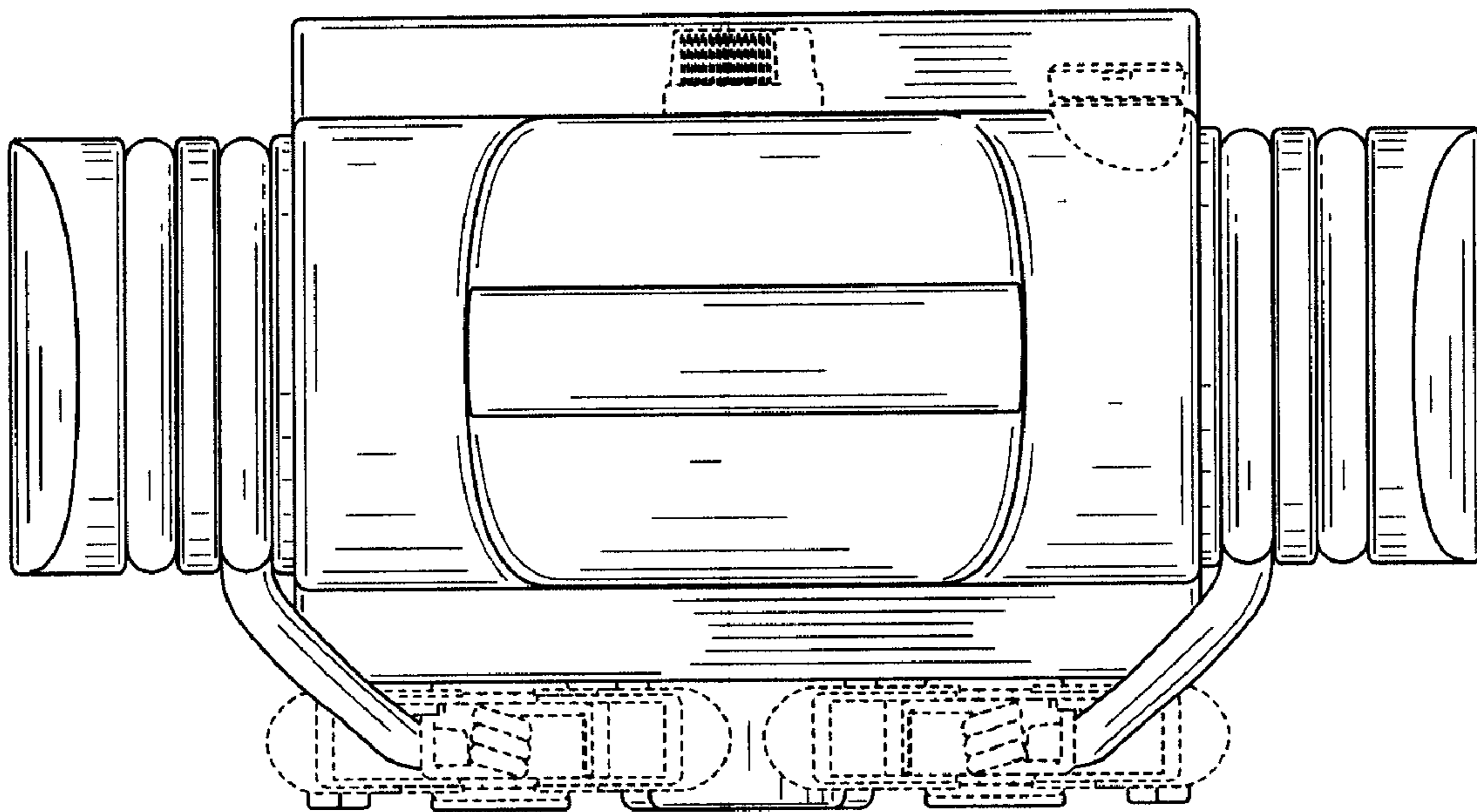


FIG. 6