



US00D530660S

(12) **United States Design Patent**  
**Norman et al.**

(10) **Patent No.:** **US D530,660 S**

(45) **Date of Patent:** **\*\* Oct. 24, 2006**

(54) **VEHICLE CENTER CONSOLE**

7,029,049 B1 \* 4/2006 Rockafellow et al. .... 296/37.8

(75) Inventors: **Johnathan Norman**, San Pedro, CA (US); **Patrick J. Hebert**, Long Beach, CA (US); **Simon Yu**, Los Angeles, CA (US)

\* cited by examiner

*Primary Examiner*—Stacia Cadmus  
(74) *Attorney, Agent, or Firm*—Plumsea Law Group, LLC; Mark E. Duell

(73) Assignee: **Honda Motor Co., Ltd.**, Tokyo (JP)

(57) **CLAIM**

(\*\*) Term: **14 Years**

The ornamental design for a vehicle center console, as shown and described.

(21) Appl. No.: **29/251,633**

**DESCRIPTION**

(22) Filed: **Jan. 10, 2006**

(51) **LOC (8) Cl.** ..... **12-16**

(52) **U.S. Cl.** ..... **D12/415**

(58) **Field of Classification Search** ..... D12/192,  
D12/415, 419, 421–425; 296/37.1, 37.6–37.16,  
296/153; 224/42.11, 42.24–42.25, 275, 400;  
297/411.2, 411.23, 411.26; 280/750–752;  
180/90

FIG. 1 is a top, left perspective view of a vehicle center console showing our new design, the top, right perspective view being a mirror image thereof;

FIG. 2 is a rear perspective view thereof; and,  
FIG. 3 is a partial right, rear perspective view, the left, rear perspective view being a mirror image thereof.

See application file for complete search history.

In FIGS. 1–2, the broken line showings of the front elements, the elements in the left side island including the gear shifter, gear shifter well and rectangles, the lines in the right side island, the controls on the rear face, the louvers on the rear vents, and the support area underneath the center console are for illustrative purposes only and form no part of the claimed design. FIG. 3 illustrates a partial view, and the broken line boundary to the right of the figure denotes the end of the view. In FIG. 3, the broken line showings of the controls on the rear face, the louvers on the rear vents, and the bottom boundary are for illustrative purposes only and form no part of the claimed design.

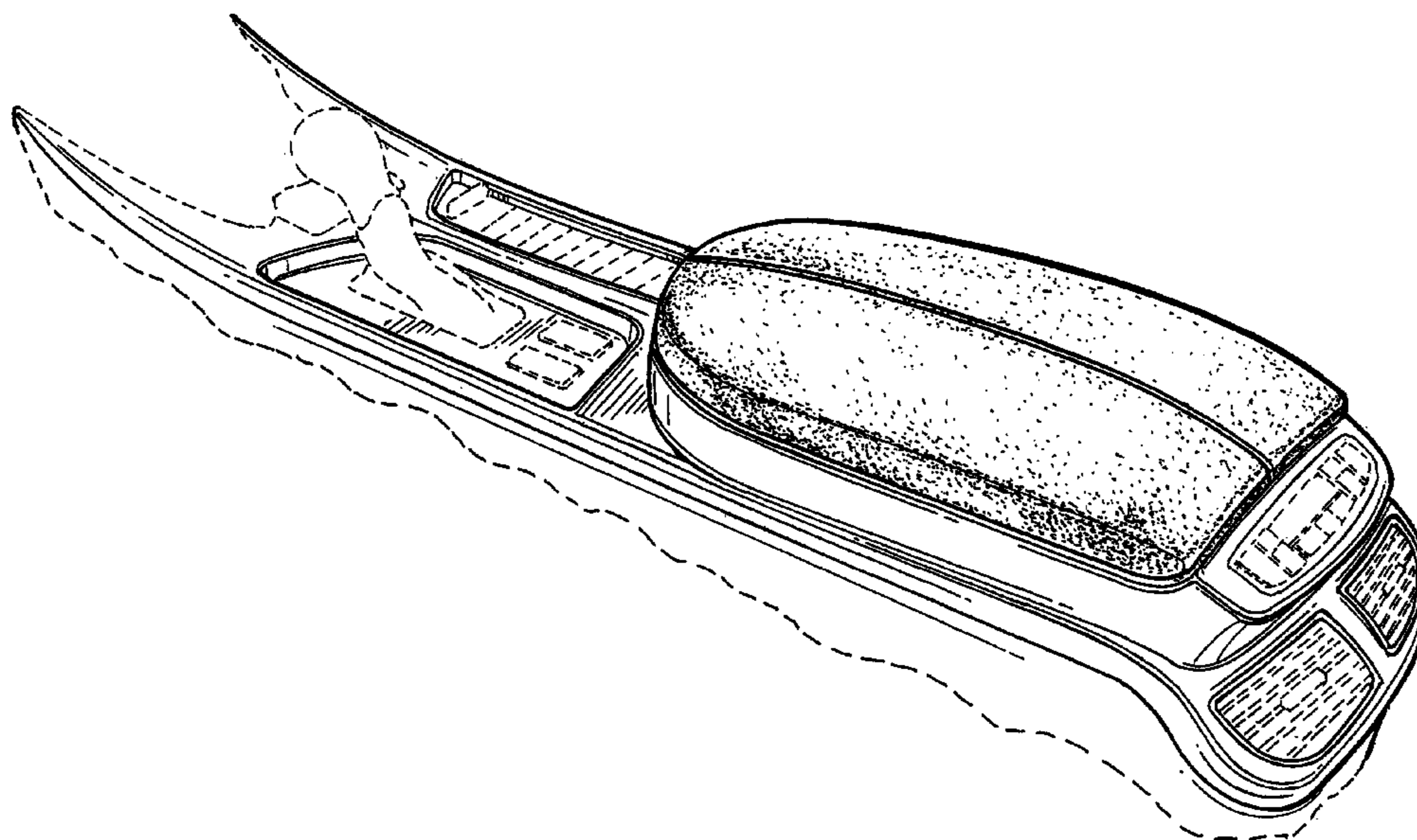
The vehicle center console is shown on an enlarged scale in FIG. 2.

(56) **References Cited**

**U.S. PATENT DOCUMENTS**

5,085,481 A	*	2/1992	Fluharty et al.	.....	296/37.8
D385,847 S	*	11/1997	Ma et al.	.....	D12/415
D411,980 S	*	7/1999	Sacco et al.	.....	D12/425
D429,686 S	*	8/2000	McDonald	.....	D12/419
D430,104 S	*	8/2000	McDonald	.....	D12/419
D459,288 S	*	6/2002	Tsay	.....	D12/415
D473,509 S	*	4/2003	Pfeiffer et al.	.....	D12/415
D474,441 S	*	5/2003	Hill et al.	.....	D12/415
6,616,205 B1	*	9/2003	Bruhnke et al.	.....	296/37.8
D484,454 S	*	12/2003	Siegert et al.	.....	D12/415

**1 Claim, 3 Drawing Sheets**



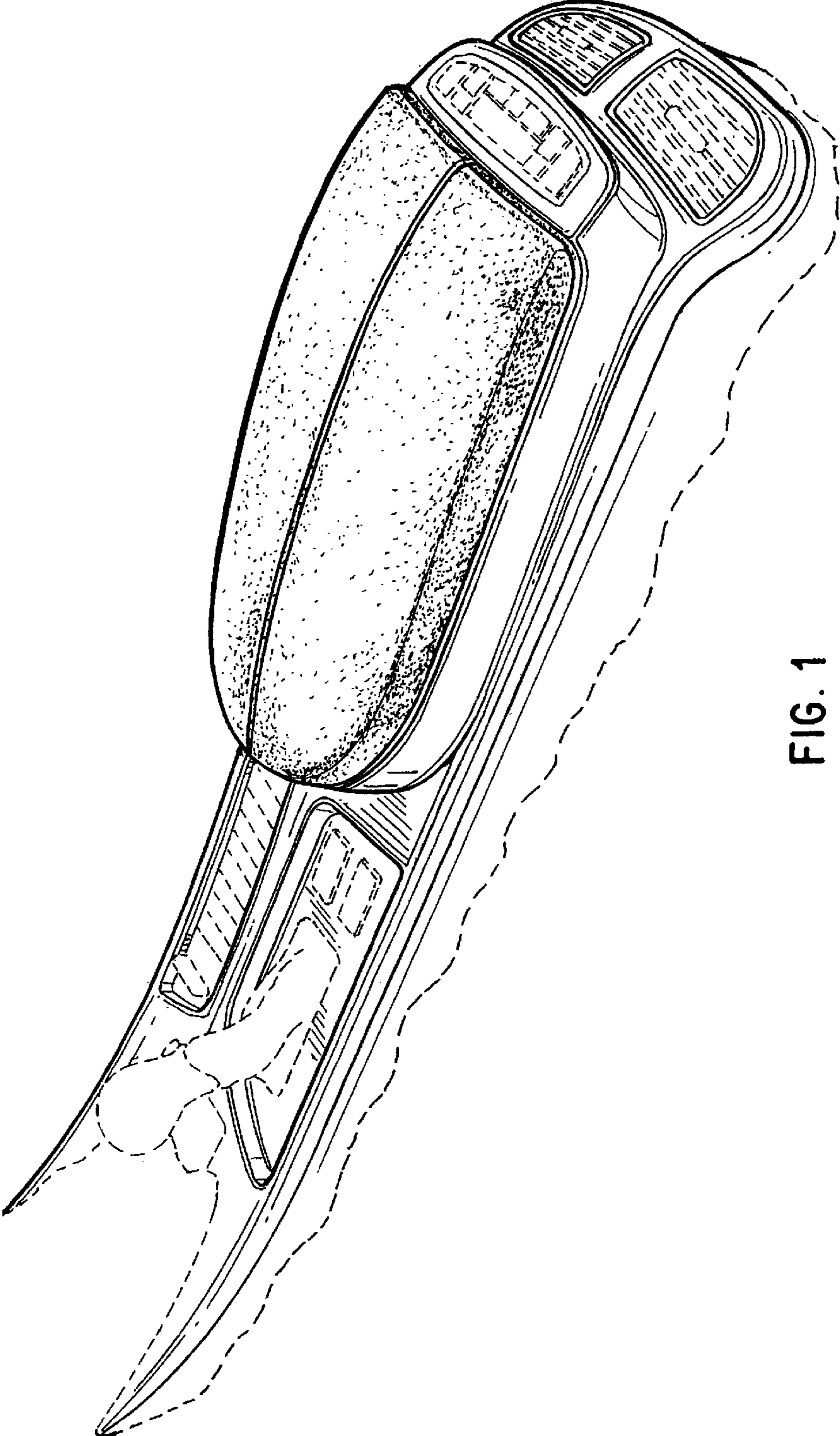


FIG. 1

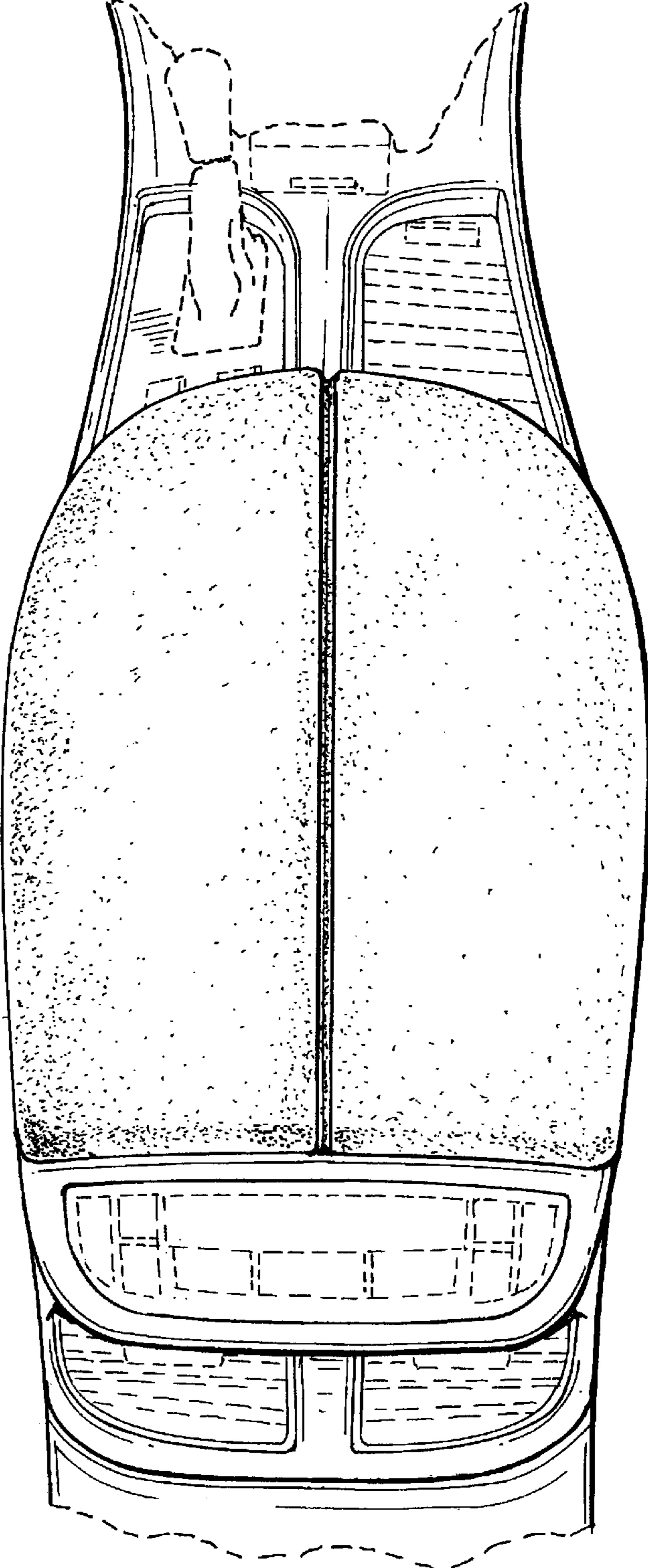


FIG. 2

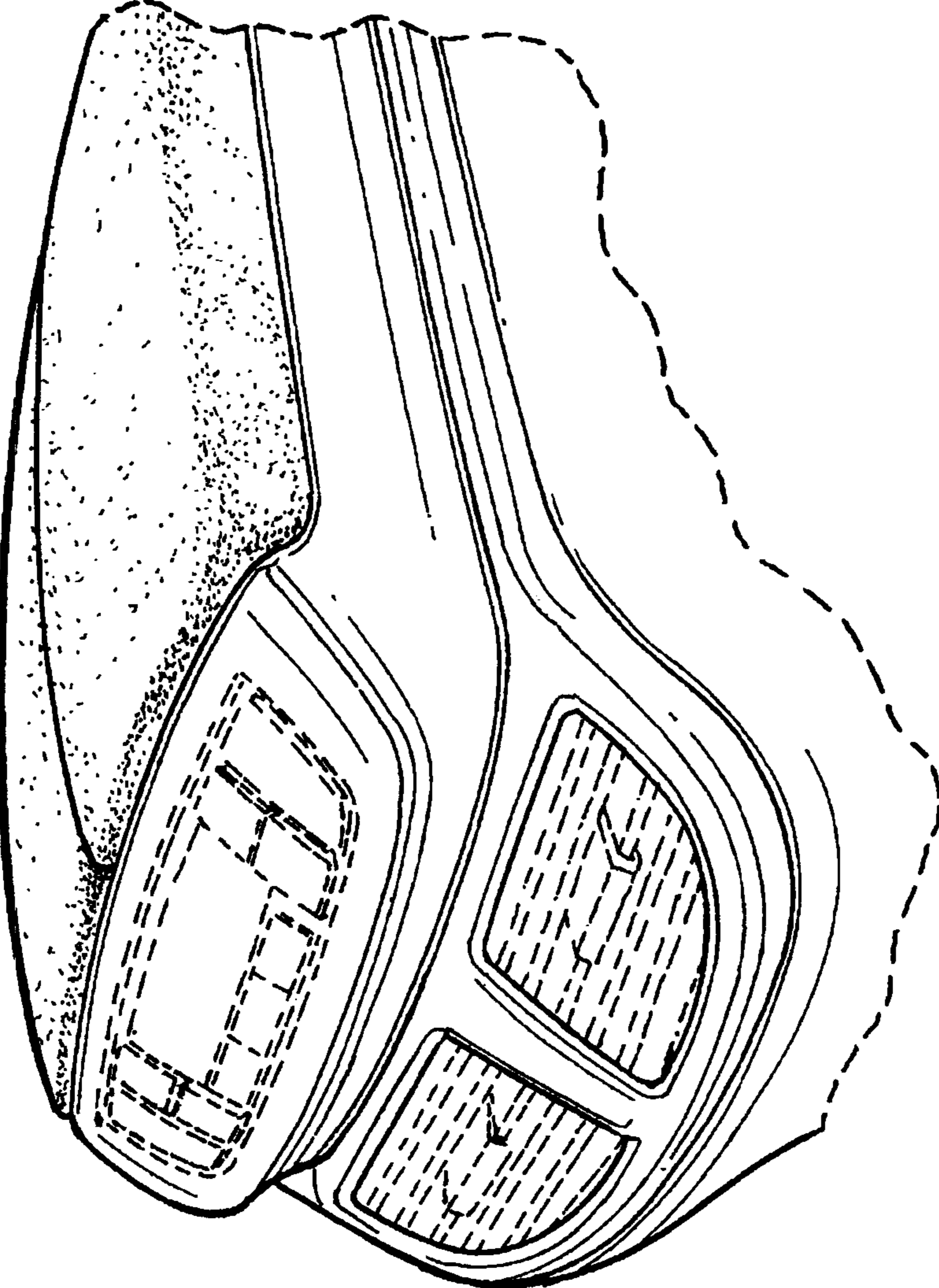


FIG. 3