



US00D530653S

(12) **United States Design Patent** (10) **Patent No.:** **US D530,653 S**
Angelo et al. (45) **Date of Patent:** **** Oct. 24, 2006**

(54) **TRUCK BUMPER UNIT**

(75) Inventors: **Gerald Jay Angelo**, Bellevue, WA (US); **Wayne K Simons**, Kent, WA (US); **Daniel Farmer**, Coupeville, WA (US); **Richard D Wailes, Jr.**, Woodinville, WA (US); **James E Schatzer**, Kent, WA (US)

(73) Assignee: **PACCAR Inc**, Bellevue, WA (US)

(**) Term: **14 Years**

(21) Appl. No.: **29/238,187**

(22) Filed: **Sep. 12, 2005**

(51) **LOC (8) Cl.** **12-16**

(52) **U.S. Cl.** **D12/169**

(58) **Field of Classification Search** D12/90-92, D12/86, 169, 196, 163; 296/180.1, 180.2; 293/102, 113, 115, 117, 120

See application file for complete search history.

(56) **References Cited**

U.S. PATENT DOCUMENTS

D291,872 S 9/1987 Simons et al.
D291,982 S 9/1987 Simons et al.
D307,254 S 4/1990 Koske et al.

(Continued)

OTHER PUBLICATIONS

Kenworth Truck Company W900 brochure, Kirkland, Wash, 2005.
Kenworth Truck Company W900 brochure, Kirkland, Wash, 2002.
Kenworth Truck Company W900 brochure, Kirkland, Wash, 1996.
Kenworth Truck Company T2000 brochure, Kirkland, Wash, 2005.
Kenworth Truck Company T2000 brochure, Kirkland, Wash, 2002.

Kenworth Truck Company T800 brochure, Kirkland, Wash, 2005.

Kenworth Truck Company T800 brochure, Kirkland, Wash, 2003.

Kenworth Truck Company T800 brochure, Kirkland, Wash, 2002.

Kenworth Truck Company T600 brochure, Kirkland, Wash, 2005.

Kenworth Truck Company T600 brochure, Kirkland, Wash, 2002.

Kenworth Truck Company T600 brochure, Kirkland, Wash, 1996.

Kenworth Truck Company T300 brochure, Kirkland, Wash, 2005.

Kenworth Truck Company T300 brochure, Kirkland, Wash, 2001.

Primary Examiner—Melody N. Brown

(74) *Attorney, Agent, or Firm*—Christensen O'Connor Johnson Kindness PLLC

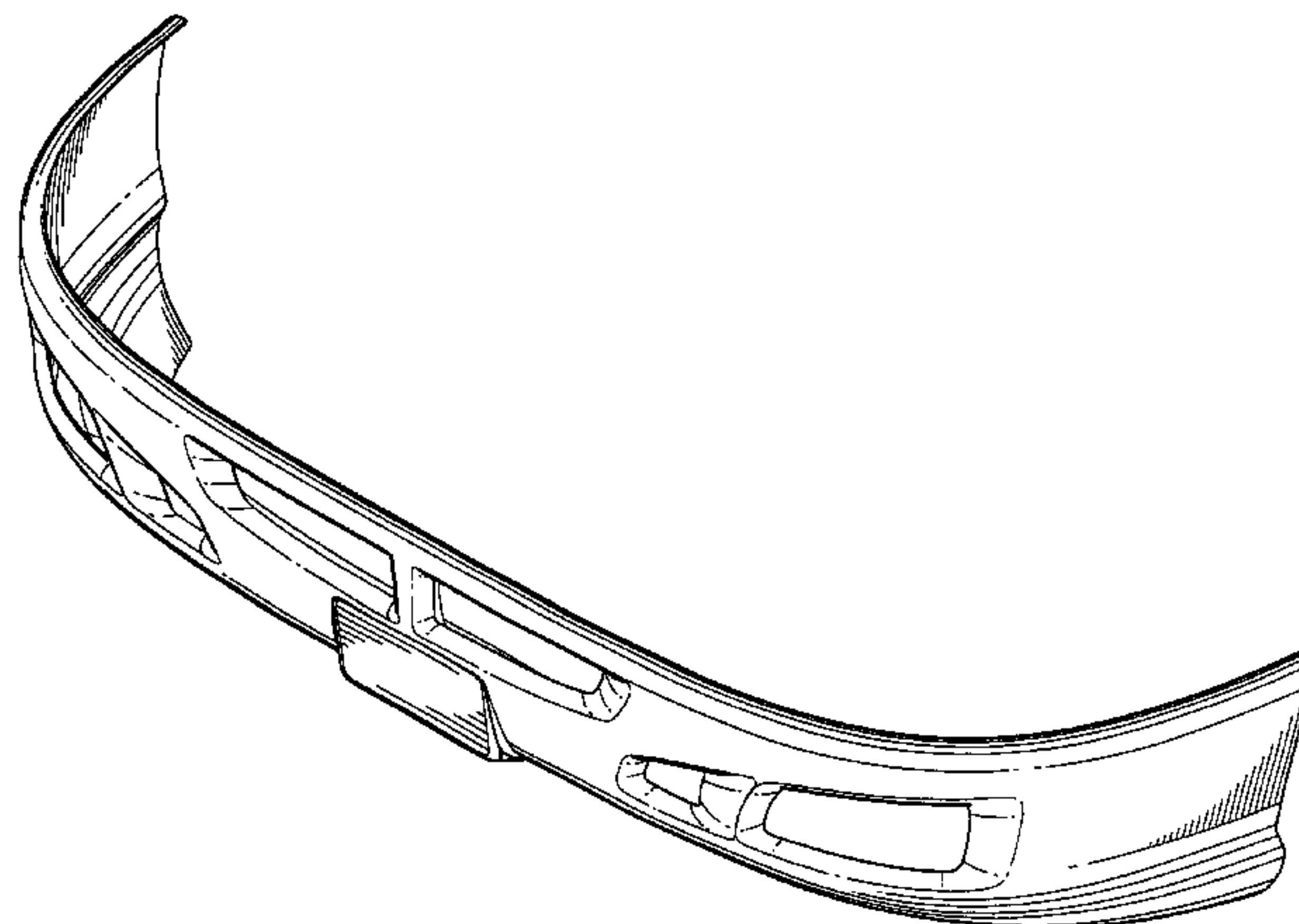
(57) **CLAIM**

The ornamental design for a truck bumper unit, as shown and described.

DESCRIPTION

FIG. 1 is a front perspective view of a truck bumper unit showing a first embodiment of our new design;
FIG. 2 is a front elevational view of the truck bumper unit of FIG. 1;
FIG. 3 is a rear elevational view of the truck bumper unit of FIG. 1;
FIG. 4 is a top plan view of the truck bumper unit of FIG. 1;
FIG. 5 is a bottom plan view of the truck bumper unit of FIG. 1;
FIG. 6 is a left side elevational view of the truck bumper unit of FIG. 1; and,
FIG. 7 is a right side elevational view of the truck bumper unit of FIG. 1.

1 Claim, 3 Drawing Sheets



US D530,653 S

Page 2

U.S. PATENT DOCUMENTS

D307,731 S	5/1990	Kerney et al.	D436,894 S	1/2001	Barraclough et al.
D308,032 S	5/1990	Kerney et al.	D437,258 S	2/2001	Meryman et al.
D312,805 S	12/1990	Marlowe et al.	D437,570 S	2/2001	Meryman et al.
D313,966 S	1/1991	Marlowe et al.	D442,132 S	5/2001	Weidhase
D316,241 S	4/1991	Ray	D443,853 S	6/2001	Barraclough et al.
D320,583 S	10/1991	Simons et al.	D466,847 S	12/2002	Waskow et al.
D329,214 S	9/1992	Marlowe et al.	D471,494 S	3/2003	Chan
D343,605 S	1/1994	Meryman	D475,657 S	6/2003	Wong et al.
D364,371 S	11/1995	Ray et al.	D475,663 S	6/2003	Chiang
D366,638 S	1/1996	Tucker et al.	D475,664 S	6/2003	Chiang
D381,946 S	8/1997	Delashaw et al.	D476,929 S	7/2003	Dozier et al.
D382,841 S	8/1997	Norwood et al.	D478,027 S	8/2003	Chiang
D384,019 S	9/1997	Meryman et al.	D478,028 S	8/2003	Chiang
D391,212 S	2/1998	Meryman et al.	D482,302 S	11/2003	Dozier et al.
D395,860 S	7/1998	Meryman et al.	D483,707 S	12/2003	Satou
D403,636 S	1/1999	Meryman et al.	D488,749 S	4/2004	Ikuma et al.
D411,140 S	6/1999	Meryman et al.	D491,848 S	6/2004	Metros et al.
D411,494 S	6/1999	Meryman et al.	D492,627 S	7/2004	Metros et al.
D422,251 S	4/2000	Bader et al.	D492,628 S	7/2004	Bond et al.
D423,429 S	4/2000	Hickman et al.	D494,898 S	8/2004	Metros et al.
D423,990 S	5/2000	Meryman et al.	D497,577 S	10/2004	Metros et al.
D424,489 S	5/2000	Damon et al.	D498,716 S	11/2004	Maeda et al.
D425,450 S	5/2000	Barraclough et al.	D504,850 S	5/2005	Gunter et al.
D429,669 S	8/2000	Cook et al.	D518,424 S *	4/2006	Clark et al. D12/169
D431,806 S	10/2000	Damon et al.	D519,067 S *	4/2006	Steere et al. D12/169
D433,981 S	11/2000	Davis et al.	D519,068 S *	4/2006	Clark et al. D12/169
D434,347 S	11/2000	Damon et al.			

* cited by examiner

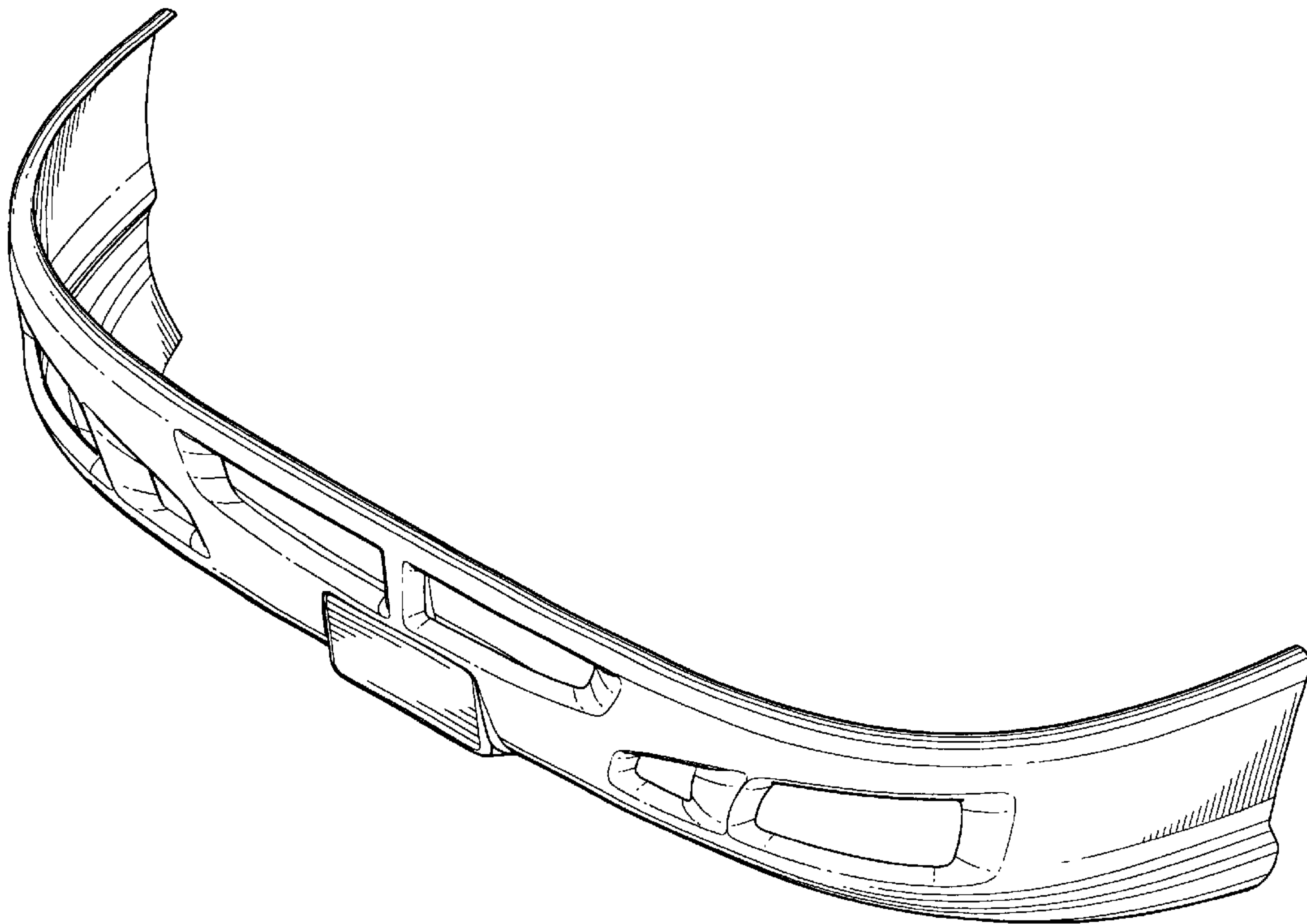


Fig. 1.

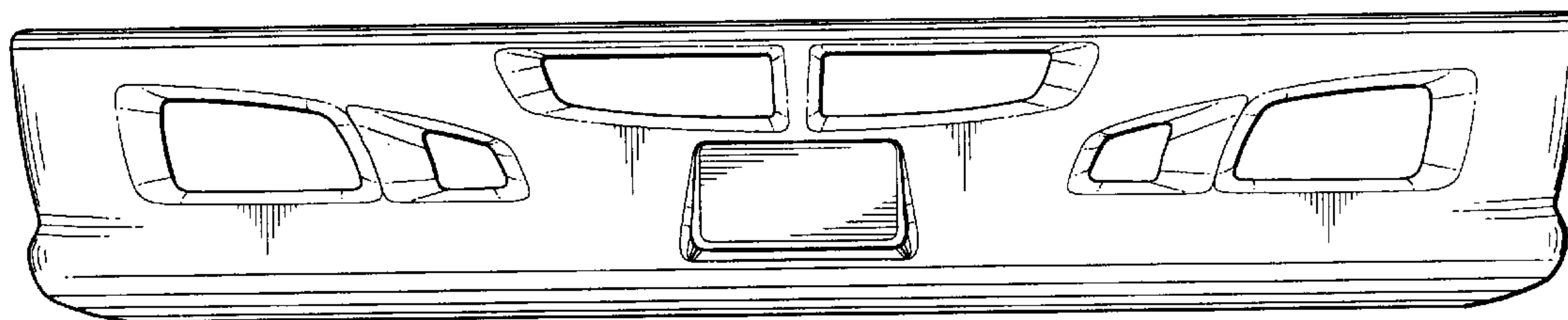


Fig. 2.

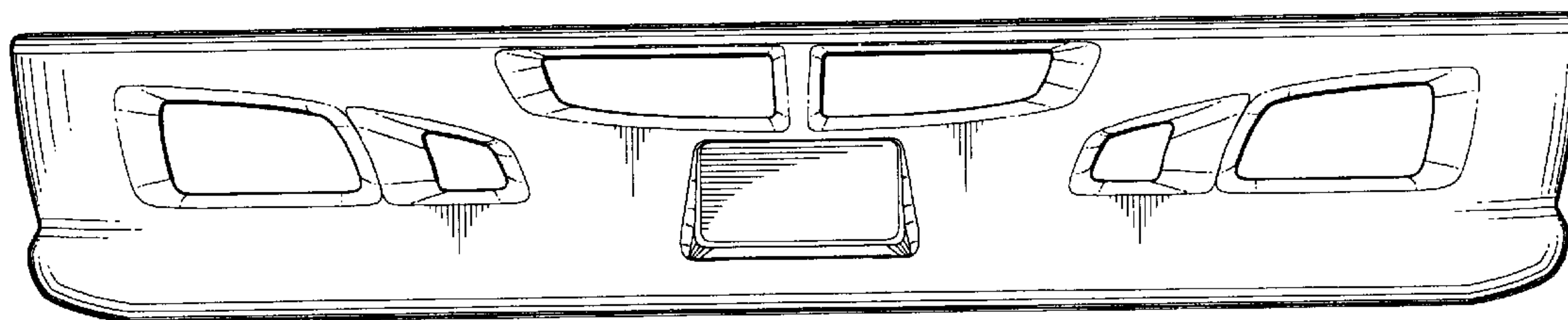


Fig. 3.

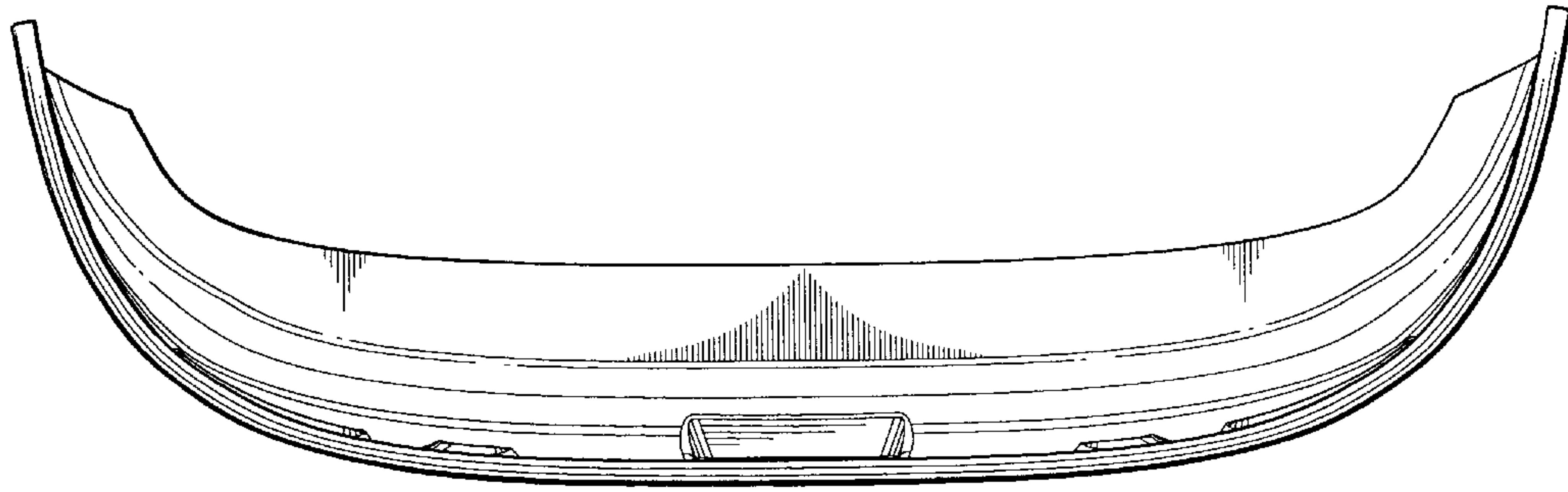


Fig. 4.

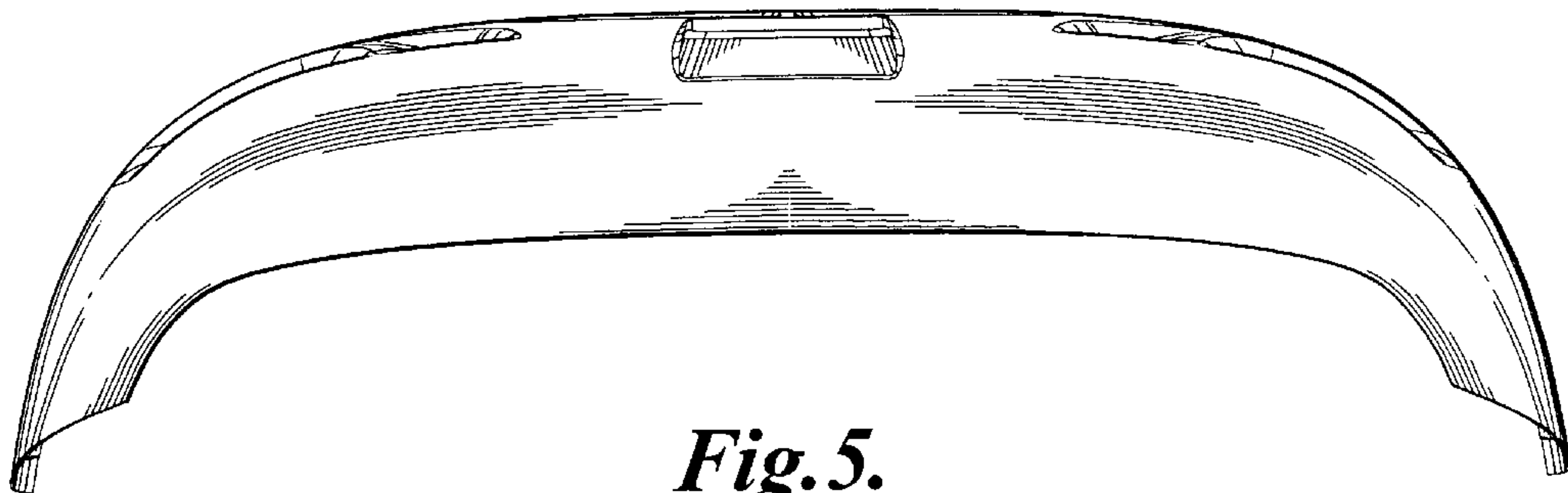


Fig. 5.

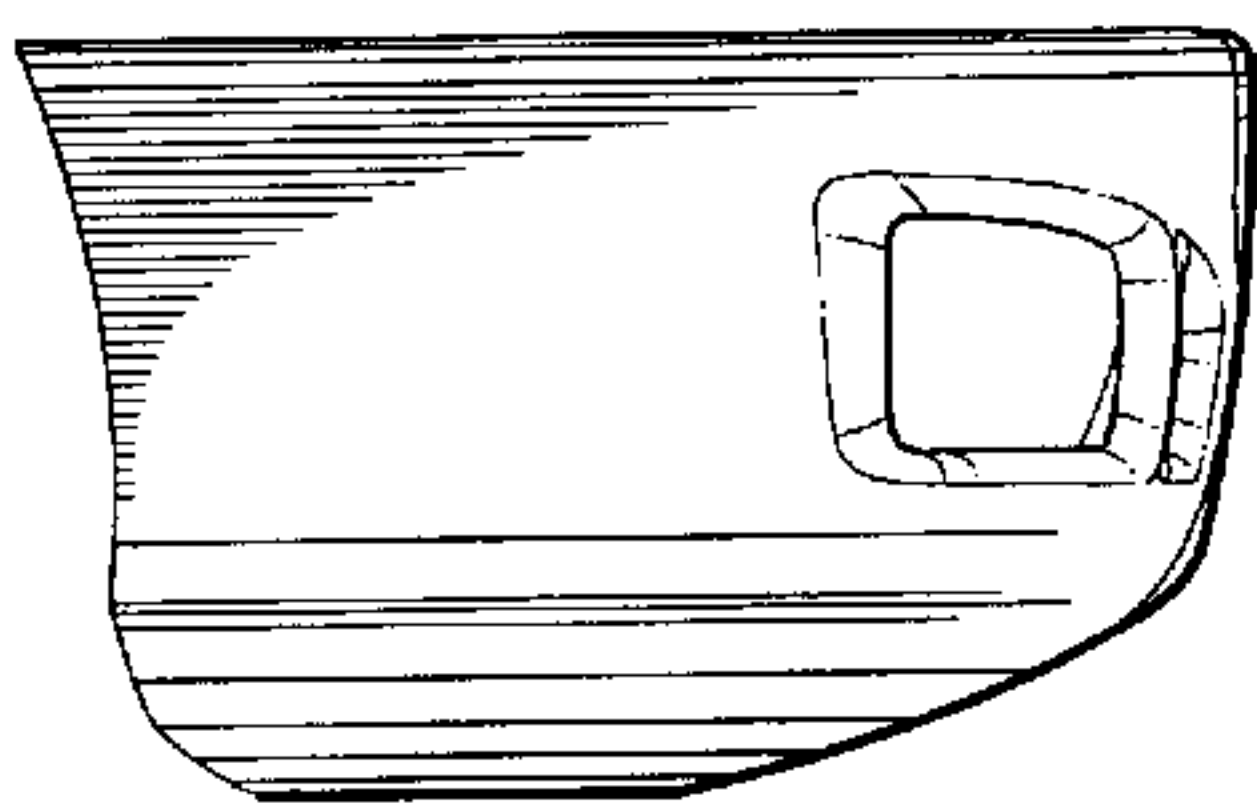


Fig. 6.

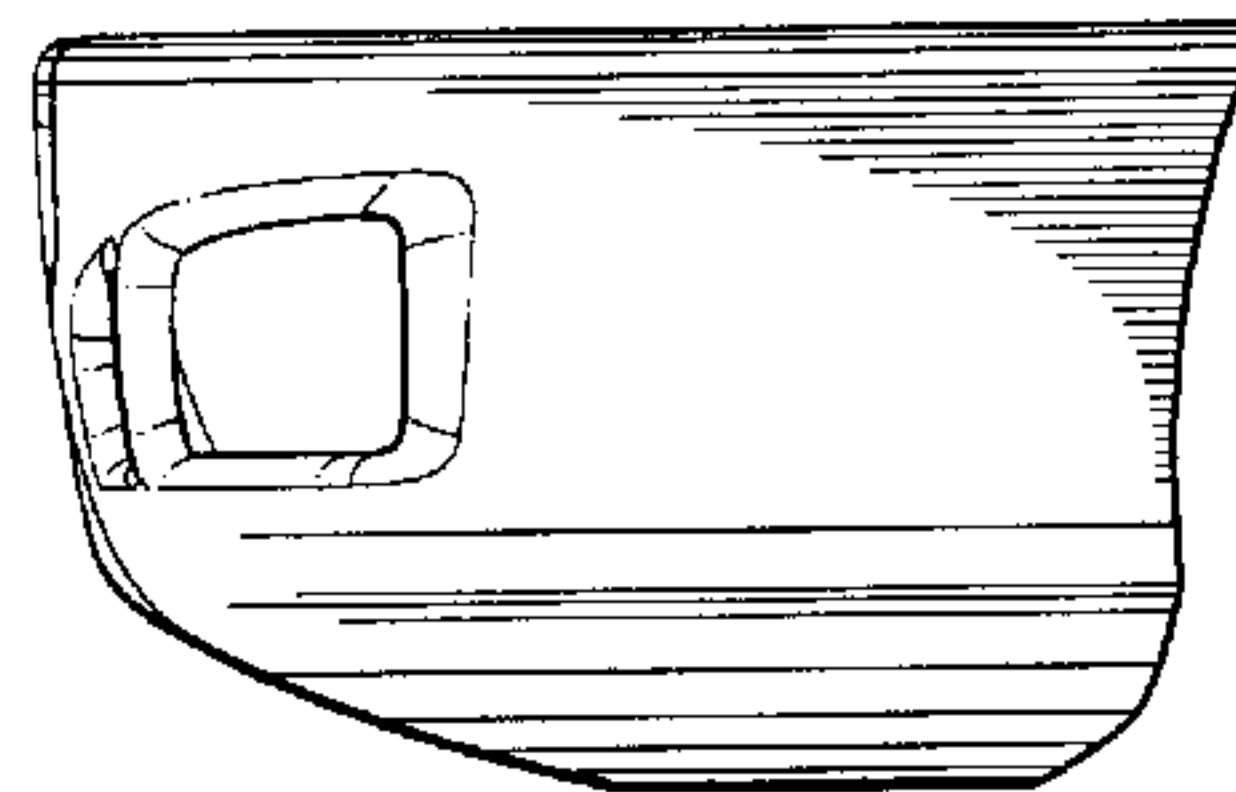


Fig. 7.