



US00D530649S

(12) **United States Design Patent**  
**Hoskins**

(10) **Patent No.:** **US D530,649 S**

(45) **Date of Patent:** **\*\* Oct. 24, 2006**

(54) **KICK STAND PAD**

(76) Inventor: **Steve Hoskins**, 179 Brighton, Howell,  
MI (US) 48043

(\*\*) Term: **14 Years**

(21) Appl. No.: **29/240,396**

(22) Filed: **Oct. 13, 2005**

(51) **LOC (8) Cl.** ..... **12-11**

(52) **U.S. Cl.** ..... **D12/120**

(58) **Field of Classification Search** ..... D12/114,  
D12/115, 120, 203, 223; 280/288.4, 293,  
280/301; 248/346.01, 346.03, 346.05, 91;  
15/215; 5/417; 296/97.23; D6/582; D10/109  
See application file for complete search history.

(56) **References Cited**

**U.S. PATENT DOCUMENTS**

D427,114 S \* 6/2000 Briere ..... D12/120

D467,527 S \* 12/2002 Cole et al. .... D12/115

\* cited by examiner

*Primary Examiner*—Alan P. Douglas  
*Assistant Examiner*—Linda Brooks

(57) **CLAIM**

I claim the ornamental design for a kick stand pad, as shown and described.

**DESCRIPTION**

FIG. 1 is a perspective top view of the invention.

FIG. 2 is a top view of the invention.

FIG. 3 is a bottom view of the invention.

FIG. 4 is a one side view of the invention.

FIG. 5 is the other side view of the invention.

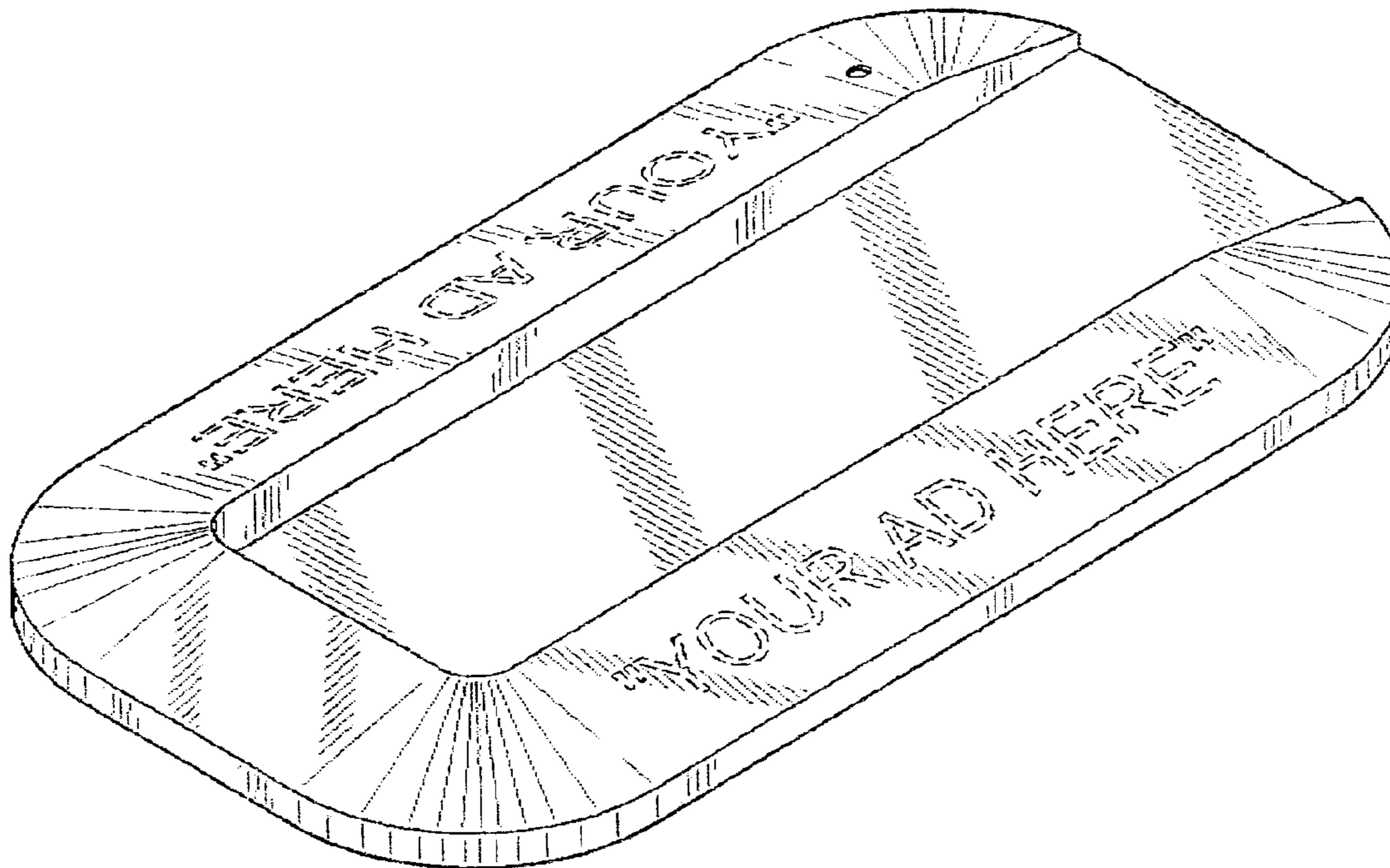
FIG. 6 is the front side view of the invention.

FIG. 7 is the opposite side view, inverted of the invention;  
and,

FIG. 8 is a perspective view of the bottom of the invention.

The broken lines are not part of the invention.

**1 Claim, 6 Drawing Sheets**



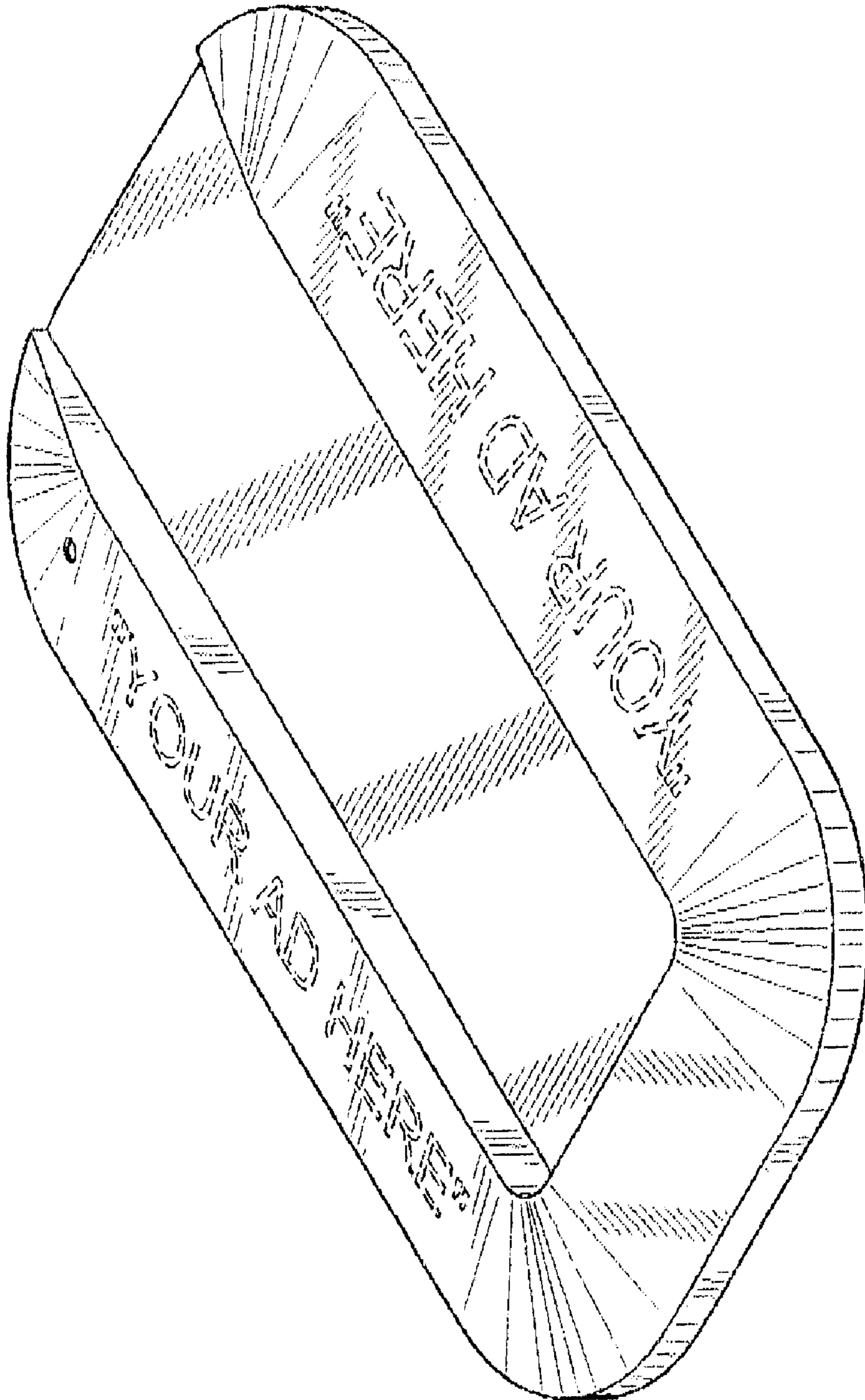


FIG. 1

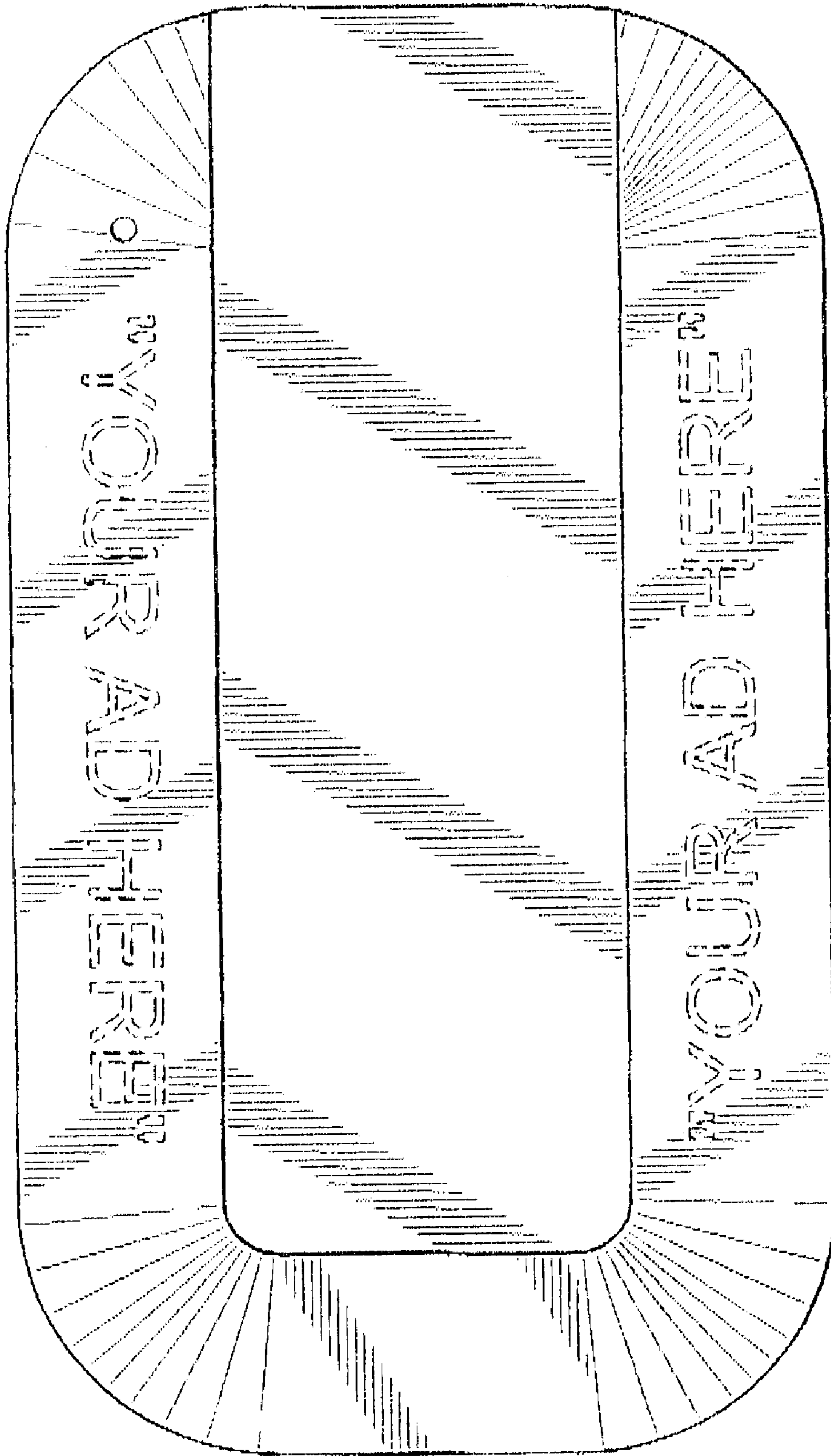


FIG. 2




FIG. 3




FIG. 5




FIG. 4




FIG. 6




FIG. 7

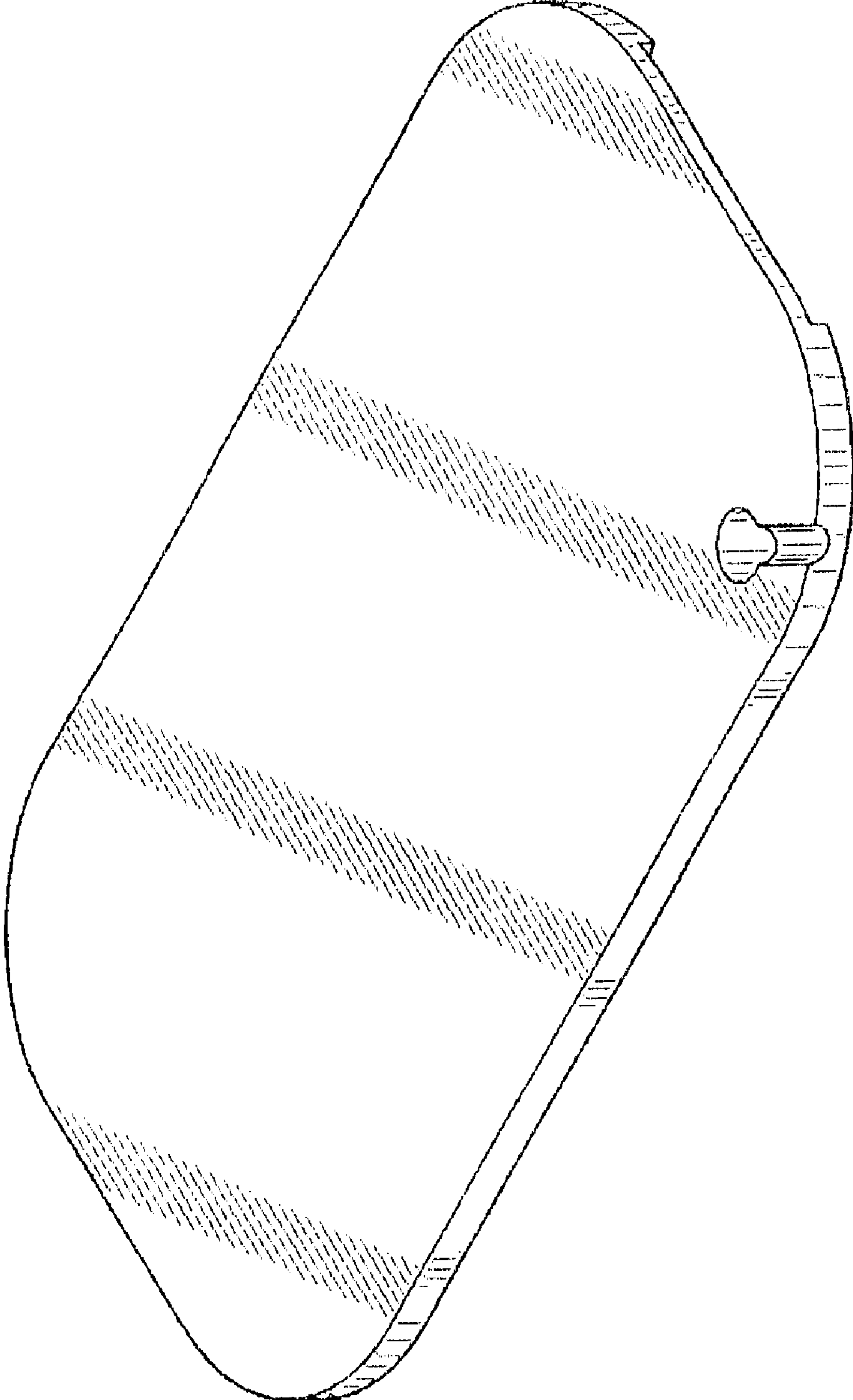


FIG. 8