



US00D530648S

(12) **United States Design Patent**  
**Utaka**

(10) **Patent No.:** **US D530,648 S**

(45) **Date of Patent:** **\*\* Oct. 24, 2006**

(54) **HOOK AND EYE**

(75) Inventor: **Shohei Utaka**, Kasai (JP)

(73) Assignee: **Utax Co., Ltd.**, Hyogo-ken (JP)

(\*\*) Term: **14 Years**

(21) Appl. No.: **29/196,510**

(22) Filed: **Dec. 29, 2003**

(30) **Foreign Application Priority Data**

Jul. 3, 2003 (JP) ..... 2003-019213

(51) **LOC (8) Cl.** ..... **02-07**

(52) **U.S. Cl.** ..... **D11/208**

(58) **Field of Classification Search** ..... 2/265;  
D24/714.2; 450/1, 62; D9/415; 112/407;  
D11/208-212, 218, 1-54, 69, 85, 135, 200;  
D3/207-212

See application file for complete search history.

(56) **References Cited**

**U.S. PATENT DOCUMENTS**

D34,059 S \* 2/1901 Benham ..... D11/209  
D34,094 S \* 2/1901 Leib ..... D11/209  
2,034,689 A \* 3/1936 Alberts ..... 2/265

2,802,215 A \* 8/1957 Alfandre ..... 112/407  
3,952,752 A \* 4/1976 Huttle, Jr. .... 450/62  
D244,428 S \* 5/1977 Gardner ..... D9/415  
D378,631 S \* 4/1997 Parker ..... D3/208  
6,520,832 B1 \* 2/2003 Devita et al. .... 450/1  
2004/0221434 A1 \* 11/2004 Kaye et al. .... 24/714.2

\* cited by examiner

*Primary Examiner*—Louis S. Zarfaz

*Assistant Examiner*—John Windmuller

(74) *Attorney, Agent, or Firm*—J.C. Patents

(57) **CLAIM**

The ornamental design for a hook and eye, as shown and described.

**DESCRIPTION**

FIG. 1 is a perspective view of a hook and eye showing the new design.

FIG. 2 is a front view thereof.

FIG. 3 is a rear view thereof.

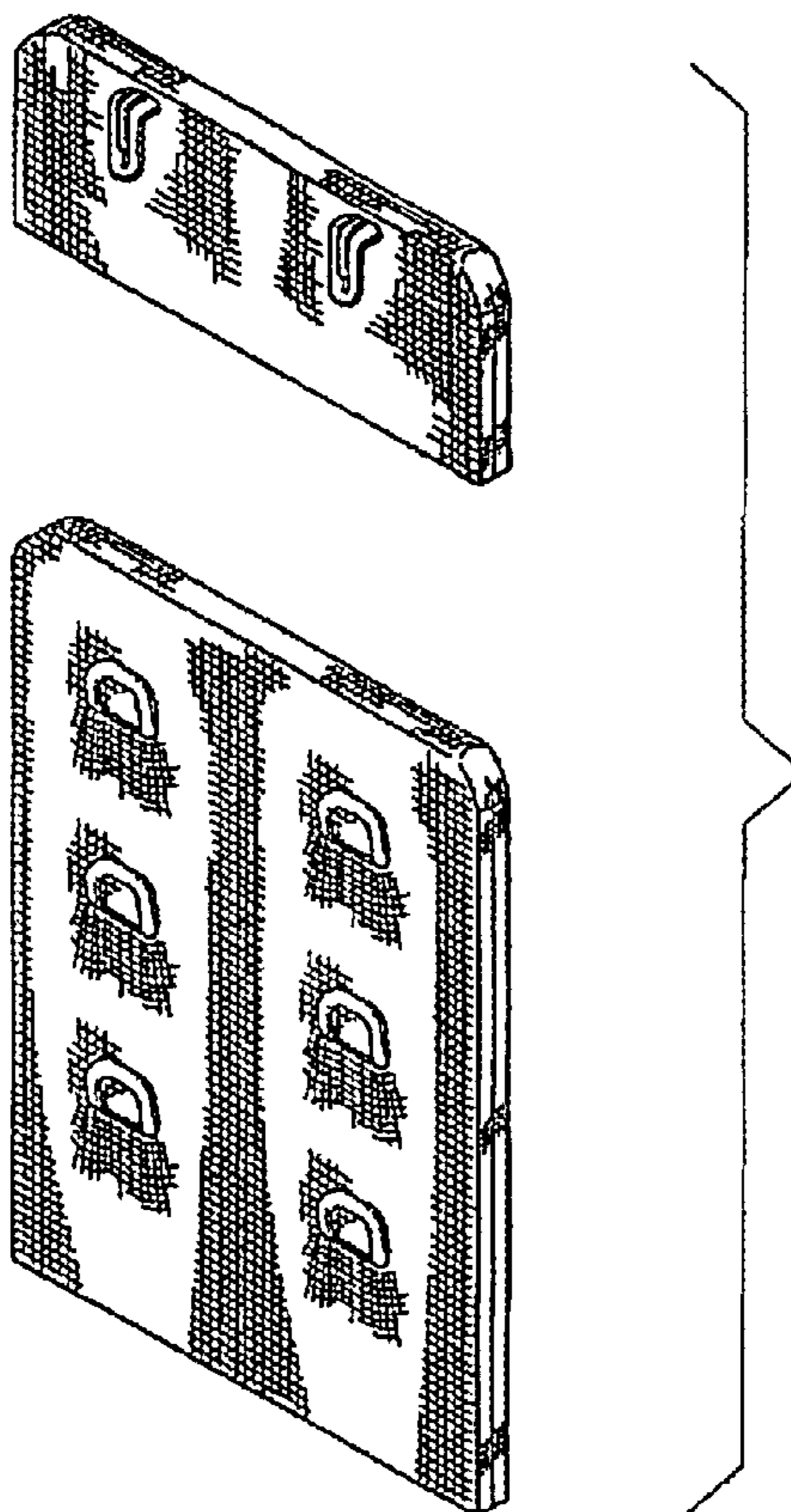
FIG. 4 is a top view thereof.

FIG. 5 is a bottom view thereof.

FIG. 6 is a right side view thereof; and,

FIG. 7 is a left side view thereof.

**1 Claim, 5 Drawing Sheets**



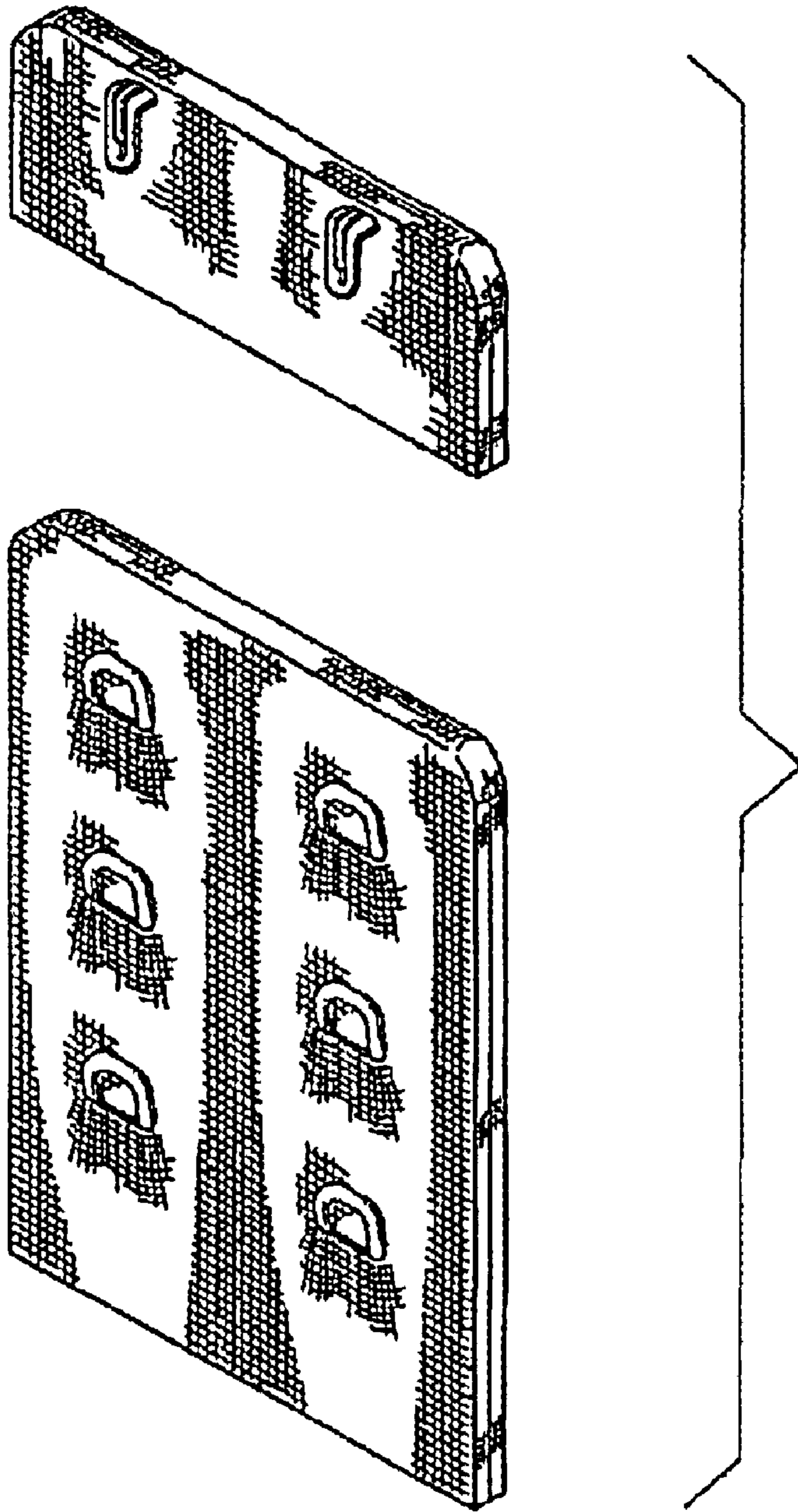


FIG. 1

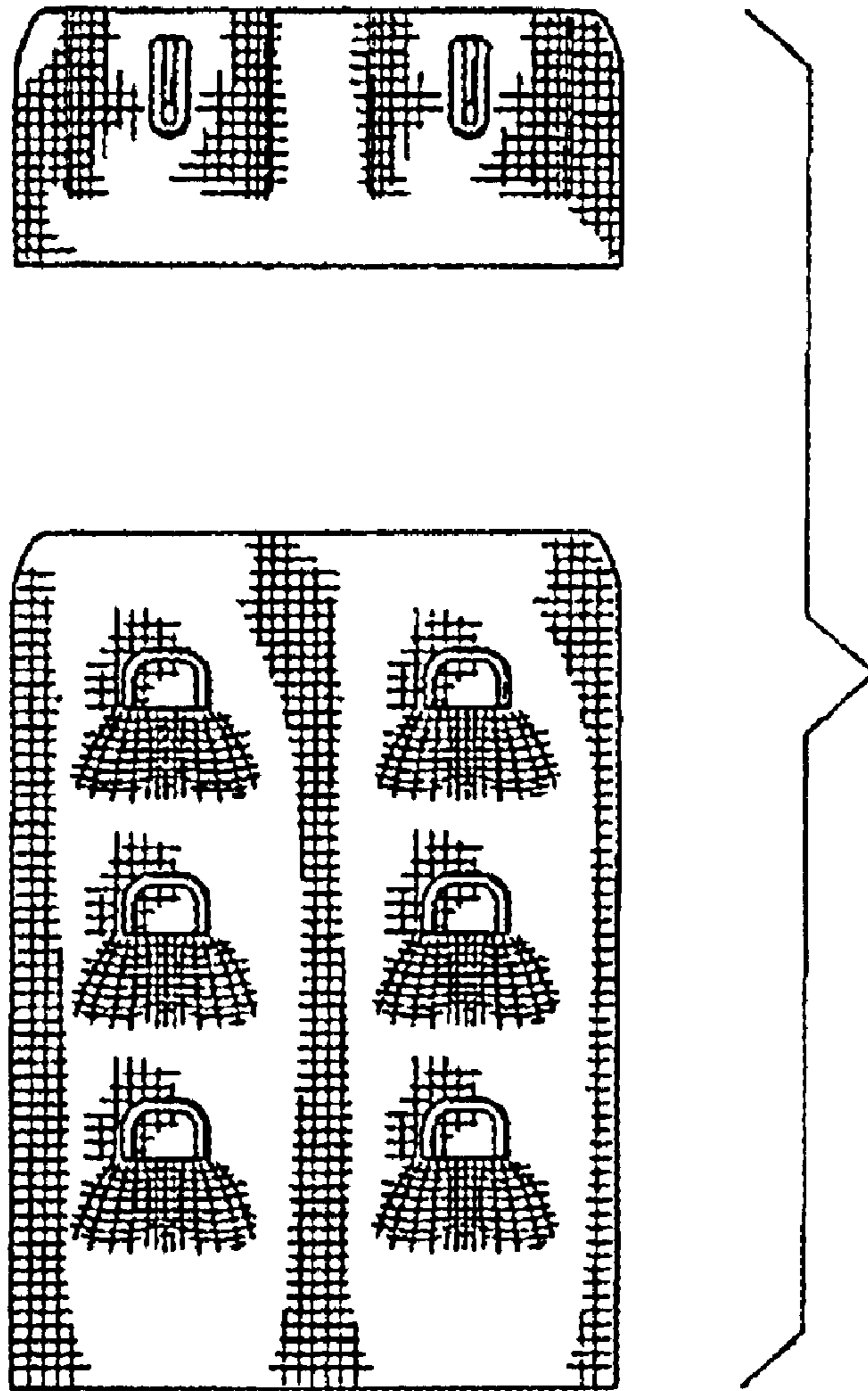


FIG. 2

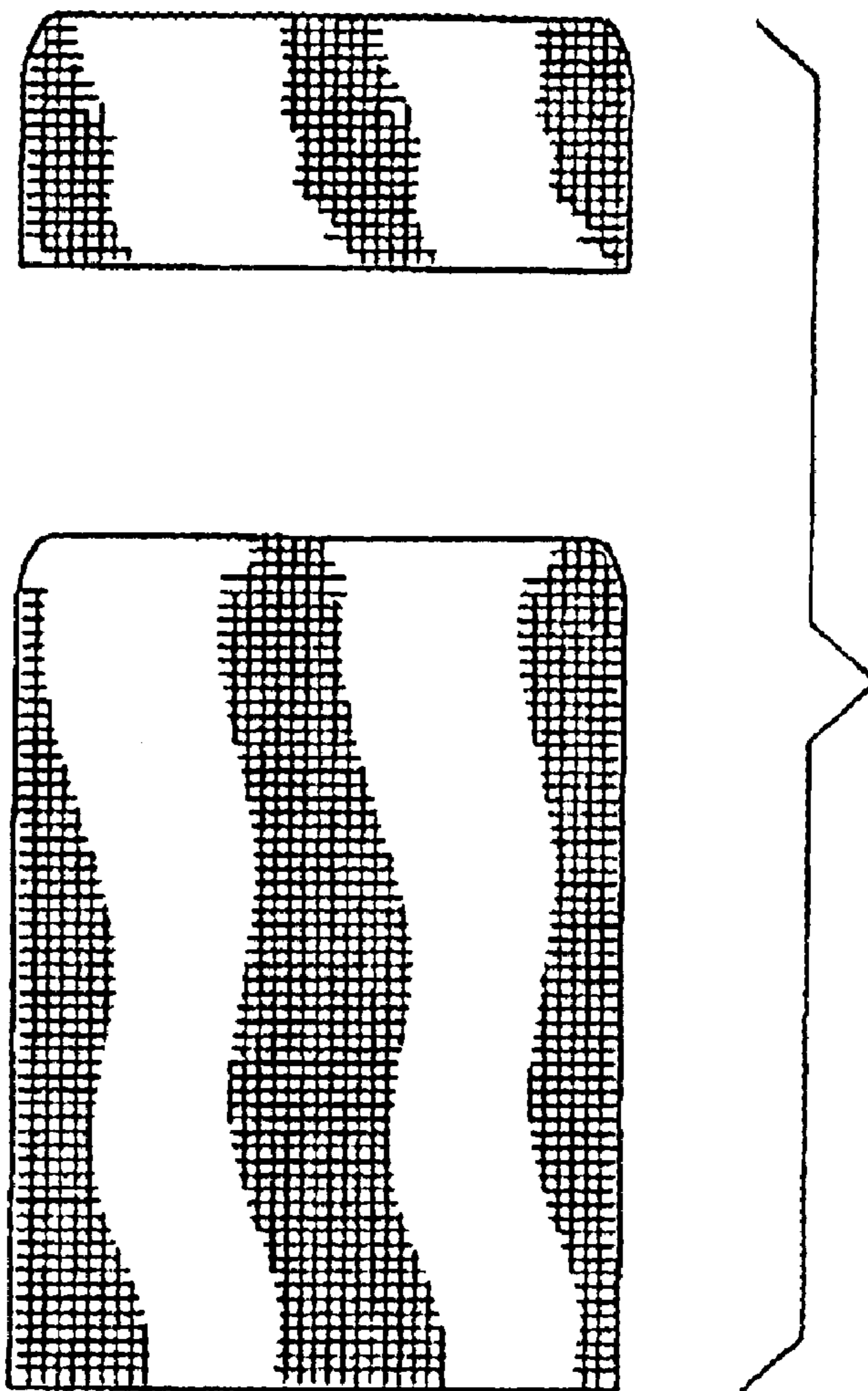


FIG. 3




FIG. 4




FIG. 5



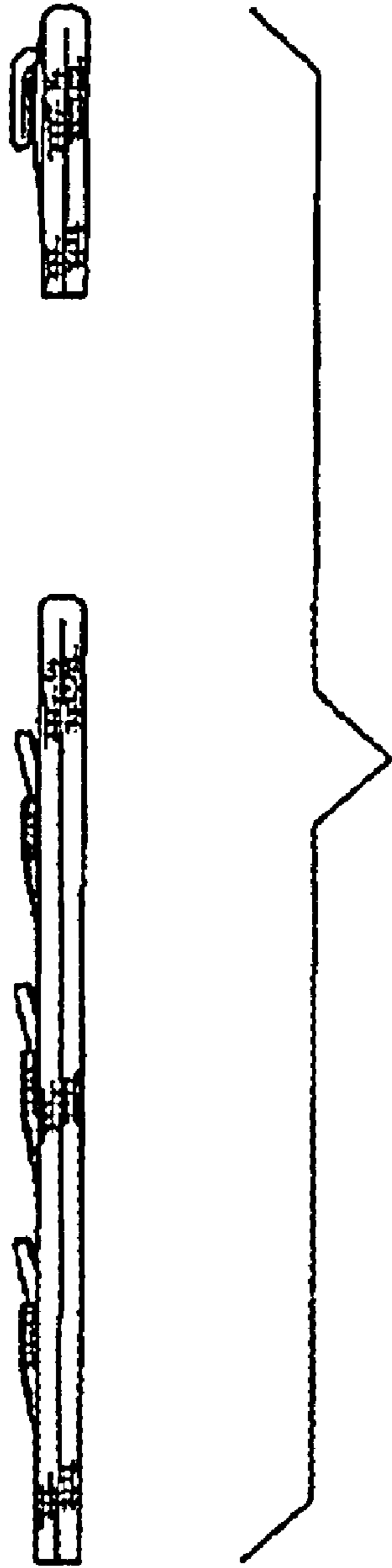


FIG. 6

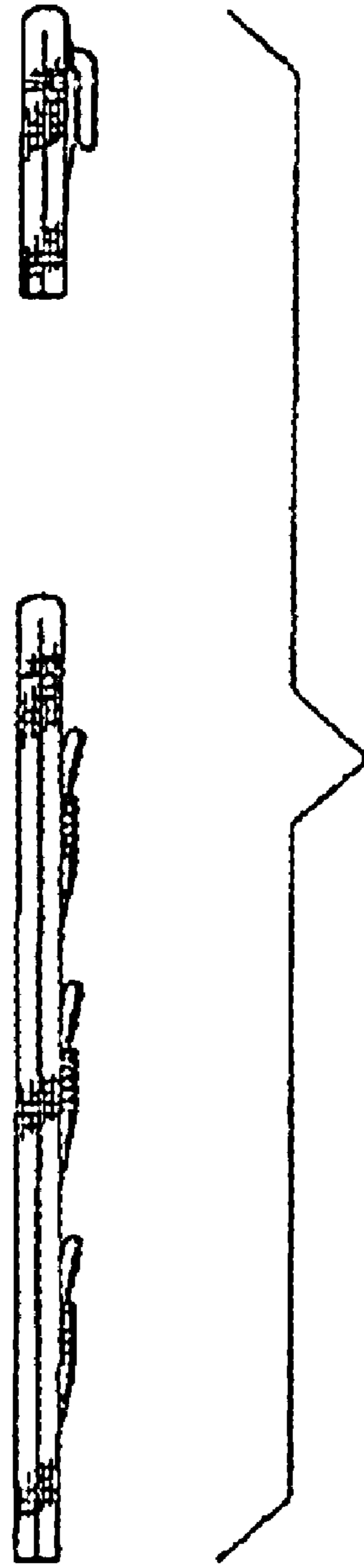


FIG. 7

UNITED STATES PATENT AND TRADEMARK OFFICE  
**CERTIFICATE OF CORRECTION**

PATENT NO. : Des. 530,648 S  
APPLICATION NO. : 29/196510  
DATED : October 24, 2006  
INVENTOR(S) : Shohei Utaka et al.

Page 1 of 7

It is certified that error appears in the above-identified patent and that said Letters Patent is hereby corrected as shown below:

Please replace Drawing Sheet Figures 1-7. see attached

Signed and Sealed this

Third Day of April, 2007

A handwritten signature in black ink on a light gray dotted background. The signature reads "Jon W. Dudas" in a cursive style.

JON W. DUDAS

*Director of the United States Patent and Trademark Office*

(12) **United States Design Patent**  
**Utaka**

(10) **Patent No.:** **US D530,648 S**  
 (45) **Date of Patent:** **\*\* Oct. 24, 2006**

(34) **HOOK AND EYE**

(75) **Inventor:** Shohei Utaka, Kasai (JP)

(73) **Assignee:** Utax Co., Ltd., Hyogo-ken (JP)

(\*\*) **Term:** 14 Years

(21) **Appl. No.:** 29/196,510

(22) **Filed:** Dec. 29, 2003

(30) **Foreign Application Priority Data**

Jul. 3, 2003 (JP) ..... 2003-019213

(51) **LOC (8) Cl.** ..... 02-07

(52) **U.S. Cl.** ..... D11/208

(58) **Field of Classification Search** ..... 2/265;  
 D24/714.2; 450/1, 62; D9/415; 112/407;  
 D11/208-212, 218, 1-54, 69, 85, 135, 200;  
 D3/207-212

See application file for complete search history.

(56) **References Cited**

**U.S. PATENT DOCUMENTS**

D34,059 S \* 2/1901 Beahm ..... D11/209  
 D34,094 S \* 2/1901 Leib ..... D11/209  
 2,034,589 A \* 3/1936 Alberts ..... 2/265

2,802,215 A \* 8/1957 Alfandre ..... 112/407  
 3,952,752 A \* 4/1976 Huttie, Jr. .... 450/62  
 D244,428 S \* 5/1977 Gardner ..... D9/415  
 D378,631 S \* 4/1997 Parker ..... D3/208  
 6,520,832 B1 \* 2/2003 Devita et al. .... 450/1  
 2004/0221434 A1 \* 11/2004 Kaye et al. .... 24/714.2

\* cited by examiner

*Primary Examiner*—Louis S. Zarfes  
*Assistant Examiner*—John Windmuller  
 (74) *Attorney, Agent, or Firm*—J.C. Patents

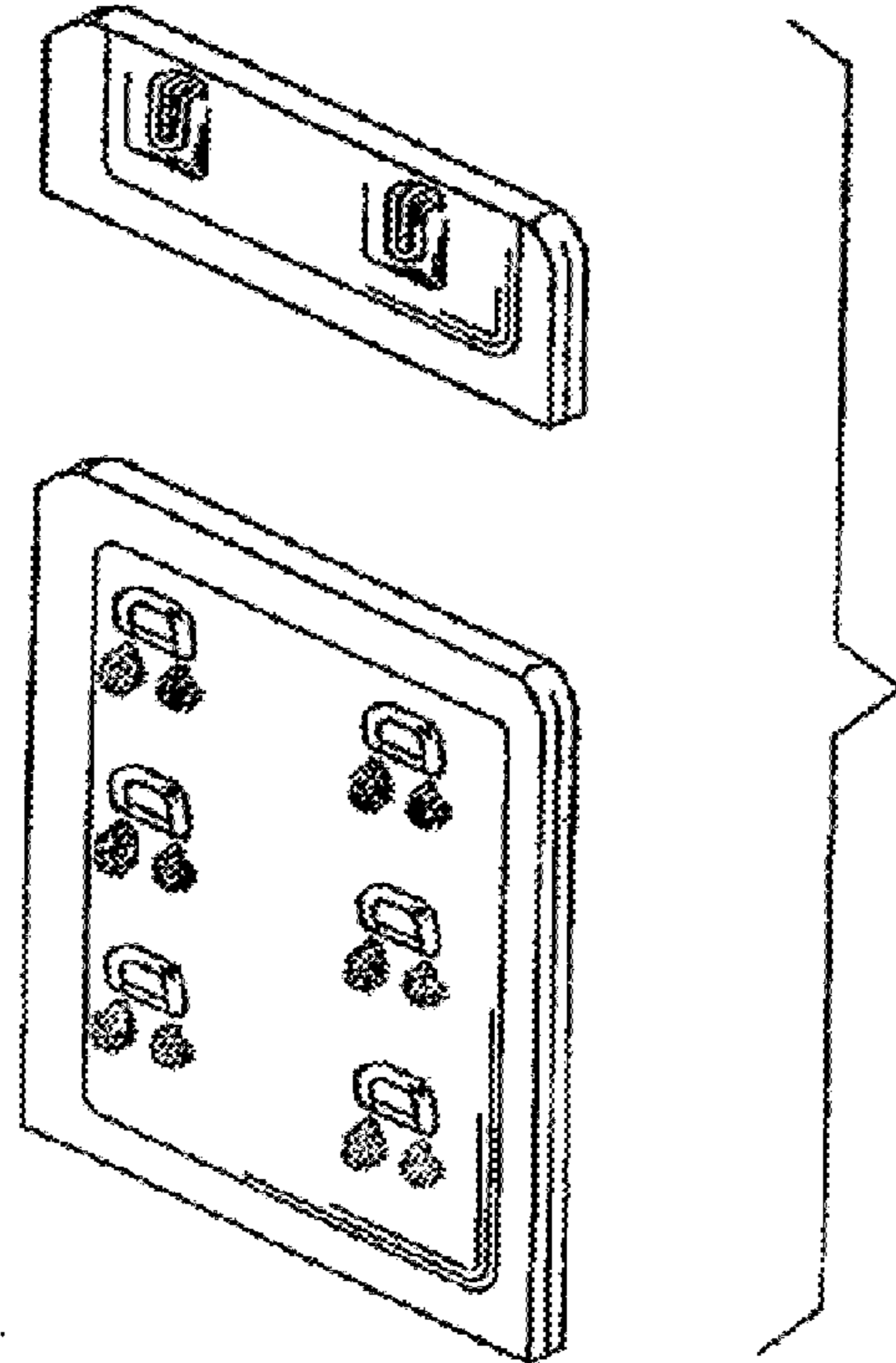
(57) **CLAIM**

The ornamental design for a hook and eye, as shown and described.

**DESCRIPTION**

FIG. 1 is a perspective view of a hook and eye showing the new design.  
 FIG. 2 is a front view thereof.  
 FIG. 3 is a rear view thereof.  
 FIG. 4 is a top view thereof.  
 FIG. 5 is a bottom view thereof.  
 FIG. 6 is a right side view thereof; and,  
 FIG. 7 is a left side view thereof.

1 Claim, 5 Drawing Sheets





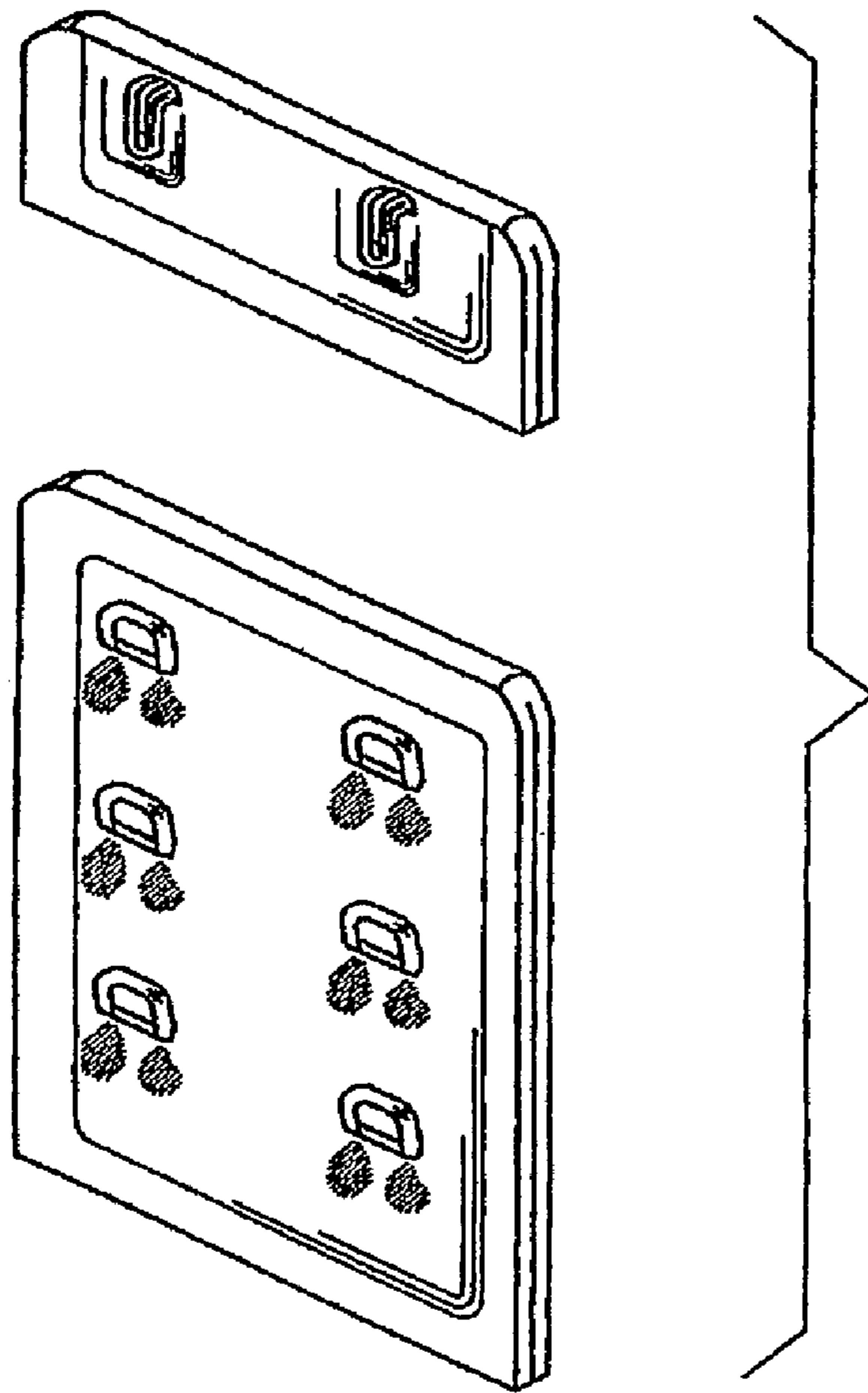


FIG. 1




FIG. 2

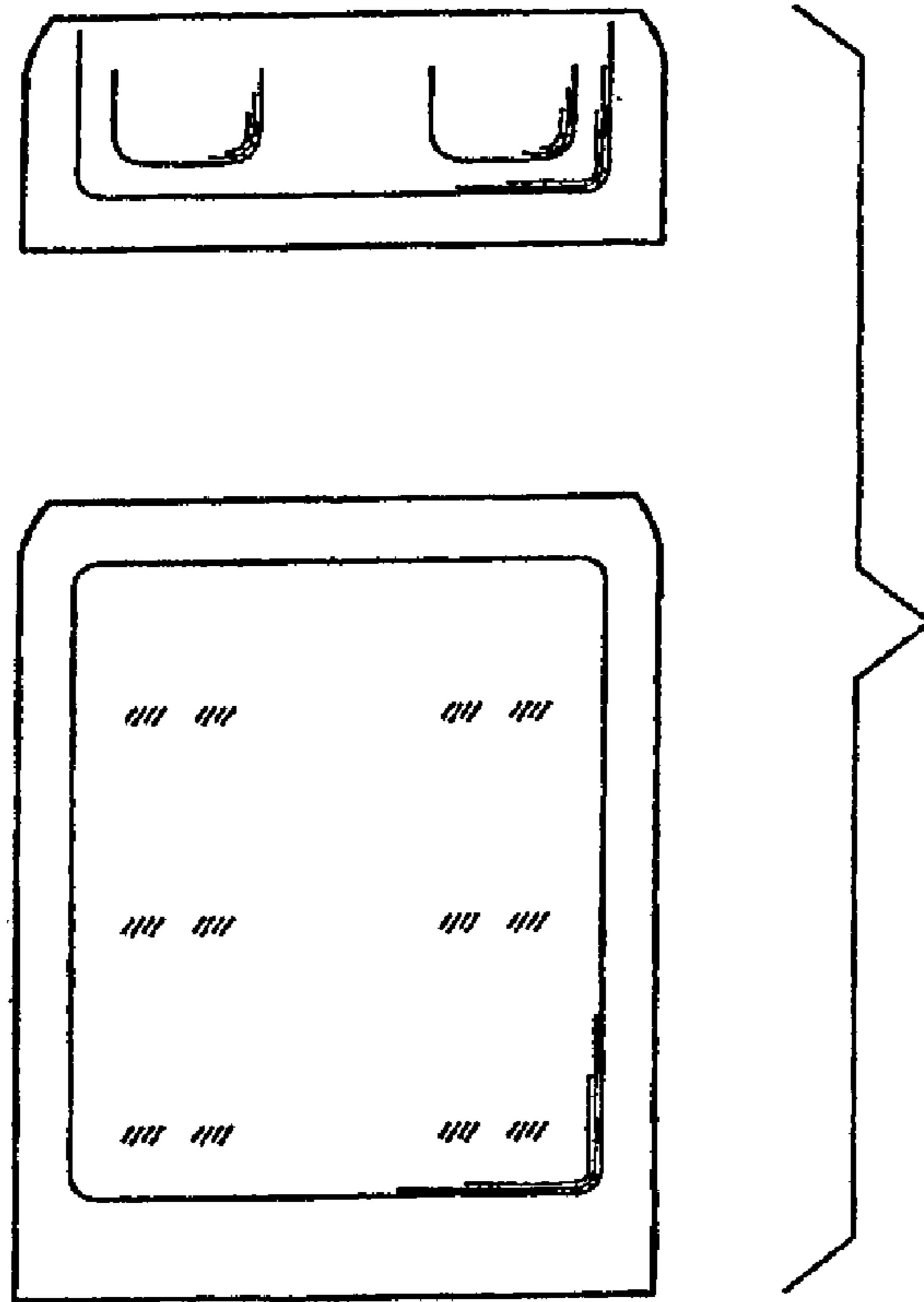


FIG. 3

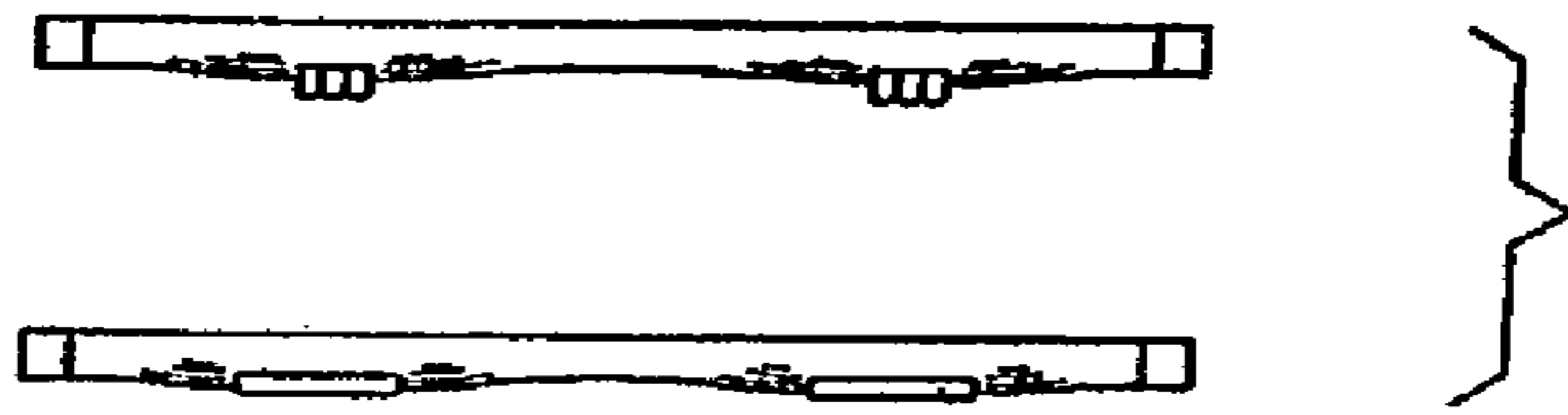


FIG. 4




FIG. 5

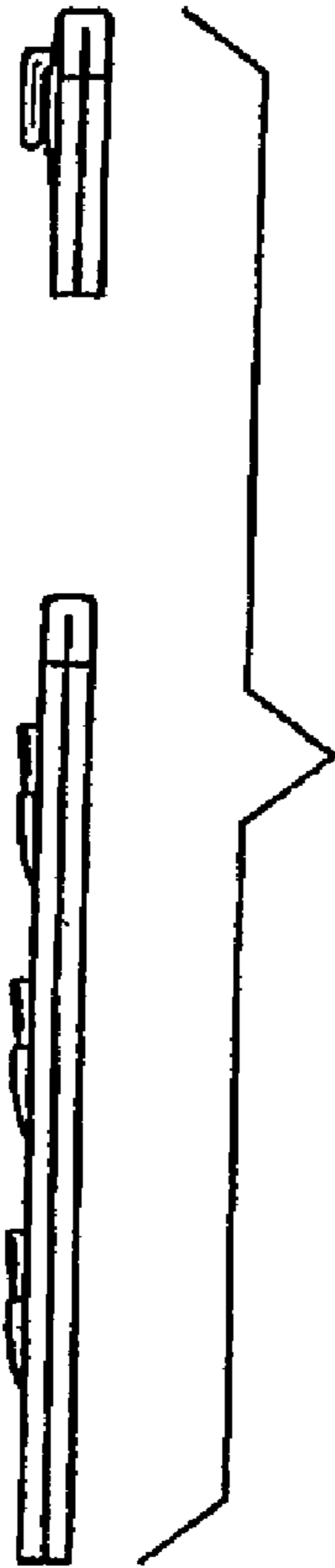


FIG. 6

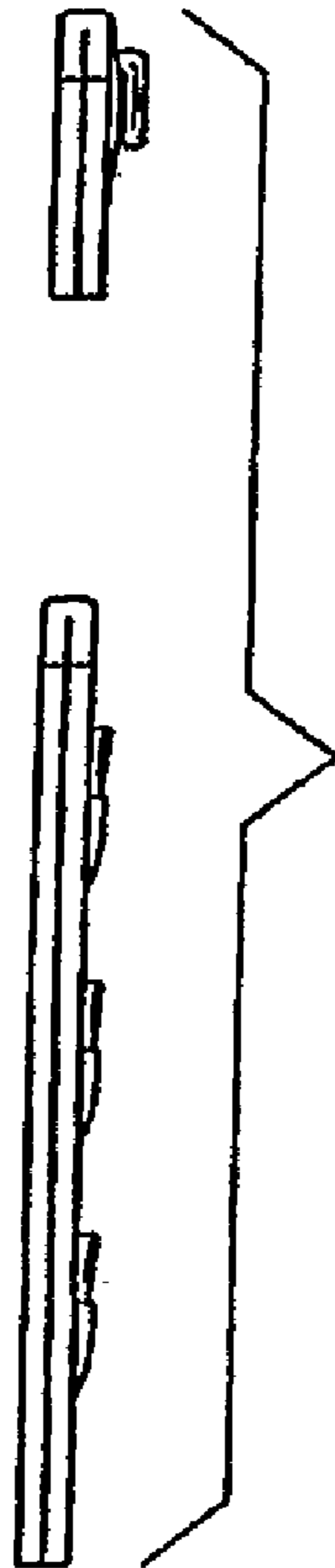


FIG. 7





US00D530648C1

(12) **EX PARTE REEXAMINATION CERTIFICATE** (6243rd)  
**United States Patent**  
**Utaka**

(10) **Number:** **US D530,648 C1**  
(45) **Certificate Issued:** **Jun. 3, 2008**

(54) **HOOK AND EYE**

(75) Inventor: **Shohei Utaka**, Kasai (JP)

(73) Assignee: **Utax Co., Ltd.**, Kasai-shi, Hyogo-ken (JP)

(58) **Field of Classification Search** ..... D11/208–212,  
D11/218, 200, 69, 85, 135, 1, 54; D2/706,  
D2/707, 710; 112/40; 24/714.2, DIG. 43,  
24/DIG. 49; 2/251, 265; D9/415  
See application file for complete search history.

(56) **References Cited**

U.S. PATENT DOCUMENTS

|                 |         |          |
|-----------------|---------|----------|
| 1,445,450 A     | 2/1923  | Rosenman |
| 1,603,869 A     | 10/1926 | Rosenman |
| 1,763,540 A     | 6/1930  | Rocke    |
| 3,208,420 A     | 9/1965  | Waldes   |
| 3,315,277 A     | 4/1967  | Ruiz     |
| 2002/0106970 A1 | 8/2002  | Falla    |

FOREIGN PATENT DOCUMENTS

GB 990662 4/1965

**Reexamination Request:**

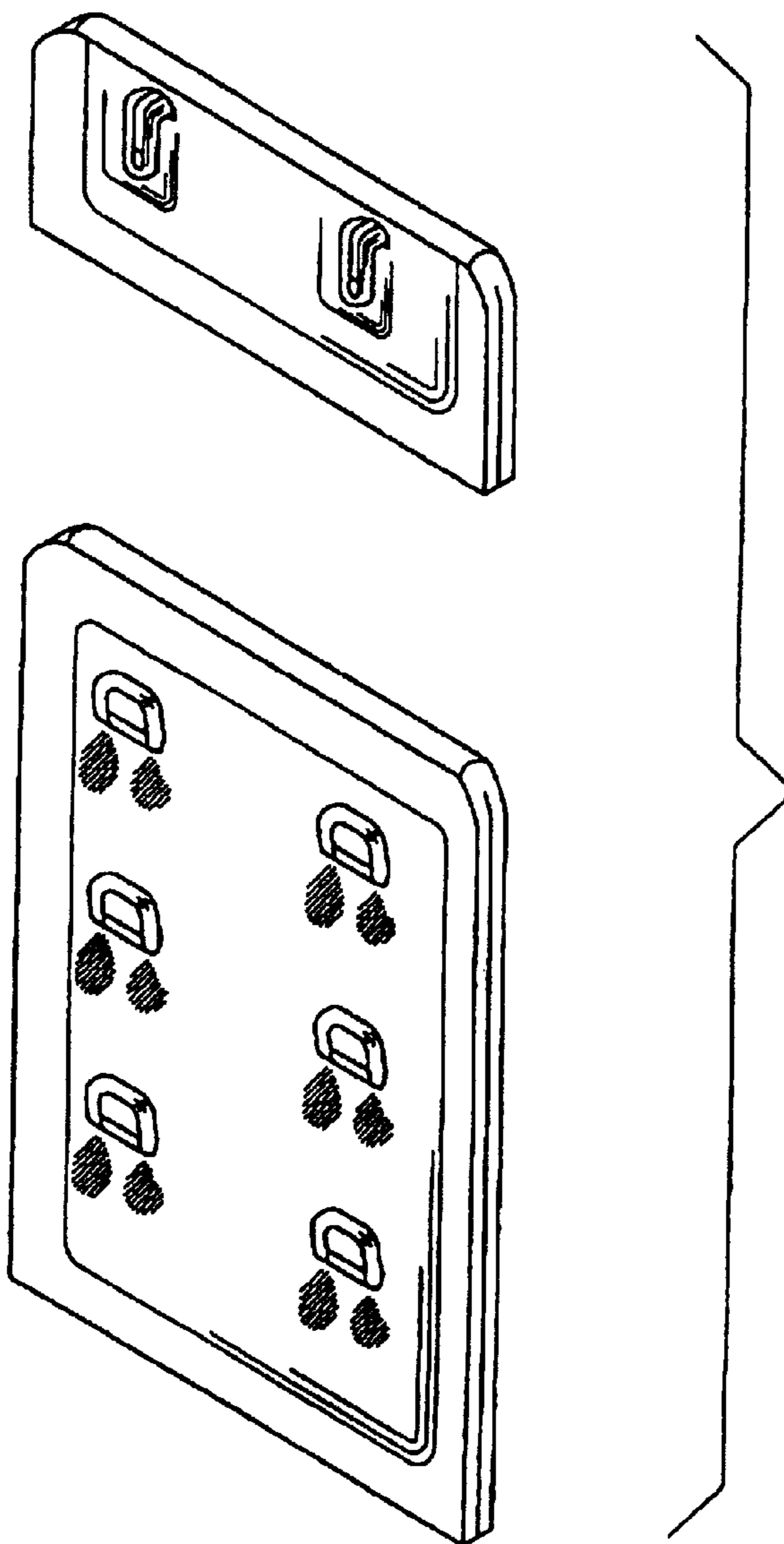
No. 90/008,402, Apr. 4, 2007

**Reexamination Certificate for:**

Patent No.: **Des. 530,648**  
Issued: **Oct. 24, 2006**  
Appl. No.: **29/196,510**  
Filed: **Dec. 29, 2003**

(51) **LOC (8) Cl.** ..... **02-07**  
(52) **U.S. Cl.** ..... **D11/208**

*Primary Examiner*—Kathleen M. Sims



US D530,648 C1

**1**  
**EX PARTE**  
**REEXAMINATION CERTIFICATE**  
**ISSUED UNDER 35 U.S.C. 307**  
**NO AMENDMENTS HAVE BEEN**  
**MADE TO THE PATENT**

**2**  
AS A RESULT OF REEXAMINATION, IT HAS BEEN  
DETERMINED THAT:

5

The patentability of the single design claim is confirmed.