



US00D530627S

(12) **United States Design Patent**  
**Senggen et al.**

(10) **Patent No.: US D530,627 S**

(45) **Date of Patent: \*\* Oct. 24, 2006**

(54) **WRISTWATCH**

(75) Inventors: **Jérémie Senggen**, Geneva (CH);  
**Jean-Marc Salemi**, Geneva (CH)

(73) Assignee: **Daniel Roth et. Gerald Genta Haute**  
**Horlogerie SA**, Meyrin (CH)

(\*\*) Term: **14 Years**

(21) Appl. No.: **29/239,544**

(22) Filed: **Oct. 3, 2005**

(30) **Foreign Application Priority Data**

May 25, 2005 (CH) ..... 131 763

(51) **LOC (8) Cl.** ..... **10-02**

(52) **U.S. Cl.** ..... **D10/32**

(58) **Field of Classification Search** ..... D10/30-39,  
D10/123-126; 368/276, 277, 281-283, 285,  
368/10, 21, 28-30, 223, 228, 239-242, 232,  
368/234

See application file for complete search history.

(56) **References Cited**

**U.S. PATENT DOCUMENTS**

D323,784 S \* 2/1992 Gueit ..... D10/32  
5,177,712 A \* 1/1993 Kakizawa ..... 368/28  
5,943,299 A \* 8/1999 Genta ..... 368/28  
D423,953 S \* 5/2000 Kauffmann ..... D10/39

D437,791 S \* 2/2001 Roden ..... D10/32  
D459,241 S \* 6/2002 Bodino ..... D10/32  
D460,002 S \* 7/2002 Wunderman ..... D10/32  
D473,473 S \* 4/2003 Wunderman ..... D10/32  
D473,476 S \* 4/2003 Roden ..... D10/32  
D473,477 S \* 4/2003 Roden ..... D10/32  
D508,653 S \* 8/2005 Roden ..... D10/32  
D508,860 S \* 8/2005 Plan ..... D10/39  
D509,755 S \* 9/2005 Roden ..... D10/32  
D518,387 S \* 4/2006 Roden ..... D10/31

\* cited by examiner

*Primary Examiner*—Lucy Lieberman

(74) *Attorney, Agent, or Firm*—Sughrue Mion, PLLC

(57) **CLAIM**

The ornamental design for a wristwatch, as shown.

**DESCRIPTION**

FIG. 1 is a perspective view of the front and right side of a wristwatch showing our new design;  
FIG. 2 is a front elevation thereof;  
FIG. 3 is a perspective view of the rear and right side thereof;  
FIG. 4 is a rear elevational view thereof;  
FIG. 5 is a right side elevational view thereof;  
FIG. 6 is a left side elevational view thereof;  
FIG. 7 is a top plan view thereof; and,  
FIG. 8 is a bottom plan view thereof.

**1 Claim, 2 Drawing Sheets**



FIG. 1



FIG. 3



FIG. 2







FIG. 4



**FIG. 5**



**FIG. 7**



**FIG. 6**



**FIG. 8**

