

US00D530613S

(12) **United States Design Patent**
Farrow et al.

(10) **Patent No.: US D530,613 S**
(45) **Date of Patent: ** Oct. 24, 2006**

(54) **CAN**

D510,024 S * 9/2005 Jacober et al. D9/502

(75) Inventors: **Sylvia Maria Farrow**, Botley (GB);
Philip Alan Marriott, Wantage (GB);
Benjamin Michael Fraser Zabell,
Abingdon (GB)

(73) Assignee: **Crown Packaging Technology, Inc.**,
Alsip, IL (US)

(**) Term: **14 Years**

(21) Appl. No.: **29/223,668**

(22) Filed: **Feb. 17, 2005**

(30) **Foreign Application Priority Data**

Aug. 18, 2004 (EM) 000218185

(51) **LOC (8) Cl.** **09-03**

(52) **U.S. Cl.** **D9/502**

(58) **Field of Classification Search** D9/500-506,
D9/516, 518, 529, 549, 556, 569, 574, 414,
D9/416, 424, 425, 428; 220/62.12, 675; D11/152;
D28/77, 76; D34/1, 39; D7/538-542, 584,
D7/602; 215/208-224, 241-254, 274, 316,
215/385-392

See application file for complete search history.

(56) **References Cited**

U.S. PATENT DOCUMENTS

D29,180 S * 8/1898 Diesel D9/518
D249,640 S * 9/1978 Edwards D9/503
D446,456 S * 8/2001 Adachi et al. D9/529
D486,393 S * 2/2004 Chuang D9/503

OTHER PUBLICATIONS

Monarch Coffee Can [online—Oct. 23, 2003], [retrieved
Mar. 16, 2006], retrieved from Internet Search and Wayback
Internet Archive <<http://web.archive.org/web/20031023022428/http://www.home.earthlink.net/~zydaco/monarch2.html>>.*

* cited by examiner

Primary Examiner—Nanda Bondade

Assistant Examiner—Shanda C. Hill

(74) *Attorney, Agent, or Firm*—Woodcock Washburn LLP

(57) **CLAIM**

The ornamental design for a can, as shown and described.

DESCRIPTION

The subject matter disclosed and claimed herein is related to
the subject matter(s) disclosed and claimed in U.S. Patent
application Ser. Nos. 29/223,669, 29/223,670; 29/223,744;
29/223,651; and 29/223,743, each of which has the same
filing date as that of the present application.

FIG. 1 is a perspective view of a can;

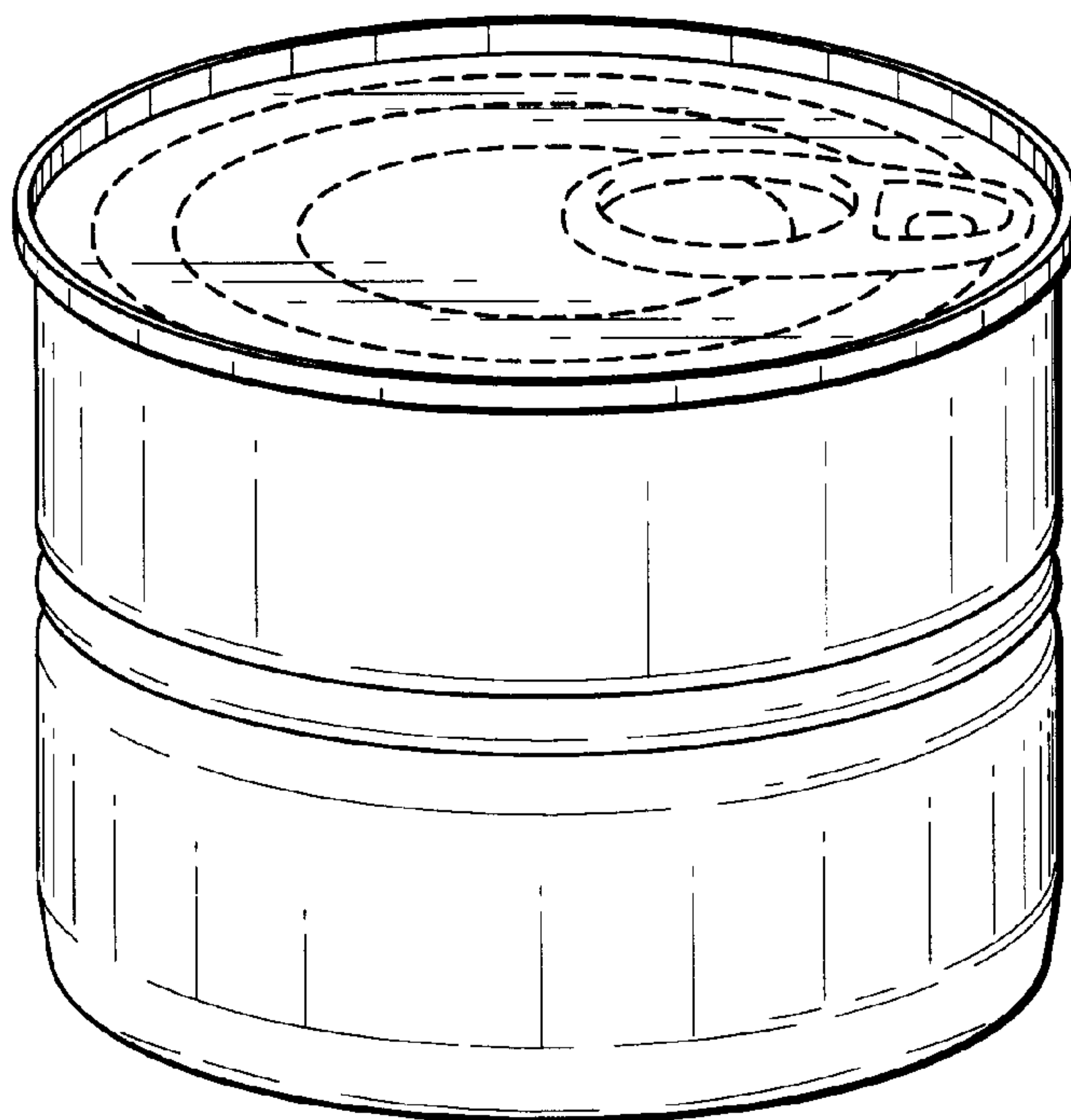
FIG. 2 is a side view of the can shown in FIG. 1, the opposite
side, front and rear views being identical thereto;

FIG. 3 is a top view of the can shown in FIG. 1; and,

FIG. 4 is a bottom view of the can shown in FIG. 1.

The broken lines shown in the drawing disclosure are for
illustrative purposes only and form no part of the claimed
design.

1 Claim, 3 Drawing Sheets



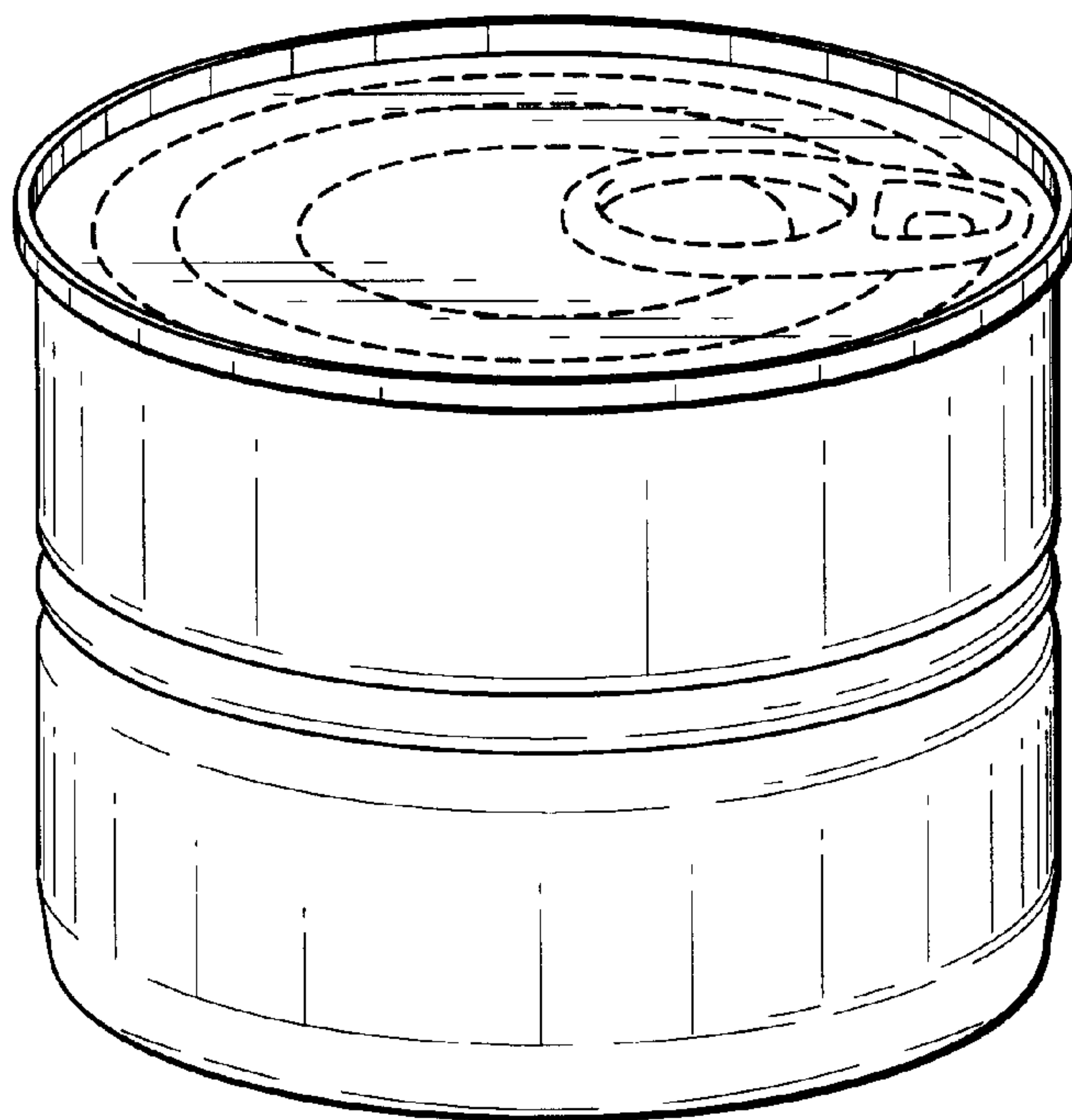


FIG. 1




FIG. 2

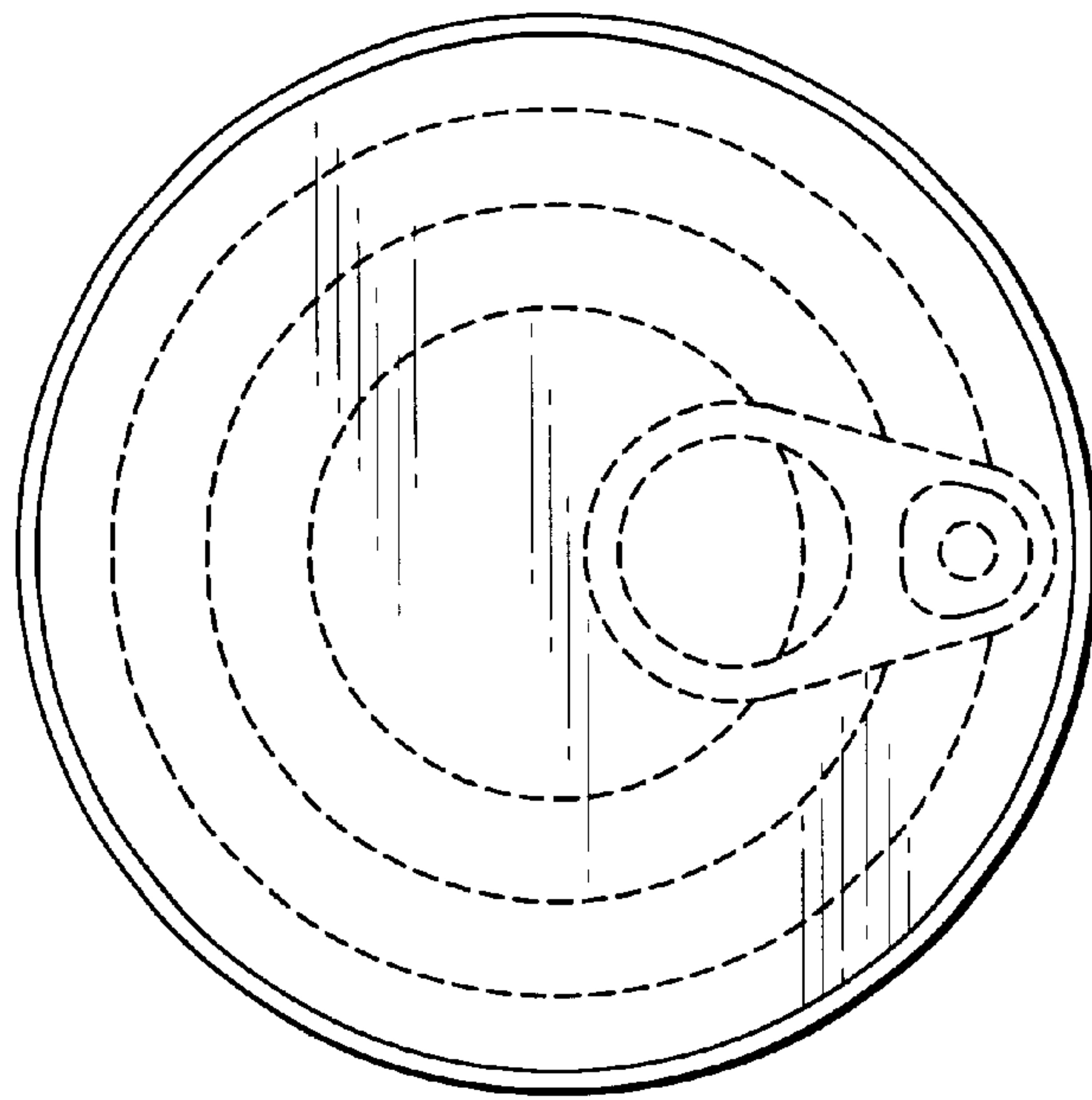


FIG. 3

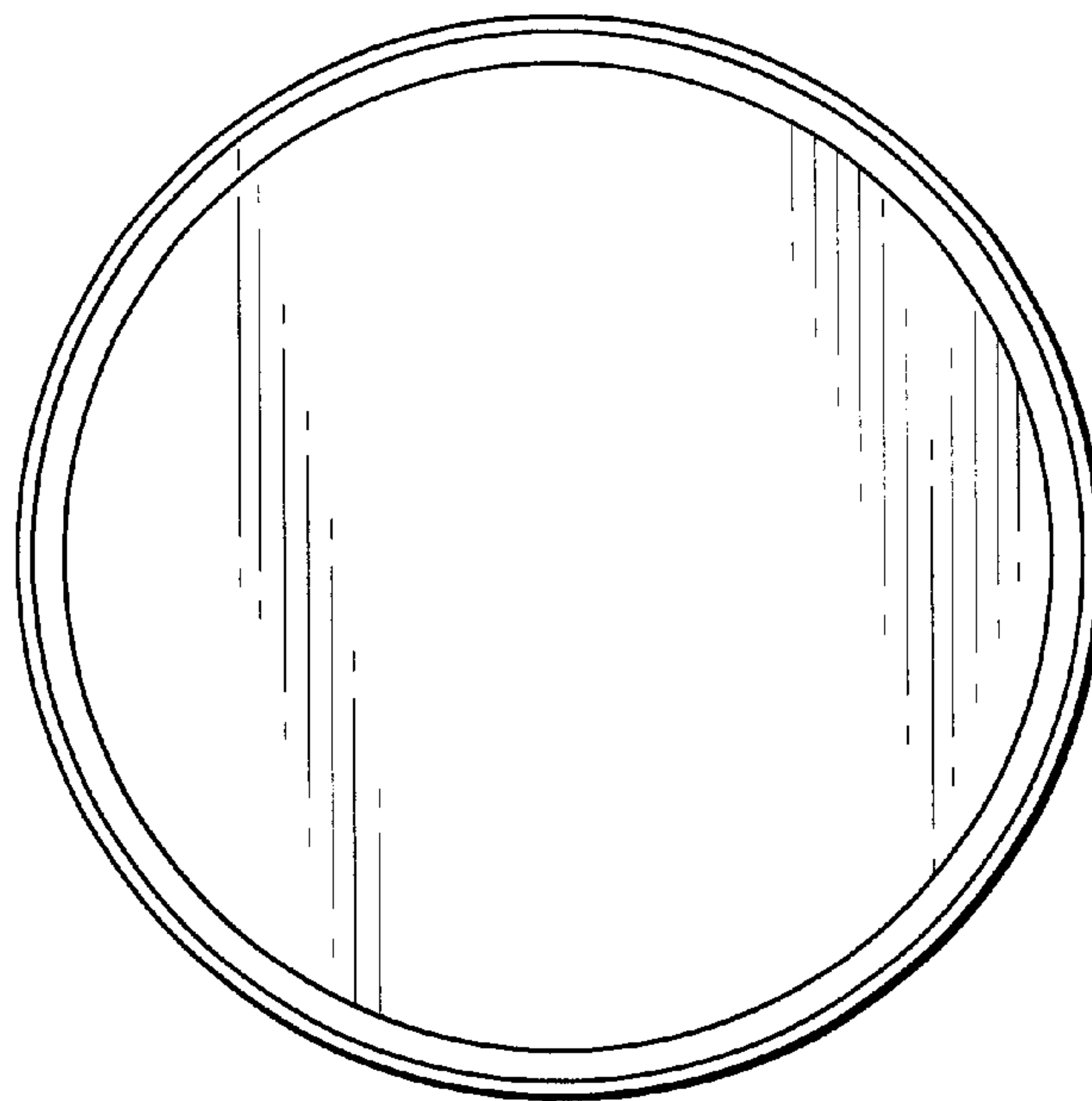


FIG. 4