

(12) **United States Design Patent** (10) **Patent No.:** **US D530,608 S**
Nukuto et al. (45) **Date of Patent:** **** Oct. 24, 2006**

(54) **CAP**

(75) Inventors: **George I. Nukuto**, Des Plaines, IL (US); **Neil P. Williams**, Racine, WI (US); **Edward J. Kunesh**, Franksville, WI (US); **Allen D. Miller**, Racine, WI (US)

(73) Assignee: **S.C. Johnson & Son, Inc.**, Racine, WI (US)

(**) Term: **14 Years**

(21) Appl. No.: **29/224,312**

(22) Filed: **Feb. 28, 2005**

(51) **LOC (8) Cl.** **09-07**

(52) **U.S. Cl.** **D9/445**; D9/443

(58) **Field of Classification Search** D9/686,
D9/682, 529, 448, 447, 445, 444, 443, 440,
D9/435, 434; 222/182, 153.1; 220/915
See application file for complete search history.

(56) **References Cited**

U.S. PATENT DOCUMENTS

D333,788 S	*	3/1993	Geschwender	D9/448
D341,227 S		11/1993	Lang et al.		
D395,598 S	*	6/1998	Van Lit et al.	D9/686
5,862,960 A	*	1/1999	Miller et al.	222/325
D422,916 S	*	4/2000	Herrmann	D9/443

* cited by examiner

Primary Examiner—Robert M. Spear
Assistant Examiner—Susan Bennett Hattan

(57) **CLAIM**

The ornamental design for a cap, as shown and described.

DESCRIPTION

In a preferred embodiment the nature of this product is as a cap for a spray bottle that can hold and dispense materials such as insect repellents, insecticides, cleaners, and fragrances.

FIG. 1 is a right, top, frontal perspective view of a cap embodying our new design;

FIG. 2 is a front elevational view thereof, the rear elevational view thereof being a mirror image of the front elevational view shown;

FIG. 3 is a left side elevational view thereof, the right side elevational view thereof being the mirror image thereof;


FIG. 4 is a top plan view thereof;

FIG. 5 is a bottom plan view thereof; and,

FIG. 6 is the same as FIG. 1, except that the cap is shown in connection with a spray bottle environment.

The broken line representation of interior structures in FIG. 5 and a spray bottle environment in FIG. 6 are for purposes of illustration only and forms no part of the claim.

1 Claim, 2 Drawing Sheets



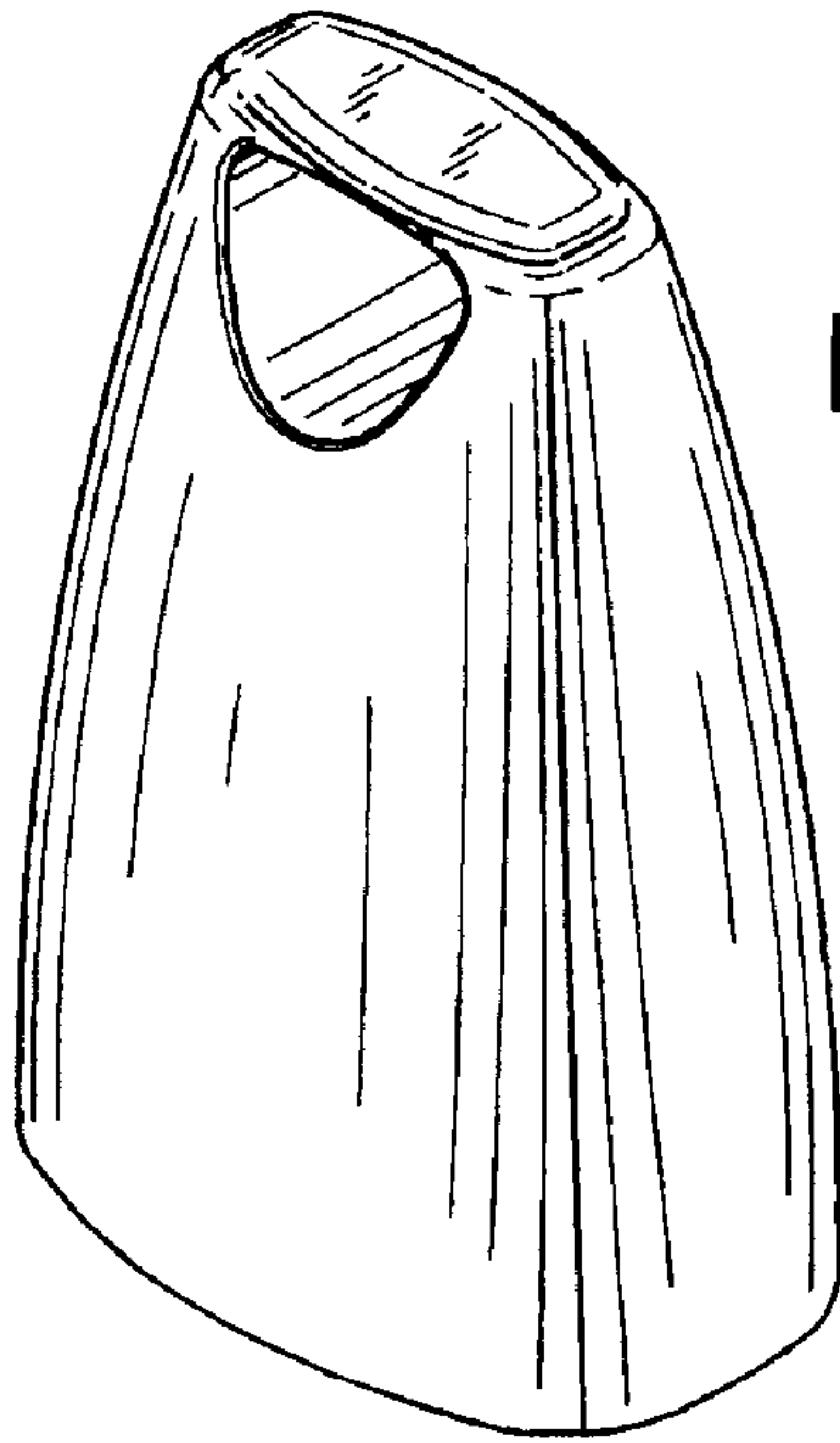


FIG. 1

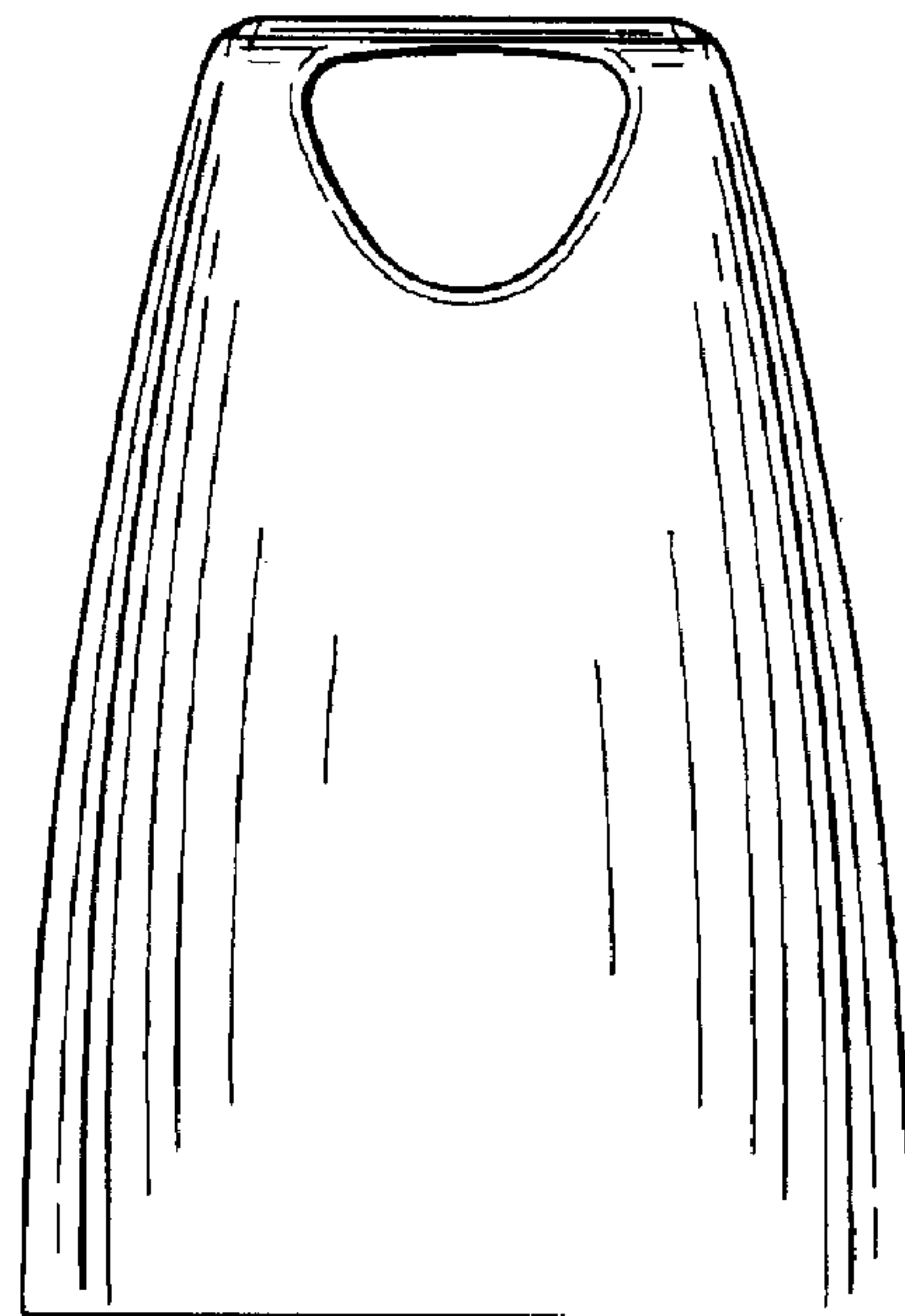


FIG. 2

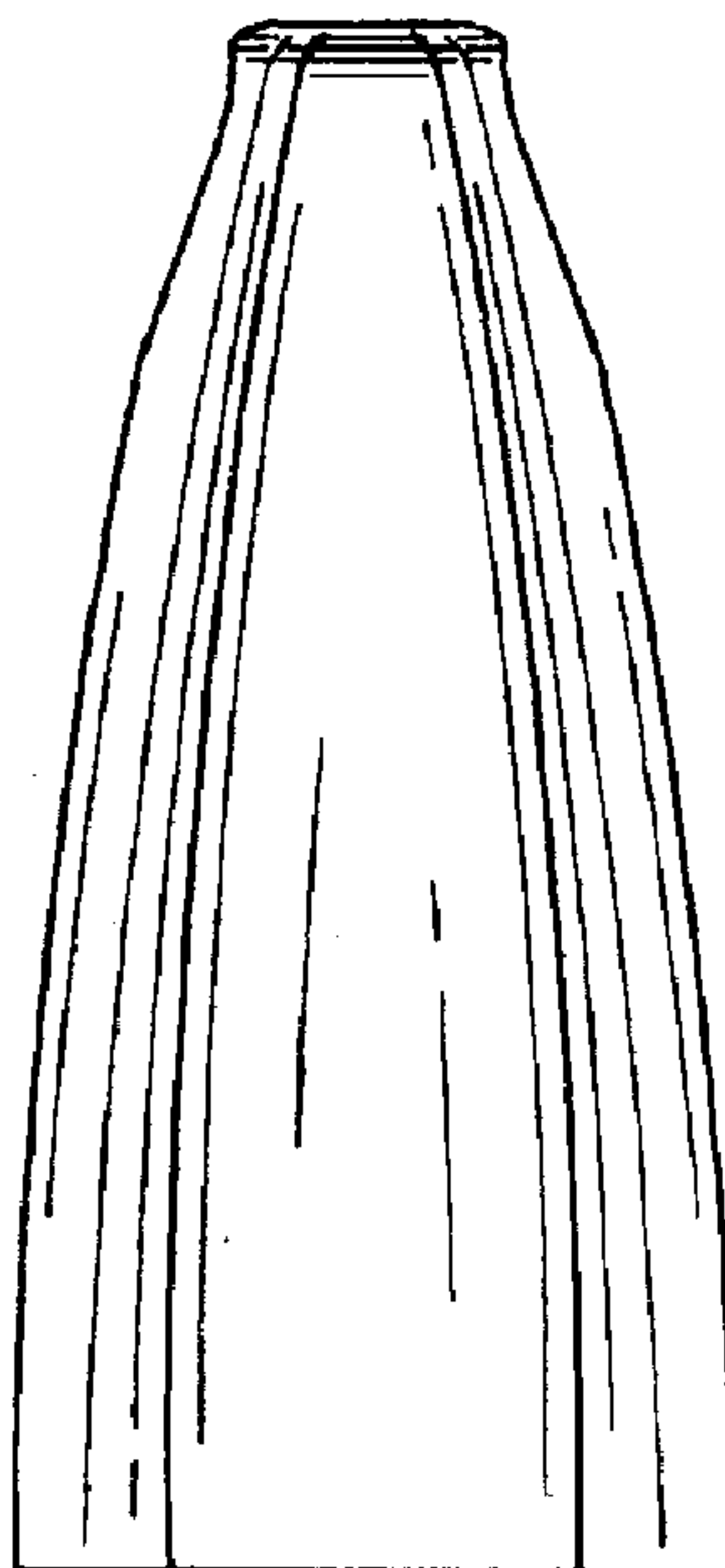


FIG. 3

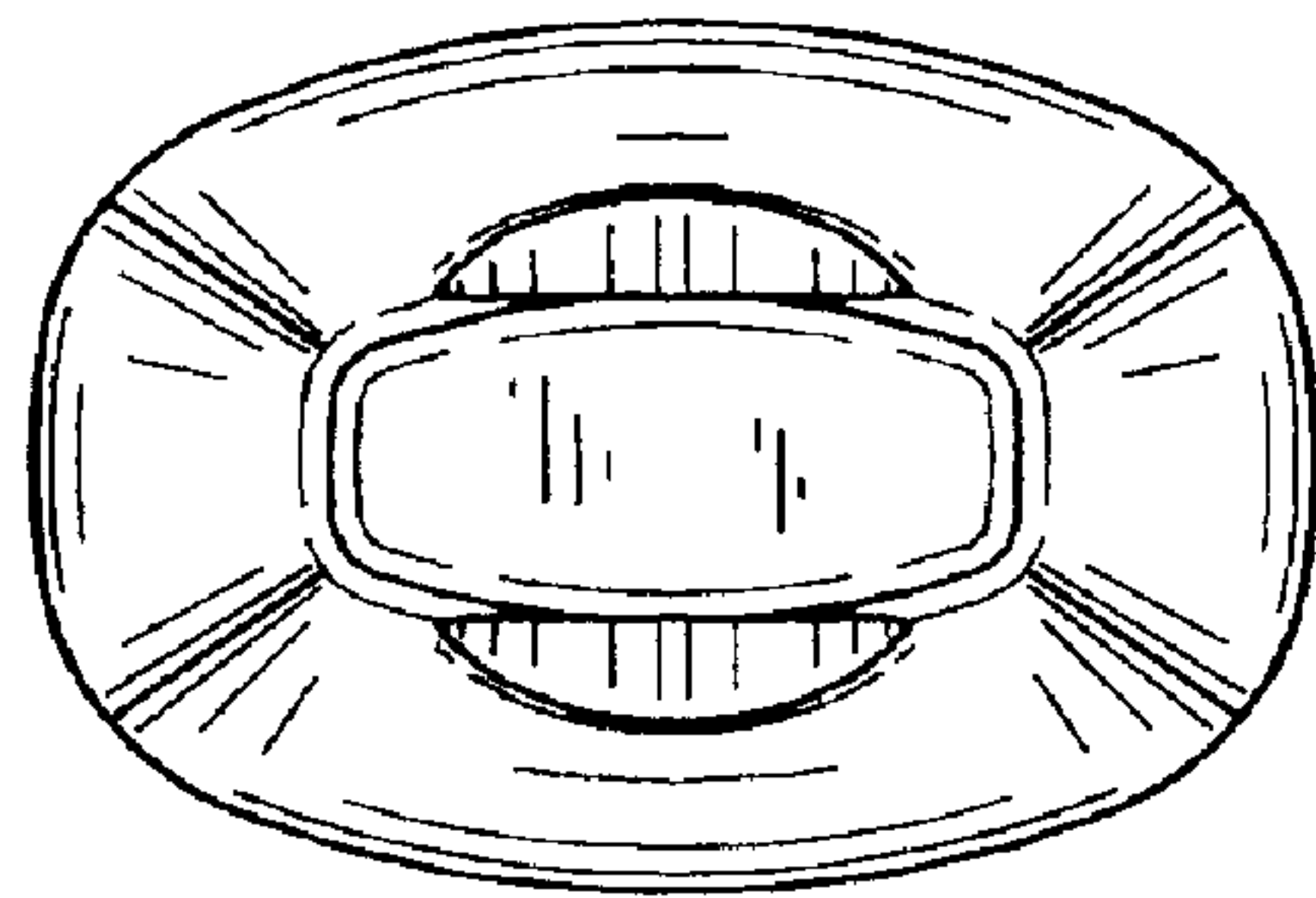


FIG. 4

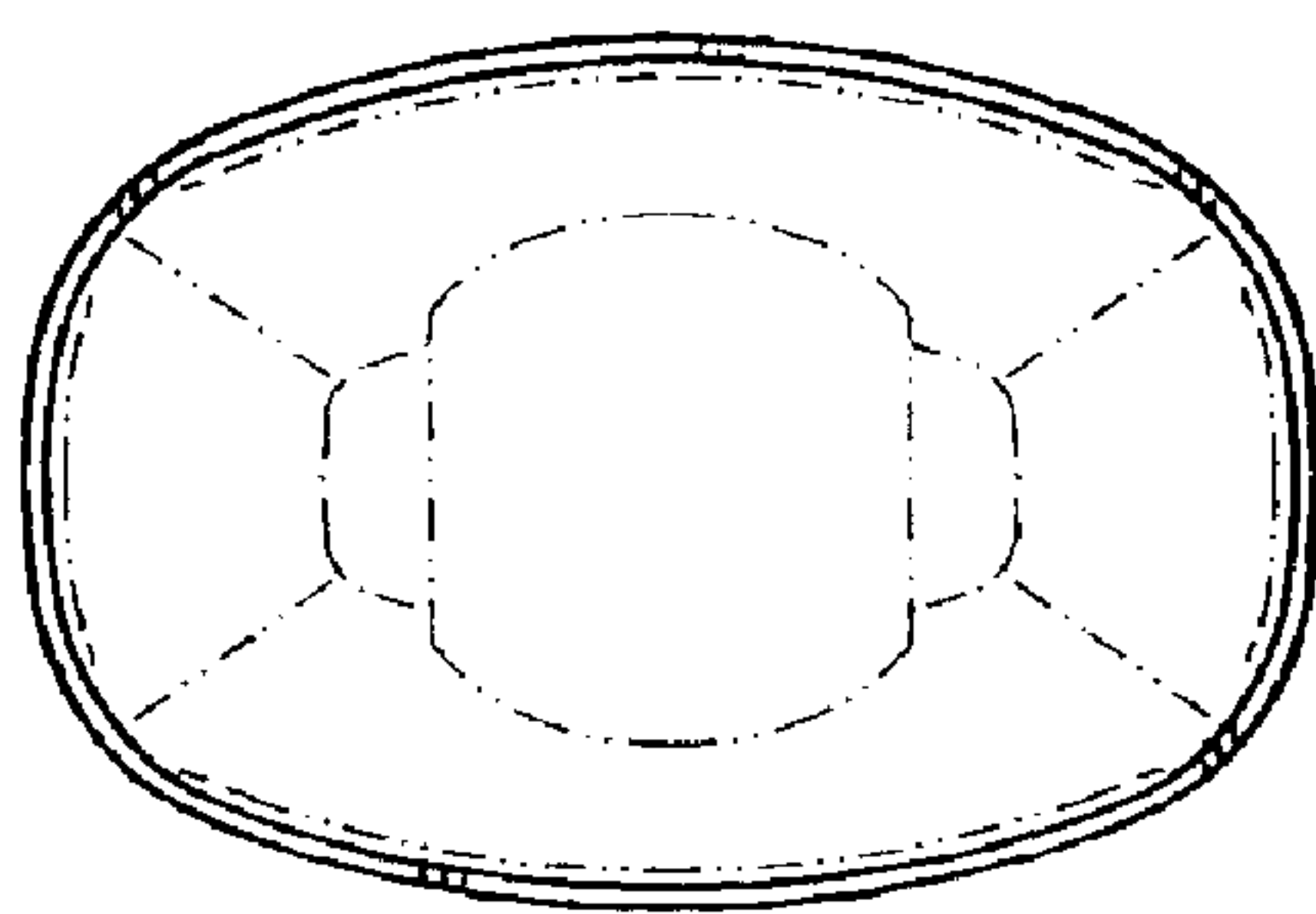


FIG. 5

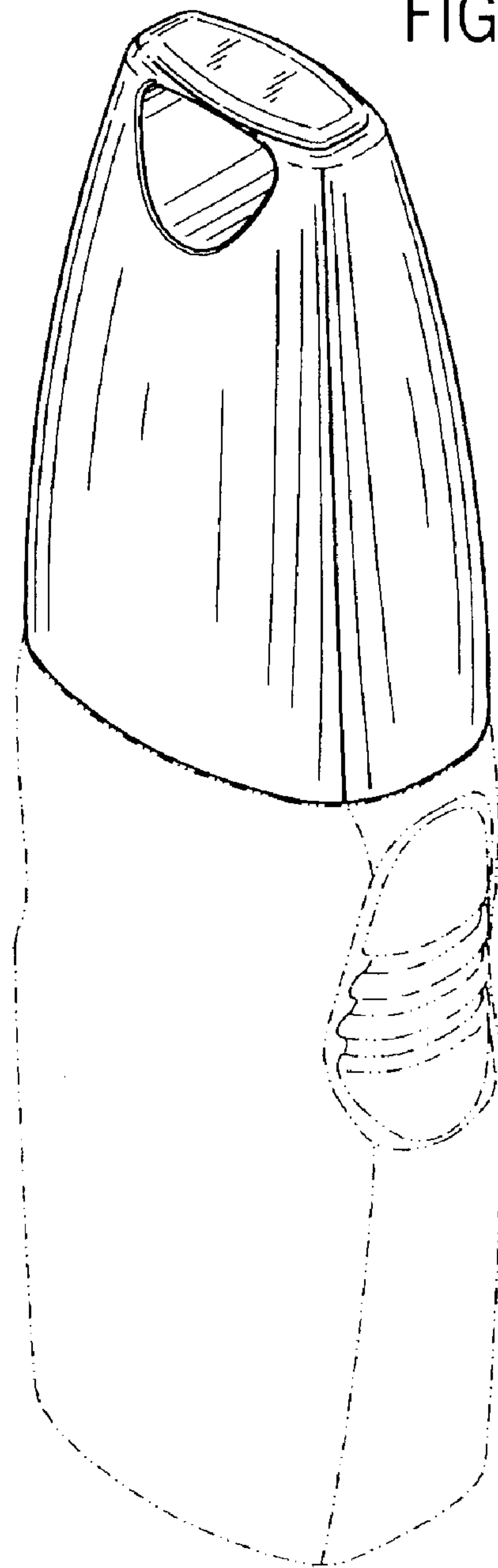


FIG. 6

UNITED STATES PATENT AND TRADEMARK OFFICE
CERTIFICATE OF CORRECTION

PATENT NO. : Des. 530,608 S
APPLICATION NO. : 29/224312
DATED : October 24, 2006
INVENTOR(S) : George I. Nukuto et al.

Page 1 of 1

It is certified that error appears in the above-identified patent and that said Letters Patent is hereby corrected as shown below:

Title Page

Item (75) Inventors:

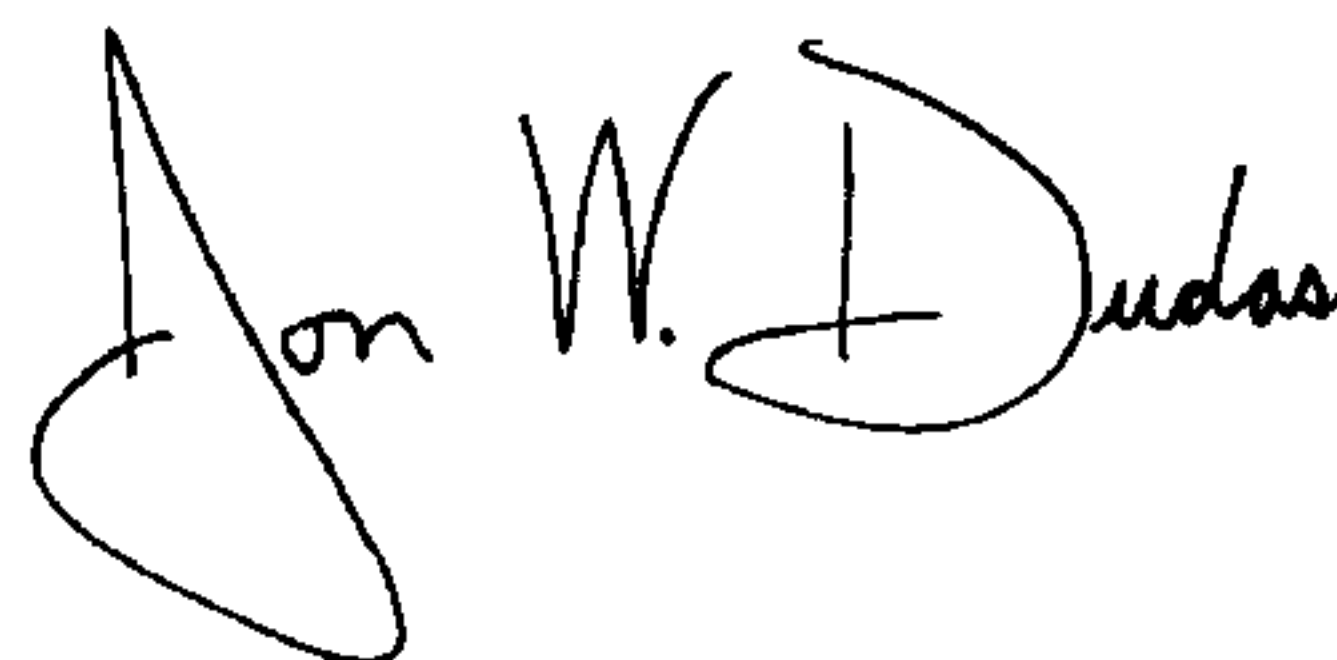
“George I. Nukuto, Des Plaines, IL (US); Neil P. Williams, Racine, WI (US); Edward J. Kunesh, Franksville, WI (US); Allen D. Miller, Racine, WI (US)”

should now be

-- George I. Nukuto, Des Plaines, IL (US); Neil P. Williams, Racine, WI (US); Edward J. Kunesh, Franksville, WI (US); Allen D. Miller, Racine, WI (US); Dirk K. Nickel, Mukwonago, WI (US) --

Signed and Sealed this

Eleventh Day of March, 2008

A handwritten signature in black ink, reading "Jon W. Dudas". The signature is stylized, with the first name "Jon" and last name "Dudas" clearly legible, and "W." in the middle.

JON W. DUDAS

Director of the United States Patent and Trademark Office