



US00D530607S

(12) **United States Design Patent**
Cornet et al.

(10) **Patent No.:** **US D530,607 S**

(45) **Date of Patent:** **** Oct. 24, 2006**

(54) **CAP FOR A FLASK**

(75) Inventors: **Gerard Cornet**, Blaru (FR); **Patrick Bousquel**, Paris (FR)

(73) Assignee: **Valois S.A.S.**, Le Neubourg (FR)

(**) Term: **14 Years**

(21) Appl. No.: **29/216,993**

(22) Filed: **Nov. 12, 2004**

(30) **Foreign Application Priority Data**

May 14, 2004 (EM) 000177399-0001

(51) **LOC (8) Cl.** **09-07**

(52) **U.S. Cl.** **D9/445**

(58) **Field of Classification Search** D9/686,
D9/682, 529, 448, 447, 445, 444, 443, 440,
D9/435, 434; 222/182, 153.1; 200/915
See application file for complete search history.

(56) **References Cited**

U.S. PATENT DOCUMENTS

D389,066 S * 1/1998 Lang D9/529

D459,226 S * 6/2002 Guarnieri D9/435
D475,922 S * 6/2003 Smith D9/445
D489,612 S * 5/2004 Kostow D9/445
D498,421 S * 11/2004 Kostow D9/529

* cited by examiner

Primary Examiner—Robert M. Spear

Assistant Examiner—Susan Bennett Hattan

(74) *Attorney, Agent, or Firm*—Sughrue Mion, PLLC

(57) **CLAIM**

The ornamental design for a cap for a flask, as shown and described.

DESCRIPTION

FIG. 1 is a perspective view of the top, front and left side of a cap for a flask showing our new design; FIG. 2 is a front elevational view thereof; FIG. 3 is a rear elevational view thereof; FIG. 4 is a right side elevational view thereof; FIG. 5 is a left side elevational view thereof; and, FIG. 6 is a top plan view thereof.

The elements shown in broken lines are for illustrative purposes only and form no part of the claimed design.

1 Claim, 4 Drawing Sheets






Fig. 1




Fig. 2



Fig. 3




Fig. 4



Fig. 5

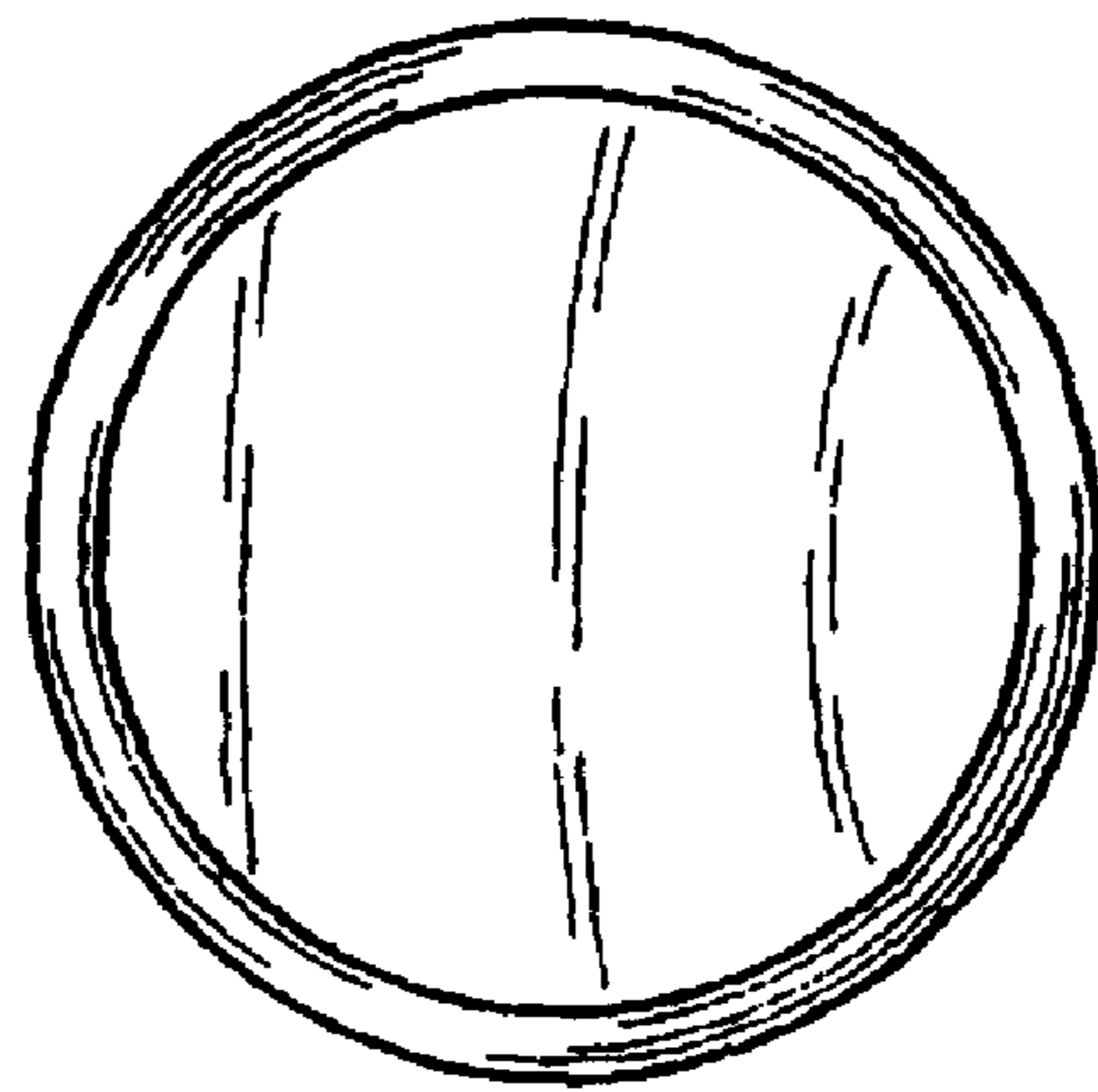


Fig. 6