



US00D530588S

(12) **United States Design Patent**
Wang

(10) **Patent No.:** **US D530,588 S**

(45) **Date of Patent:** **** Oct. 24, 2006**

(54) **HANDLE FOR NON-ELECTRIC TOOL**

(75) Inventor: **Jui-Hsiao Wang**, Tainan (TW)

(73) Assignee: **Compass Corp.**, Yungkang (TW)

(**) Term: **14 Years**

(21) Appl. No.: **29/222,289**

(22) Filed: **Jan. 27, 2005**

(51) **LOC (8) Cl.** **08-05**

(52) **U.S. Cl.** **D8/107**

(58) **Field of Classification Search** D8/107,
D8/14, 83, 90, 94, 97, DIG. 7, 110 R, 111 R,
D8/114 R, 116 R; D4/129, 138; D3/12; 81/177.1-2,
81/435-440, 489, 460; 279/83, 93; 190/115-118;
16/110.1, 113.1, 429

See application file for complete search history.

(56) **References Cited**

U.S. PATENT DOCUMENTS

D394,794 S	*	6/1998	Vasudeva	D8/107
6,151,998 A	*	11/2000	Fu-Hui	81/177.4
6,279,706 B1	*	8/2001	Mao	190/115
D448,633 S	*	10/2001	Langlois	D8/14

D454,045 S	*	3/2002	Rinner et al.	D8/107
6,434,790 B1	*	8/2002	Chen	16/113.1
6,468,279 B1	*	10/2002	Reo	606/79
D466,786 S	*	12/2002	Bourgeois et al.	D8/107
D488,046 S	*	4/2004	Marquardt et al.	D8/107
D493,685 S	*	8/2004	Dallas	D8/107

* cited by examiner

Primary Examiner—Pamela J. Burgess

(74) *Attorney, Agent, or Firm*—Alan D. Kamrath; Nikolai & Mersereau, P.A.


(57) **CLAIM**

The ornamental design for a handle for a non-electric tool, as shown and described.

DESCRIPTION

FIG. 1 is a perspective view of a handle for a non-electric tool showing my design;
FIG. 2 is a front elevational view thereof, the rear elevational view being a mirror image thereof;
FIG. 3 is a left elevational view thereof;
FIG. 4 is a right elevational view thereof;
FIG. 5 is a top plan view thereof; and,
FIG. 6 is a bottom plan view thereof.

1 Claim, 6 Drawing Sheets



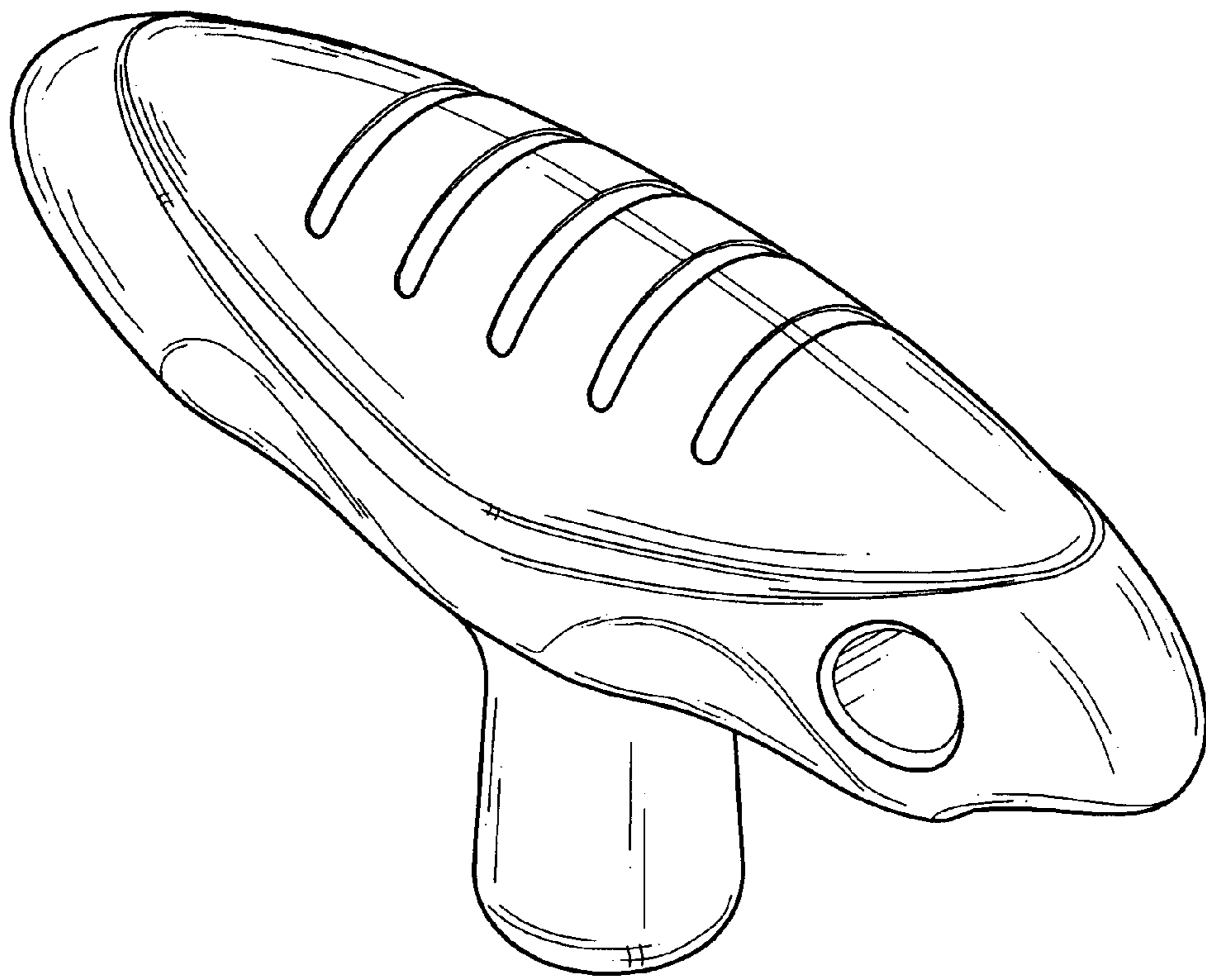


FIG . 1

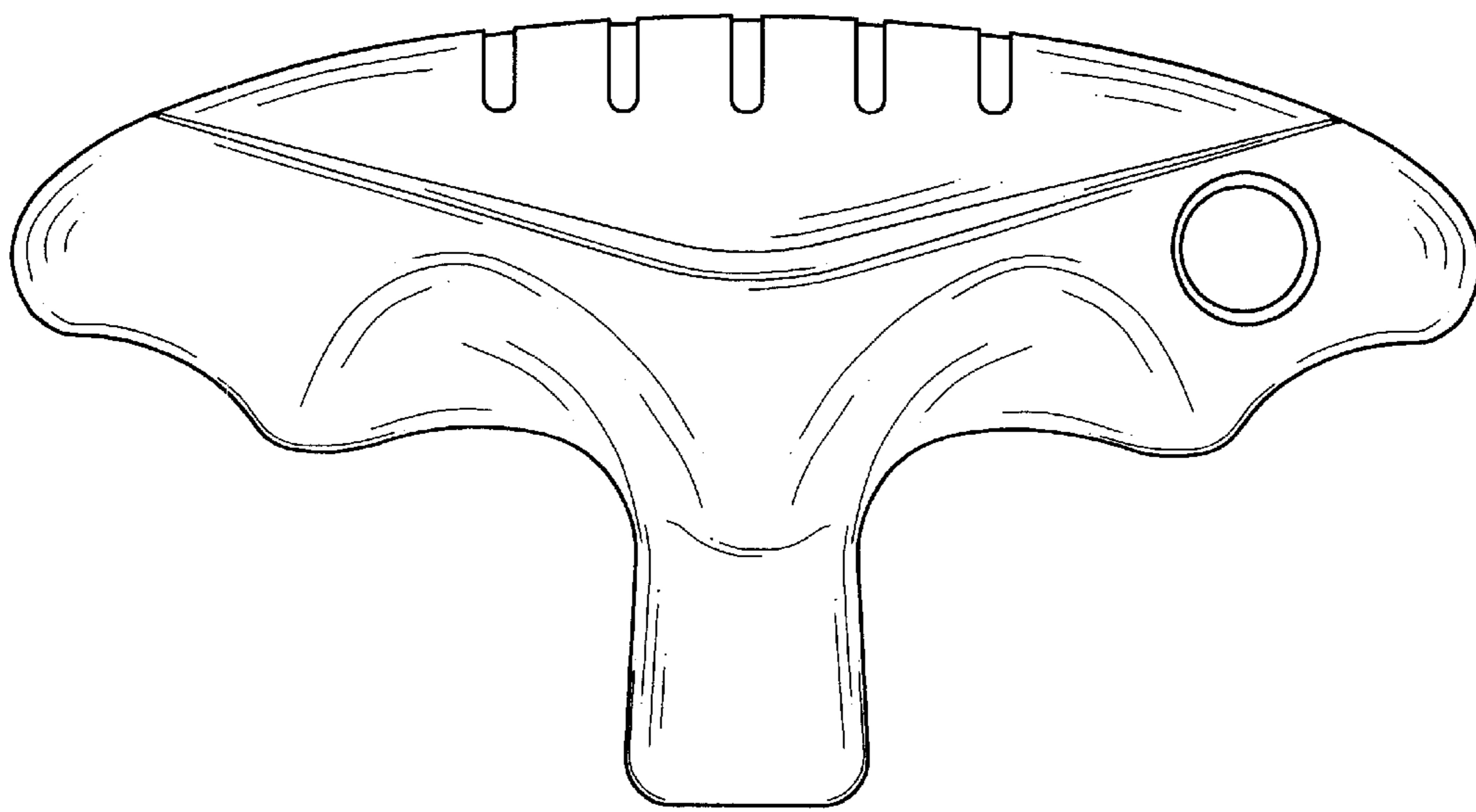


FIG . 2

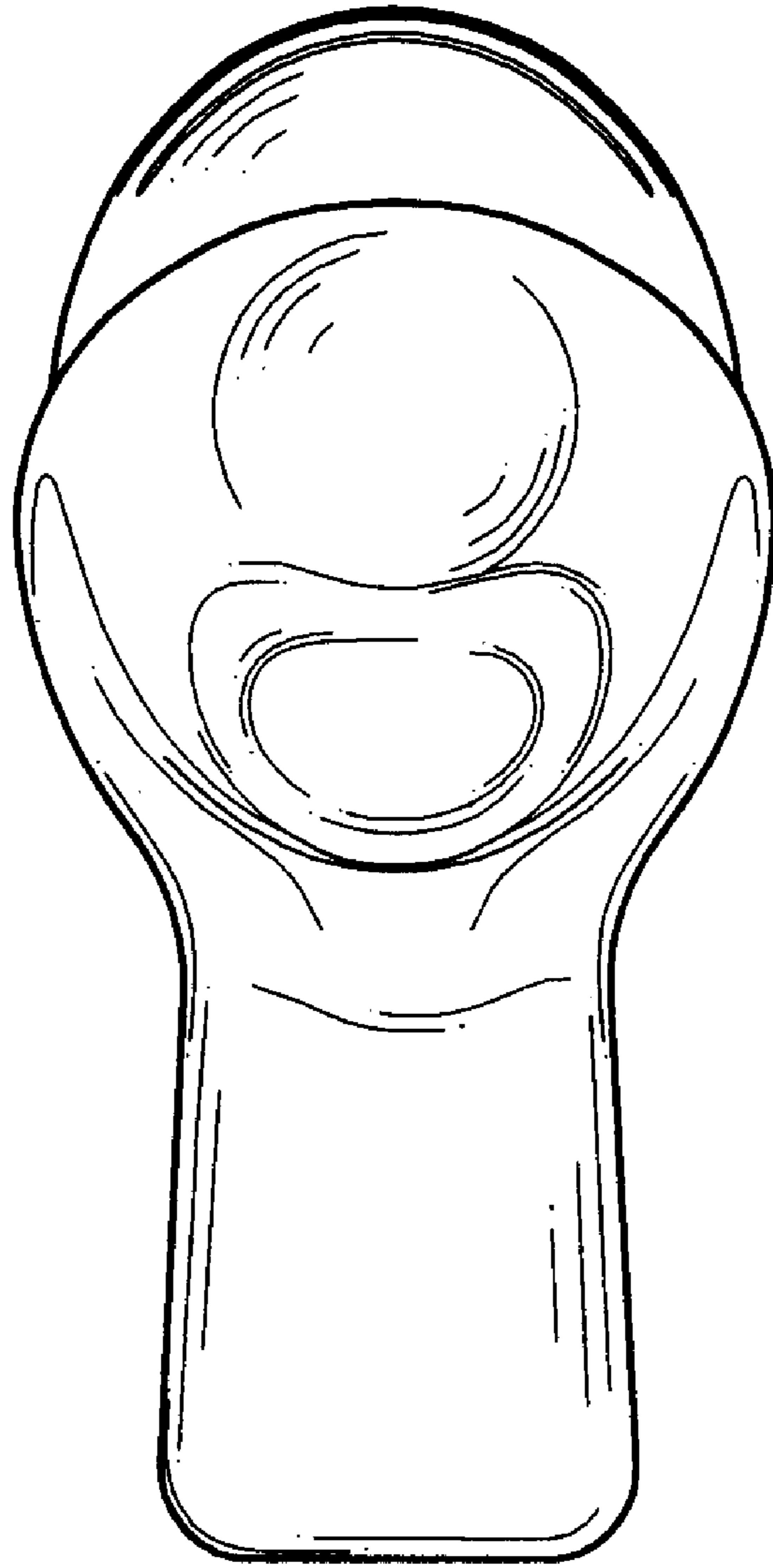


FIG . 3

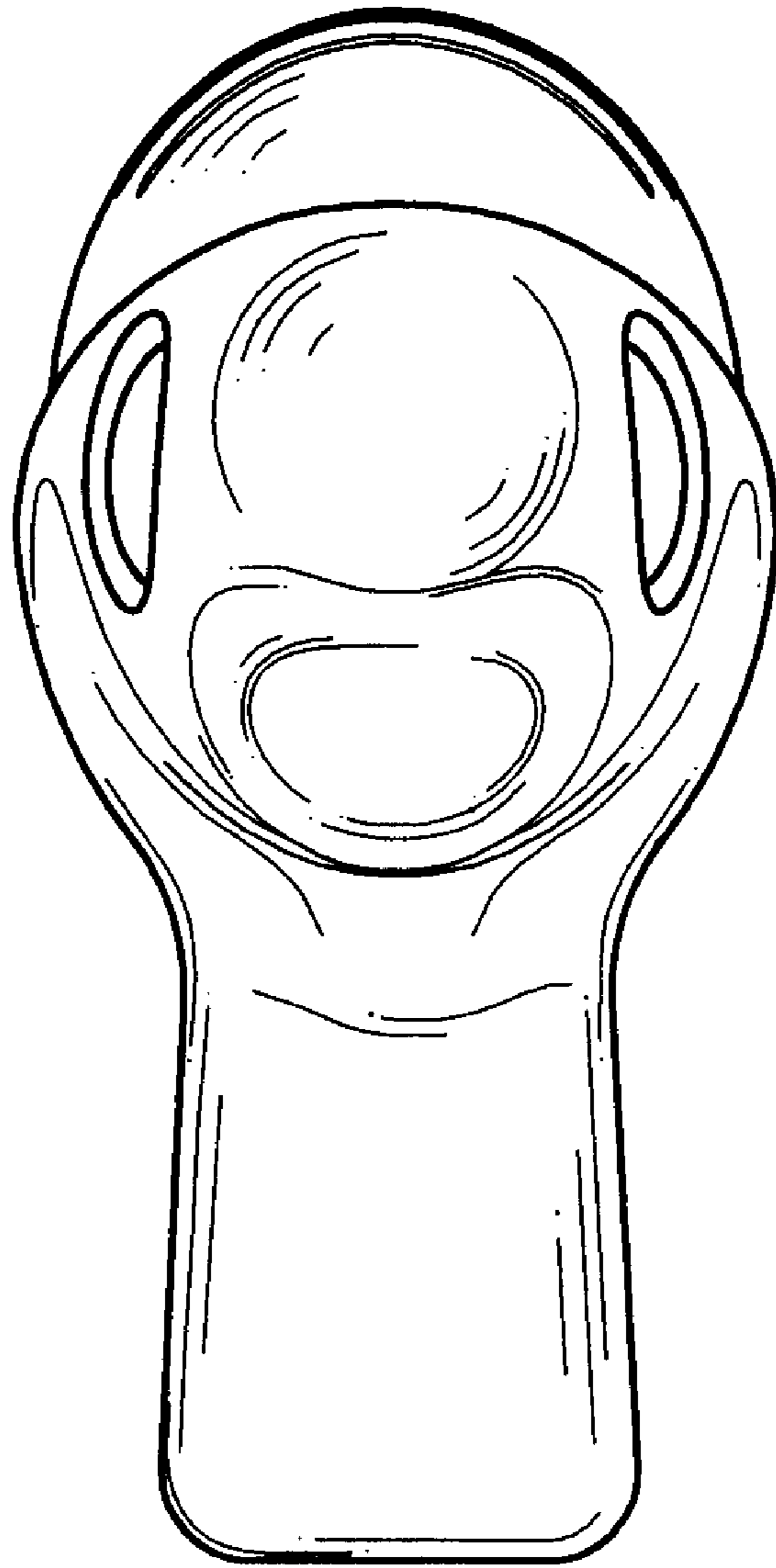


FIG . 4

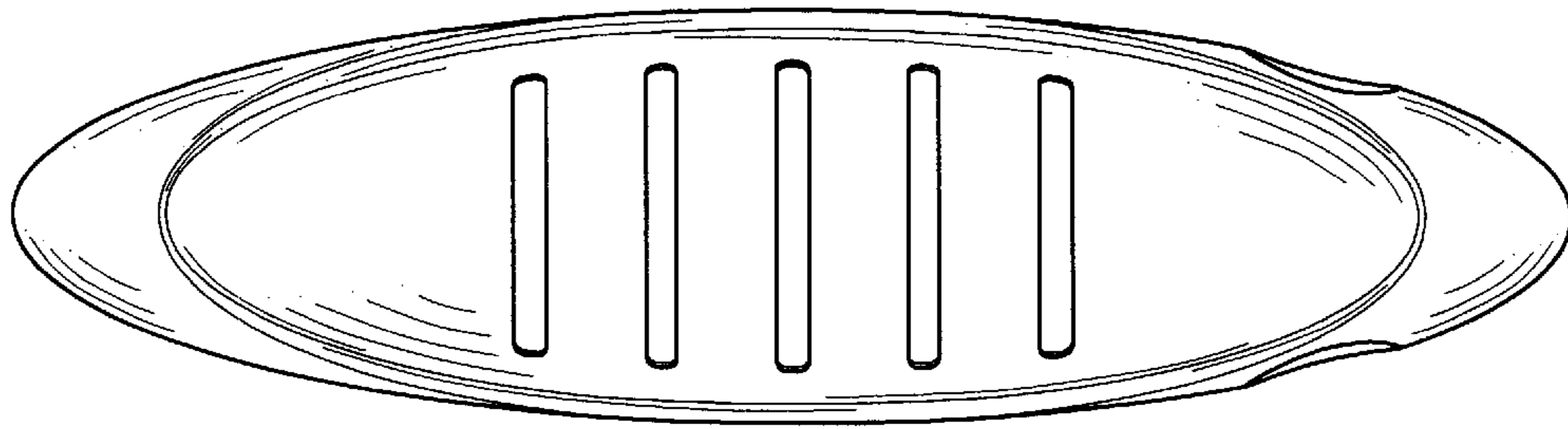


FIG . 5

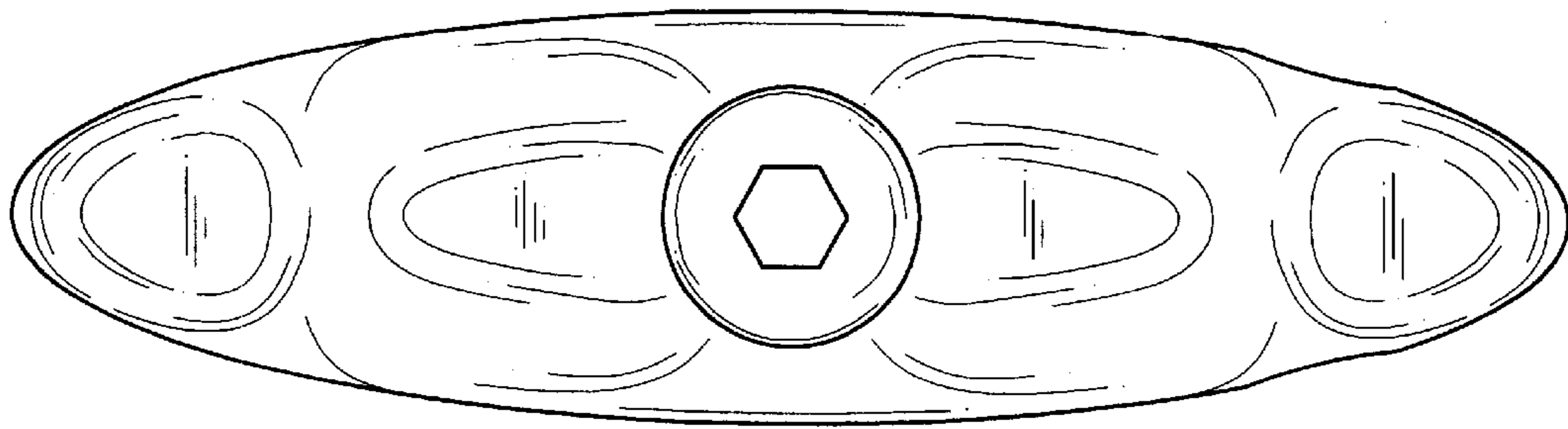


FIG . 6