



US00D530576S

(12) **United States Design Patent**
Levan

(10) **Patent No.:** **US D530,576 S**
(45) **Date of Patent:** **** Oct. 24, 2006**

(54) **GLADHAND GASKET REMOVAL TOOL**

(75) Inventor: **David J. Levan**, North Collins, NY (US)

(73) Assignee: **Tectran Mfg. Inc.**, Buffalo, NY (US)

(**) Term: **14 Years**

(21) Appl. No.: **29/254,340**

(22) Filed: **Feb. 22, 2006**

(51) **LOC (8) Cl.** **08-05**

(52) **U.S. Cl.** **D8/14; D8/499**

(58) **Field of Classification Search** D8/14,
D8/16, 18-19, 33-34, 40, 47, 88-89, 105,
D8/499; 29/234-235, 237; 81/3.27, 3.36,
81/3.47; 254/1

See application file for complete search history.

(56) **References Cited**

U.S. PATENT DOCUMENTS

2,849,906	A	*	9/1958	Loveless	29/235
D207,184	S	*	3/1967	Williams	D8/19
4,426,758	A	*	1/1984	Castoe	29/265
5,075,945	A	*	12/1991	Krzecki	29/235
D363,863	S	*	11/1995	Tipp	D8/40
D379,256	S	*	5/1997	Tipp	D32/46
D410,178	S	*	5/1999	Clayson	D8/16

D419,848	S	*	2/2000	Kirby	D8/89
D420,261	S	*	2/2000	Carter, Jr.	D8/16
6,115,897	A	*	9/2000	Beals et al.	29/235
6,195,862	B1	*	3/2001	Chang	29/237
6,385,846	B1	*	5/2002	Hayashi	29/888.01
D515,885	S	*	2/2006	Durousseau et al.	D8/14
2006/0042062	A1	*	3/2006	Tally	29/237
2006/0042063	A1	*	3/2006	Tally et al.	29/237

* cited by examiner

Primary Examiner—Philip S. Hyder

Assistant Examiner—RoseLynne (Ulm) Cody

(74) *Attorney, Agent, or Firm*—Phillips Lytle LLP

(57) **CLAIM**

Applicant claims the ornamental design for a gladhand gasket removal tool, substantially as shown and described.

DESCRIPTION

FIG. 1 is a perspective view of the gladhand gasket removal tool.

FIG. 2 is a top plan view thereof.

FIG. 3 is a front elevation thereof.

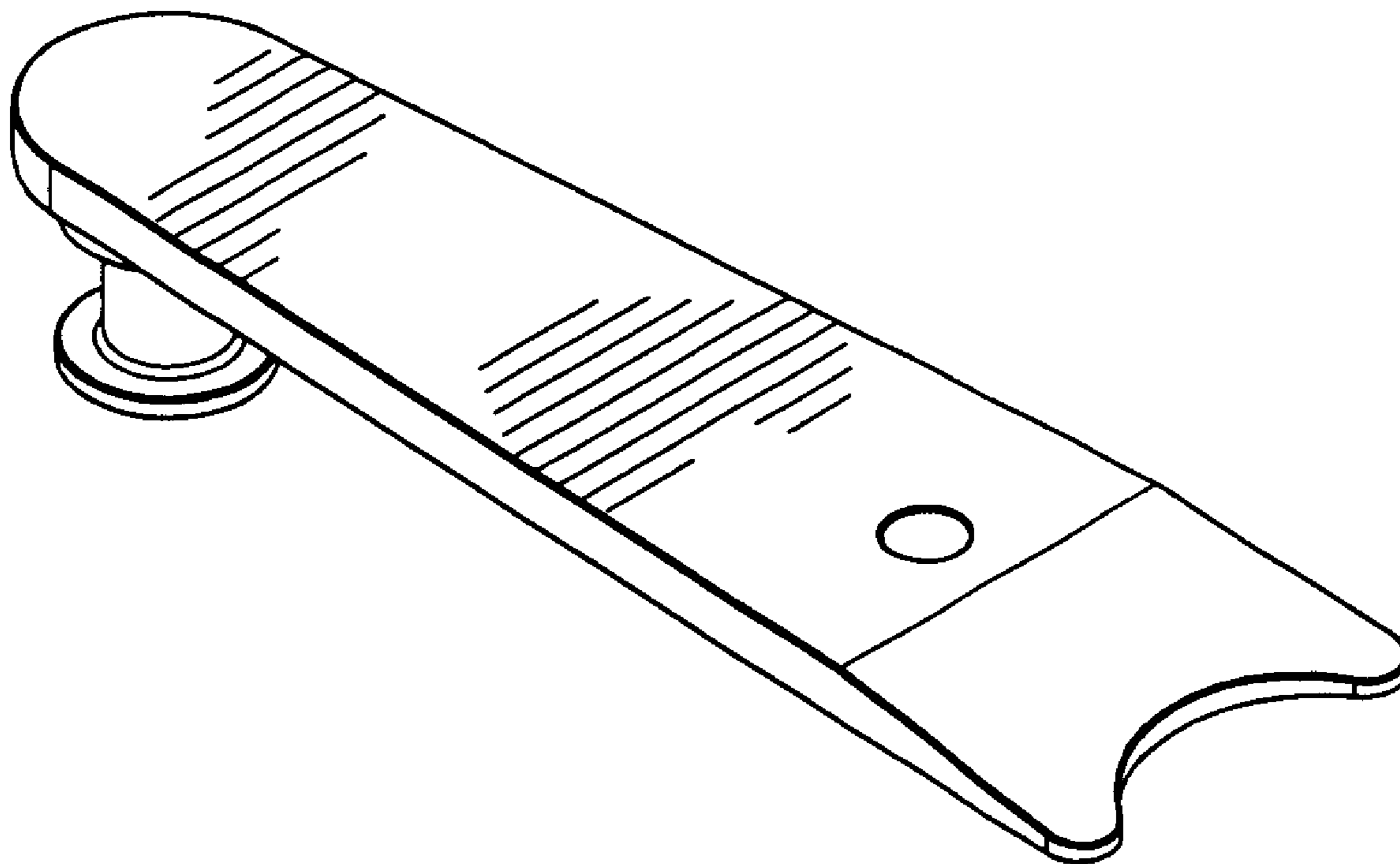
FIG. 4 is a rear elevation thereof.

FIG. 5 is a bottom plan view thereof.

FIG. 6 is a left end elevation thereof; and,

FIG. 7 is a right end elevation thereof.

1 Claim, 1 Drawing Sheet



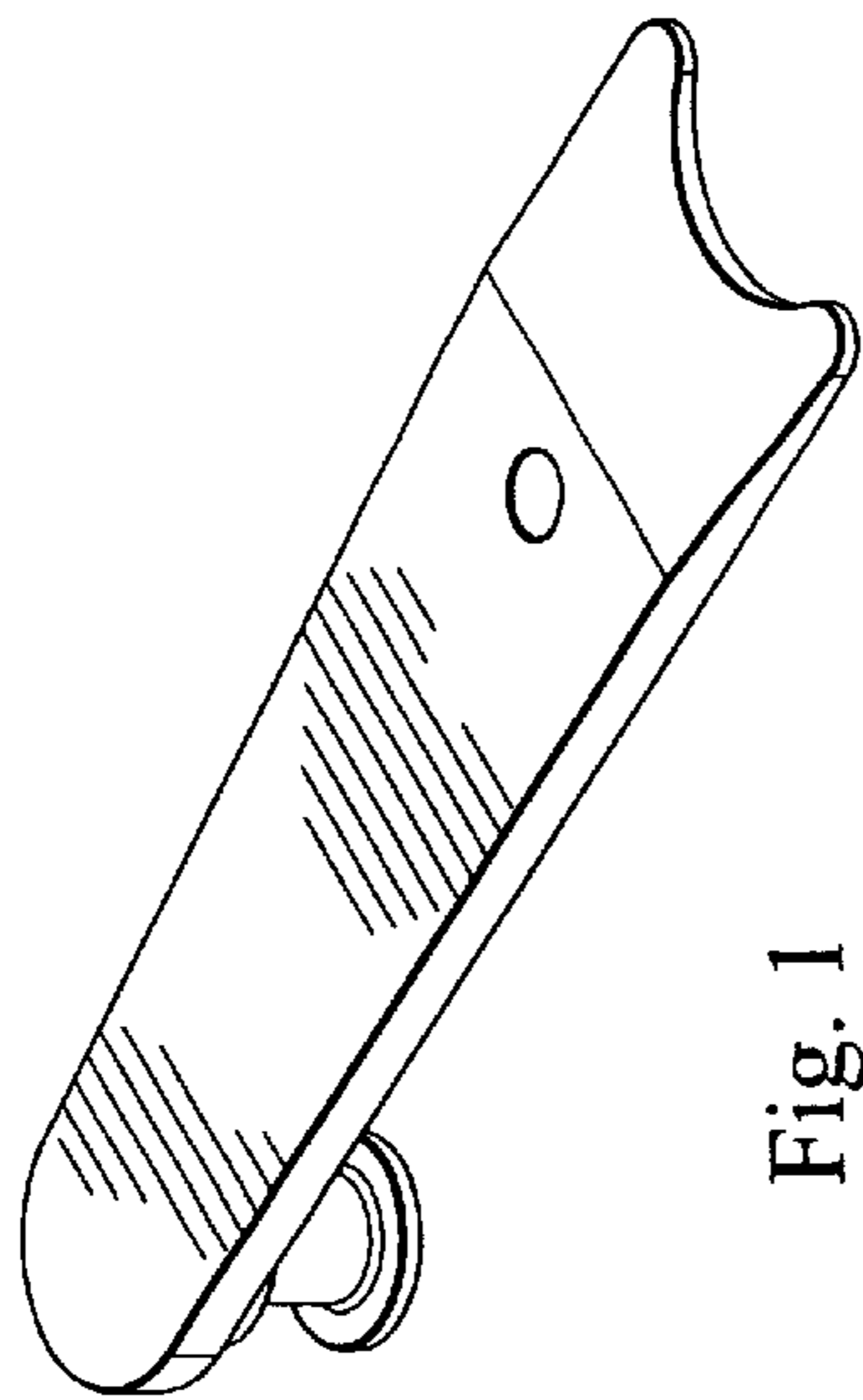


Fig. 1

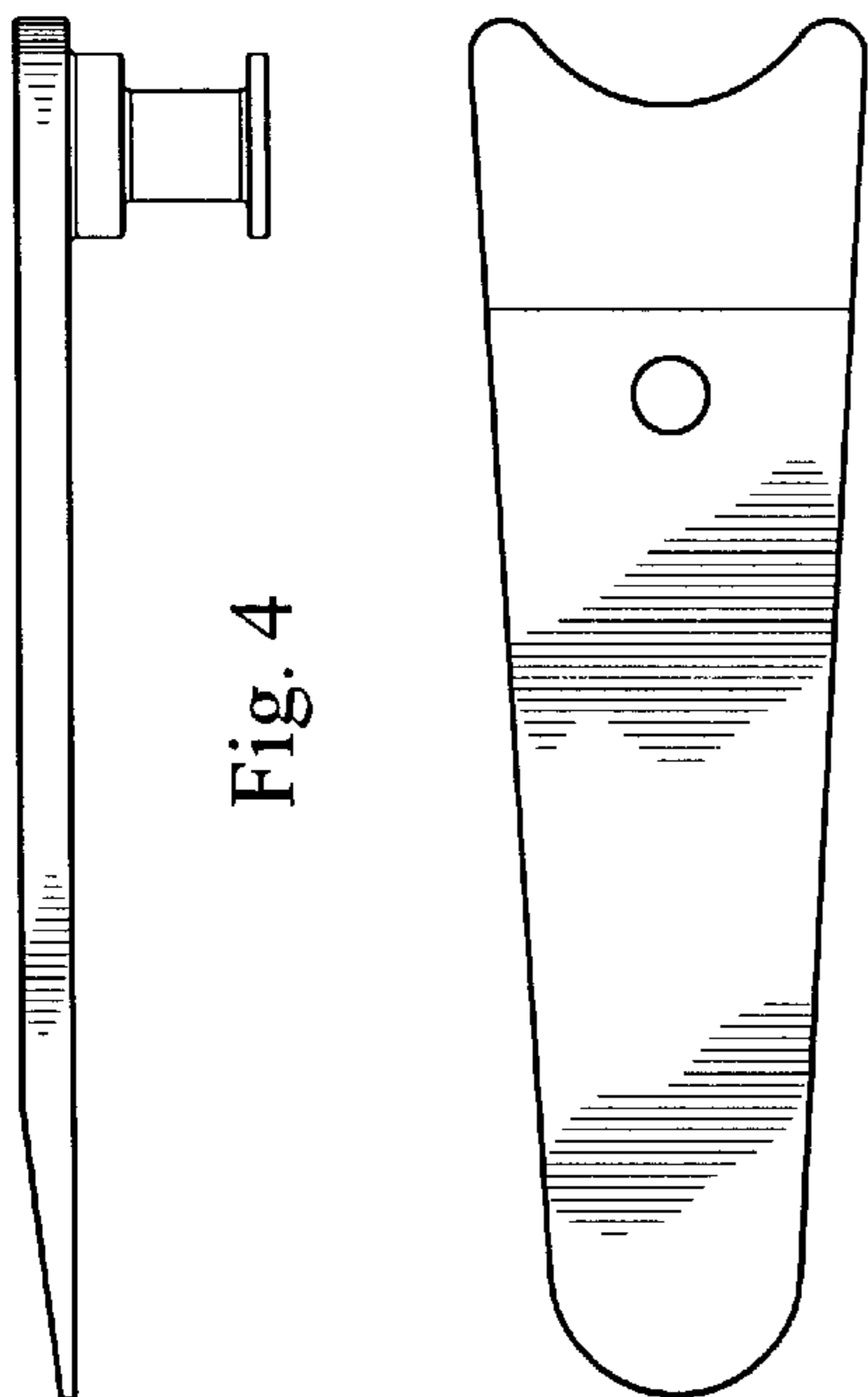


Fig. 2

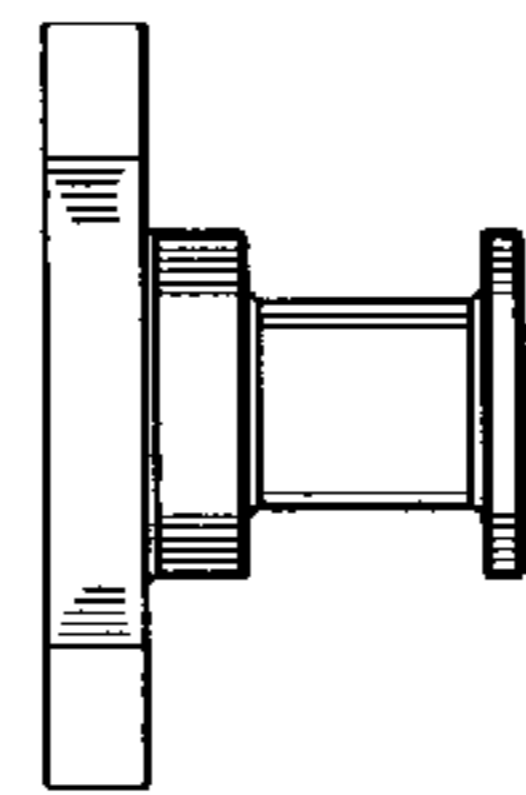


Fig. 6

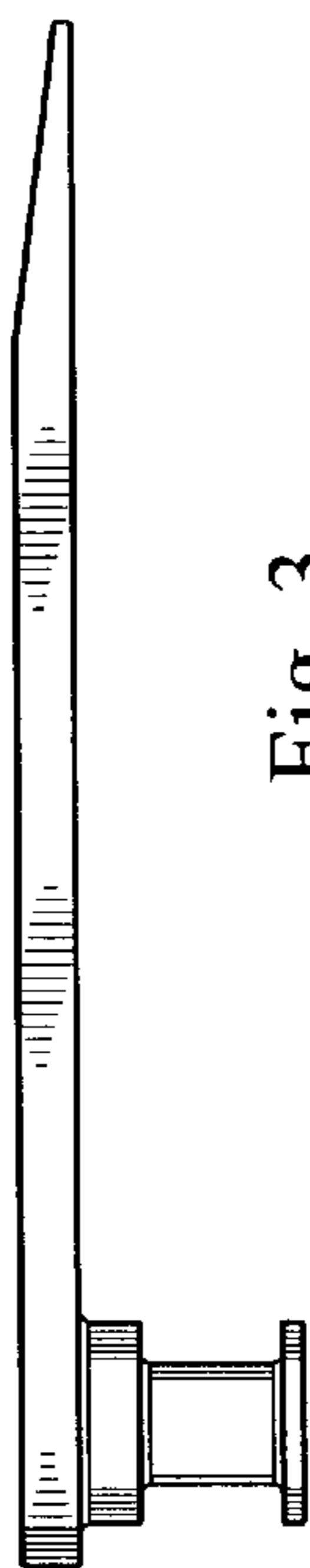


Fig. 3

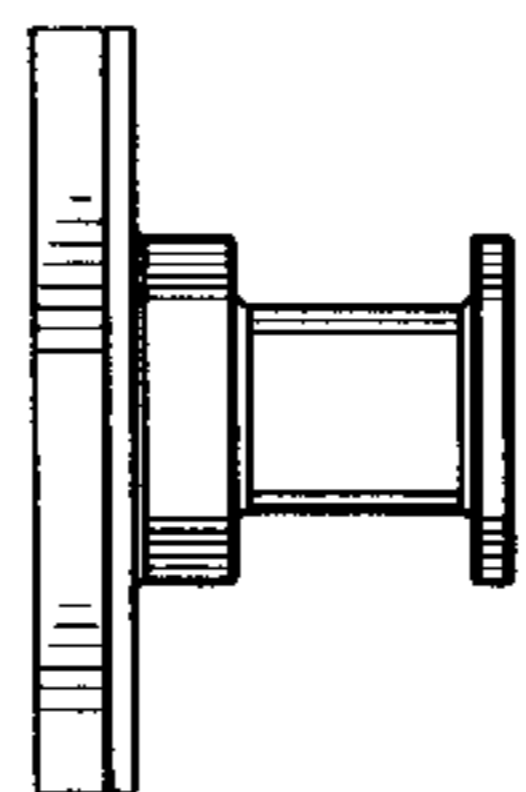


Fig. 7

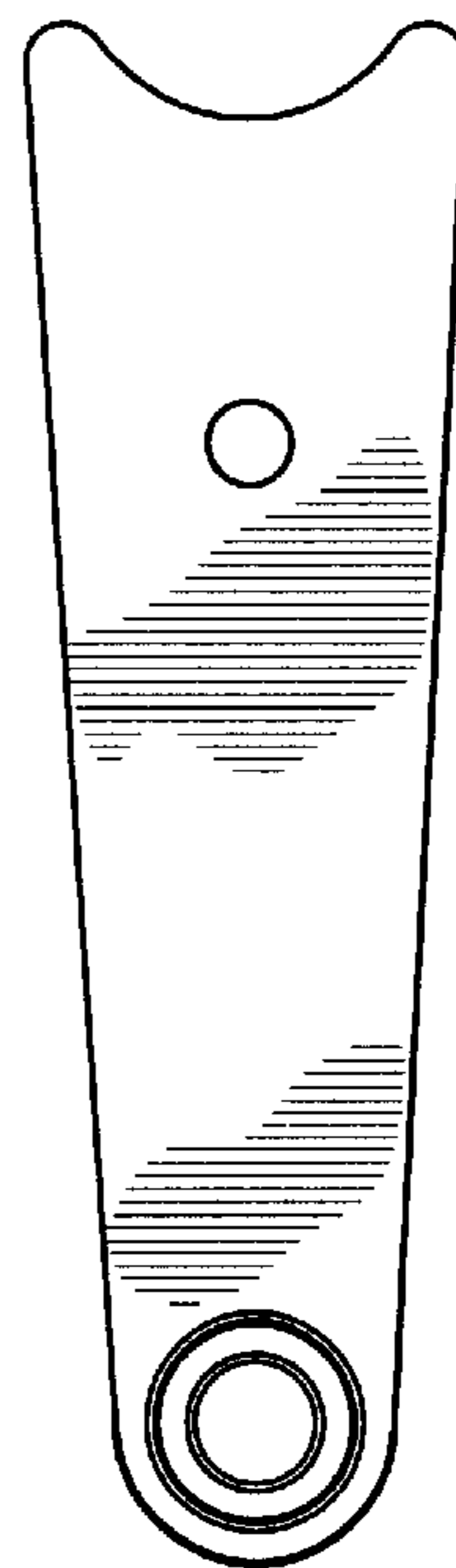


Fig. 5

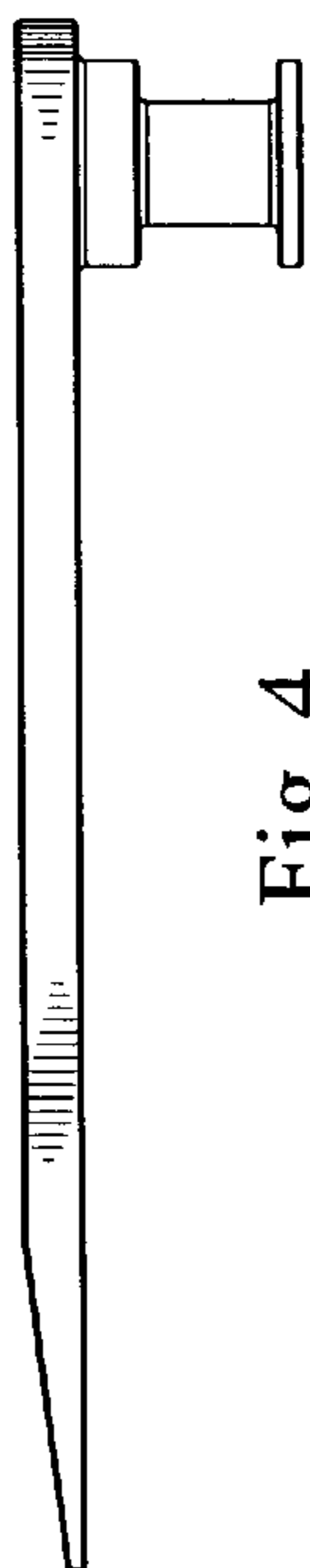


Fig. 4